

ACCUS TATS

A STATISTICAL ANALYSIS OF 9-BALL POCKET BILLIARDS

(201)226-5429

Vol. 3, No. 4

Buddy Hall Takes the Carolinas' Cup



C H A R L O T T E - Buddy Hall and Mike LeBron shake hands as they celebrate their one-two finishes. Hall's superb play earned him \$6,000 in prize money and the Carolinas' Cup title. In races to eleven, Hall managed wins over Jones (9), Abernathy (3), and Incardona (6) before being edged out by Mathews 10-11. Hall resumed his winning form outpointing Mizerak (8), Rempe (9), Reid (6), Brown (6), and finally LeBron in an extended one-match finals 15-5. Loree Jon Jones took home \$1,900 and the women's title for her undefeated performance.

THE CAROLINAS' CUP

CHARLOTTE, NORTH CAROLINA

September 14~19, 1987

FINAL STANDINGS

Men:

#	NAME	AVG.	PRIZE	#	NAME	AVG.
1st	Buddy Hall	(.881)	\$6,000.00	25th-32nd		
2nd	Mike LeBron	(.866)	4,000.00		John DiToro	(.840)
3rd	Tom Brown	(.822)	2,500.00		Ray Martin	(.829)
4th	Jimmy Reid	(.845)	1,650.00		Buddy Dennis	(.796)
5th-6th					Chuck Sidden	(.785)
	Jim Rempe	(.863)	1,250.00		Harold Dollar	(.780)
	Grady Mathews	(.819)	1,250.00		Don Ferguson	(.741)
7th-8th					Chuck Abernathy	(.733)
	Sammy Jones	(.841)	850.00		Mel Mlotok	(.656)
	Steve Mizerak	(.831)	850.00	33rd-45th		
9th-12th					Kim Davenport	(.827)
	Earl Strickland	(.896)	550.00		Mike Cone	(.790)
	David Howard	(.869)	550.00		Wade Crane	(.776)
	Howard Vickery	(.834)	550.00		Bob Wolfe	(.750)
	Jack Stenner	(.798)	550.00		Tom Kennedy	(.745)
13th-16th					JM Flowers	(.728)
	Bill Incardona	(.865)	350.00		John Williams	(.714)
	Wayne Collins	(.835)	350.00		Chuck Absher	(.689)
	Paul Brienza	(.802)	350.00		Jack Romeo	(.685)
	Kenny Wellman	(.780)	350.00		Nappy Cheek	(.674)
17th-24th					CJ Underwood	(.635)
	Danny DiLiberto	(.838)	200.00		Bill Stephen	(.634)
	John Morrow	(.822)	200.00		Jeff Reynolds	(.544)
	Greg Fix	(.807)	200.00			
	Dave Bollman	(.800)	200.00			
	Mike Gulyassy	(.793)	200.00			
	Tony Ellin	(.774)	200.00			
	Bob Opsahl	(.753)	200.00			
	Eric Baker	(.735)	200.00			

Women:

NAME	PRIZE	NAME	PRIZE	NAME	PRIZE
1st Loree Jon Jones	\$1,900	5th-6th		9th-12th	
2nd Mary Kenniston	1,400		Peg Ledman 225		Bonnie Hoffman
3rd Lori Shampo	1,000		Dorrena Warren 225		Kaye Deller
4th Kelly Simpson	600	7th-8th			Lisa Penrod
			Belinda Bearden		Janine Hague
			Laura Smith	13th	Vicki Paski

ACCU-FACT

Jimmy Reid won seven sessions in a row, the best string of the tournament.

Buddy Chalks Up Third Major Win of Year

Buddy Hall won the inaugural Carolinas' Cup backing up this year's previous major wins in Toledo and Denver. As a result, Mike LeBron is once again forced to wait his turn for that first major win which I'm sure will come soon. Tom Brown had his best finish of his professional career (3rd) defeating Jimmy Reid, Steve Mizerak, and Jim Rempe to name a few. Earl Strickland, as usual, played top notch but unfortunately confusion with his schedule resulted in a forfeited match thus eliminating him from the competition. Loree Jon

Jones upended Mary Kenniston for the womens title. George and Irene Dowdy, owners of **Mother's Billiard Parlor and Grille** produced, hosted, and sponsored the major event, one which they had long planned. They added \$15,000 which drew fifty-eight men and women to Charlotte eager to share in over \$30,000 in prize money. A local Pepsi distributor donated \$500 for specialty events, \$100 a day for the winners of each contest. Johnny Morrow, Chuck Absher, and Chuck Abernathy each won one contest while David Howard won two.

Notable Matches

Harold Dollar (.882) played remarkably well, missing just two shots the entire session, less than anyone during the first day's play. Anyone that is, except for his opponent **Jim Rempe** (.939) who missed none! Although Dollar ran out each of his four opportunities, he lost 4-11.

Dave Bollman (.813) found just one of many ways to lose a hill-hill match. As he was running out the final rack, he scratched on the six ball giving **Mike Gulyassy** (.814) ball in hand to cinch the last four balls and the match 11-10. It was the first time during the entire session that Gulyassy was in the lead.

Paul Brienza (.802) jumped to a 7-2 lead in spite of the fact that **Mike LeBron** (.946) had yet to miss a single ball. LeBron continued his steady play shooting a .984 for the next nine racks winning the match 11-7.

After **Earl Strickland** (.840) missed a kick shot while ahead 10-8, all he could do was watch as **David Howard** (.840) ran out the session to win 11-10.

Apparently, somebody was going to pay for an earlier defeat and the victim was **Jack Romeo** (.571). **Earl Strickland** (.942) rebounded from his Howard loss with an 11-0 drubbing. He could have

easily shot a 1,000 had it not been for two carelessly missed shots and two scratches on the break. Other than that he ran out every time.

In a well played match, **Ray Martin** (.855) missed just one ball yet managed to only score five times. Hooking himself four times proved costly. It was just enough leeway for **Earl Strickland** (.897) to extend his lead to 11-5.

(continued on page 13)

THE BEST POOL VIDEO EVER!

Byrne's Standard Video of Pool & Billiards

"★★★★" - Home Viewer
"A must for all pool enthusiasts"
- Pool & Billiard Magazine
"Stands Alone . . . ★★★★★"
- Billiards Digest

- 60 minutes of clear and complete instruction
- Beautifully produced, with computer-generated graphics, Byrne's Standard Video of Pool & Billiards will make you a winner.



Only \$29.95 (+ \$3.50 shipping and handling)
To order, call toll-free 1-800-972-5858 ext. 310

By phone, credit cards only, or mail
check, m.o., or card information to:
PREMIERE HOME VIDEO
P.O. Box 708, Northbrook, Ill. 60065

Name _____
Address _____
City _____ State _____ Zip _____
Visa/MC # _____

Signature _____ Expires _____ ☐ VHS ☐ Beta
Cal residents add 6.5% tax Ill. residents add 7% tax
Please allow 3-4 weeks for delivery

© Premiere Home Video, Hollywood CA AS

Leonard Bludworth

713-943-1615

*cue repairs
by*
The Pro Shop

Next Tour Stop: ROB'S ROOST, Charlotte, NC

1401 Redford Rd., 2005-B, Houston, TX 77034

Scores & Accu~Stats Averages

#	Name	Score	Avg.	#	Name	Score	Avg.	#	Name	Score	Avg.	#	Name	Score	Avg.
OPENING ROUND				27)	K. Wellman	11 (.733)		53)	J. Rempe	11 (.838)		73)	G. Mathews	11 (.886)	
1)	B. Dennis	11 (.813)			M. Mlotok	8 (.692)			M. Gulyassy	6 (.810)			B. Hall	6 (.815)	
	CJ Underwood	4 (.646)		28)	D. Howard	11 (.840)		54)	H. Vickery	11 (.829)		74)	M. LeBron	11 (.904)	
2)	J. Stenner	11 (.820)			E. Strickland	10 (.840)			J. Morrow	10 (.805)			D. Howard	8 (.848)	
	J. Romeo	6 (.705)		29)	B. Opsahl	11 (.769)		55)	B. Hall	11 (.892)		LOSERS (9th-12th)			
3)	D. Ferguson	11 (.732)			R. Martin	10 (.788)			B. Incardona	6 (.826)		75)	B. Hall	11	
	T. Kennedy	9 (.745)		LOSERS (33rd-45th)				56)	G. Mathews	11 (.797)			E. Strickland	F	
4)	J. Reid	11 (.844)		30)	R. Martin	11 (.853)			T. Ellin	7 (.667)		76)	S. Mizerak	11 (.828)	
	K. Davenport	8 (.830)			CJ Underwood	2 (.615)		57)	M. LeBron	11 (.840)			D. Howard	10 (.858)	
5)	H. Dollar	11 (.807)		31)	E. Strickland	11 (.942)			K. Wellman	10 (.810)		77)	S. Jones	11 (.842)	
	B. Stephen	4 (.667)			J. Romeo	0 (.571)		58)	D. Howard	11 (.928)			J. Stenner	3 (.721)	
6)	D. Bollman	11 (.703)		32)	M. Mlotok	11 (N/A)			B. Opsahl	2 (.679)		78)	J. Reid	11 (.924)	
	B. Wolfe	10 (.757)			T. Kennedy	5 (N/A)		LOSERS (17th-24th)					H. Vickery	10 (.850)	
7)	J. Morrow	11 (.819)		33)	P. Brienza	11 (.847)		59)	E. Strickland	11 (.896)		LOSERS (7th-8th)			
	D. DiLiberto	10 (.765)			K. Davenport	9 (.823)			J. Morrow	1 (.677)		79)	B. Hall	11 (.868)	
8)	B. Hall	11 (.836)		34)	J. DiToro	11 (.921)		60)	P. Brienza	11 (.778)			S. Mizerak	8 (.826)	
	S. Jones	9 (.811)			B. Stephen	3 (.590)			M. Gulyassy	8 (.750)		80)	J. Reid	11 (.963)	
9)	W. Crane	11 (.784)		35)	G. Fix	11 (.859)		61)	S. Mizerak	11 (.840)			S. Jones	3 (.830)	
	C. Sidden	7 (.804)			B. Wolfe	5 (.738)			G. Fix	4 (.707)		WINNERS' BRACKET			
10)	T. Ellin	11 (.812)		36)	D. DiLiberto	11 (.910)		62)	W. Collins	11 (.885)		81)	T. Brown	11 (.862)	
	J. Reynolds	2 (.530)			W. Crane	6 (.792)			D. DiLiberto	6 (.780)			J. Rempe	10 (.837)	
11)	P. Brienza	11 (.817)		37)	S. Jones	11 (.890)		63)	S. Jones	11 (.837)		82)	M. LeBron	11 (.832)	
	M. Cone	10 (.756)			N. Cheek	1 (.630)			B. Opsahl	4 (.755)			G. Mathews	10 (.766)	
12)	K. Wellman	11 (.707)		38)	C. Sidden	11 (.769)		64)	K. Wellman	11 (.883)		LOSERS (5th-6th)			
	JM Flowers	10 (.712)			C. Absher	7 (.716)			D. Bollman	1 (.586)		83)	B. Hall	11 (.844)	
13)	E. Strickland	11 (.906)		39)	D. Bollman	11 (.857)		65)	J. Reid	11 (.787)			J. Rempe	9 (.816)	
	J. Williams	2 (.714)			J. Reynolds	2 (.559)			T. Ellin	8 (.790)		84)	J. Reid	11 (.889)	
WINNERS' BRACKET				40)	J. Reid	11 (.810)		66)	B. Incardona	11 (.904)			G. Mathews	6 (.817)	
14)	W. Collins	11 (.848)			M. Cone	10 (.820)			E. Baker	7 (.778)		LOSER (4th)			
	B. Dennis	8 (.782)		41)	D. Ferguson	11 (.774)		LOSERS (13th-16th)				85)	B. Hall	11 (.893)	
15)	J. Stenner	11 (.827)			JM Flowers	4 (.750)		67)	E. Strickland	11 (.893)			J. Reid	6 (.780)	
	E. Baker	3 (.583)		42)	E. Baker	11 (N/A)			P. Brienza	9 (.746)		WINNERS' BRACKET			
16)	S. Mizerak	11 (.832)			J. Williams	8 (N/A)		68)	S. Mizerak	11 (.875)		86)	M. LeBron	11 (.871)	
	D. Ferguson	5 (.625)		LOSERS (25th-32nd)					W. Collins	6 (.786)			T. Brown	6 (.800)	
17)	T. Brown	11 (.783)		43)	E. Strickland	11 (.897)		69)	S. Jones	11 (.841)		LOSER (3rd)			
	J. Reid	10 (.806)			R. Martin	5 (.855)			K. Wellman	8 (.779)		87)	B. Hall	11 (.960)	
18)	J. Rempe	11 (.939)		44)	P. Brienza	11 (.806)		70)	J. Reid	11 (.813)			T. Brown	4 (.769)	
	H. Dollar	4 (.882)			M. Mlotok	2 (.593)			B. Incardona	10 (.862)		FINALS			
19)	M. Gulyassy	11 (.814)		45)	G. Fix	11 (.891)		WINNERS' BRACKET				88)	B. Hall	15 (.888)	
	D. Bollman	10 (.813)			J. DiToro	7 (.817)		71)	T. Brown	11 (.808)			M. LeBron	5 (.813)	
20)	J. Morrow	11 (.914)		46)	D. DiLiberto	11 (.880)			J. Stenner	7 (.788)					
	C. Absher	1 (.613)			C. Abernathy	5 (.754)		72)	J. Rempe	11 (.875)					
21)	H. Vickery	11 (.856)		47)	S. Jones	11 (N/A)			H. Vickery	8 (.794)					
	N. Cheek	6 (.705)			C. Sidden	8 (N/A)									
22)	B. Hall	11 (.920)		48)	D. Bollman	11 (.911)									
	C. Abernathy	3 (.706)			H. Dollar	4 (.646)									
23)	B. Incardona	11 (.843)		49)	J. Reid	11 (.847)									
	W. Crane	4 (.746)			D. Ferguson	10 (.798)									
24)	T. Ellin	11 (.806)		50)	E. Baker	11 (.807)									
	G. Fix	10 (.756)			B. Dennis	10 (.793)									
25)	G. Mathews	11 (.833)		WINNERS' BRACKET											
	J. DiToro	10 (.750)		51)	J. Stenner	11 (.805)									
26)	M. LeBron	11 (.946)			W. Collins	10 (.810)									
	P. Brienza	7 (.802)		52)	T. Brown	11 (.864)									
					S. Mizerak	6 (.717)									



264 E. Blackwell Street
Dover, N.J. 07801



Billiard Supply Store

201-366-9829

ACCU-FACT

Harold Dollar's .882 was this event's highest single game losing average.

McMAGIC!



THE WINNING COMBINATION OF YOUR ABILITY & McDERMOTT QUALITY!

McMagic is a reflection of Jim McDermott's years of wizardry in the billiard industry.

His magical formula has produced a cue with unexcelled beauty, performance, durability and value.



OUR MAGICAL FORMULA CONSISTS OF:

- ★ 26 models to choose from, with a price range to fit any budget.
- ★ Wood to wood joint, for a solid hit and feel, like a one-piece cue.
- ★ Finest and most durable finish in the billiard industry.
- ★ Choice of wraps — nylon, Irish linen, cork, or calf skin leather.
- ★ Many options are available to meet your personal preferences.
- ★ Fibre ferrule — hits like ivory, but does not crack or chip.
- ★ Choose from 5 different stains at no extra charge.
- ★ You specify the weight and shaft diameter on each cue you order.

100% American Made

GET McMAGIC FROM A McDERMOTT DEALER NEAR YOU!



CUE MANUFACTURING, INC.

W186 N7137 MARCY ROAD
MENOMONEE FALLS, WI 53051-4998
PHONE 414/251-4090



Total Performance Average (TPA)

CAROLINAS' CUP Rankings

#	NAME	TPA	#	NAME	TPA	#	NAME	TPA
1.	Earl Strickland	.896	16.	Tom Brown	.822	31.	Bob Opsahl	.753
2.	Buddy Hall	.881	17.	John Morrow	.822	32.	Bob Wolfe	.750
3.	David Howard	.869	18.	Grady Mathews	.819	33.	Tom Kennedy	.745
4.	Mike LeBron	.866	19.	Greg Fix	.807	34.	Don Ferguson	.741
5.	Bill Incardona	.865	20.	Paul Brienza	.802	35.	Eric Baker	.735
6.	Jim Rempe	.863	21.	Dave Bollman	.800	36.	Chuck Abernathy	.733
7.	Jimmy Reid	.845	22.	Jack Stenner	.798	37.	JM Flowers	.728
8.	Sammy Jones	.841	23.	Buddy Dennis	.796	38.	John Williams	.714
9.	John DiToro	.840	24.	Mike Gulyassy	.793	39.	Chuck Abernathy	.689
10.	Danny DiLiberto	.838	25.	Mike Cone	.790	40.	Jack Romeo	.685
11.	Wayne Collins	.835	26.	Chuck Sidden	.785	41.	Nappy Cheek	.674
12.	Howard Vickery	.834	27.	Harold Dollar	.780	42.	Mel Mlotok	.656
13.	Steve Mizerak	.831	28.	Kenny Wellman	.780	43.	CJ Underwood	.635
14.	Ray Martin	.829	29.	Wade Crane	.776	44.	Bill Stephen	.634
15.	Kim Davenport	.827	30.	Tony Ellin	.774	45.	Jeff Reynolds	.544

Top Ten Plays

A TPA of .900 or more is regarded as exception play. Of the fifteen .900's shot at the Carolinas' Cup, the top ten scores follow:

- | | |
|-------------------------------------|------------------------------------|
| 1. (.963) Jimmy Reid vs. Jones | 6. (.928) David Howard vs. Opsahl |
| 2. (.960) Buddy Hall vs. Brown | 7. (.924) Jimmy Reid vs. Vickery |
| 3. (.946) Mike LeBron vs. Brienza | 8. (.921) John DiToro vs. Stephen |
| 4. (.942) Earl Strickland vs. Romeo | 9. (.920) Buddy Hall vs. Abernathy |
| 5. (.939) Jim Rempe vs. Dollar | 10. (.914) John Morrow vs. Absher |

.900 Club

The following players shot 66 of the 112 .900's shot this year.

1. Mike Sigel.....14
2. Buddy Hall.....13
3. Efren Reyes.....10
4. Earl Strickland.... 8
5. Mike LeBron..... 7
6. David Howard..... 5
7. Jim Rempe..... 5
8. Ray Martin..... 4

The Ultimate Trick Shot Tape

A UNIQUE VIDEO CASSETTE WITH OVER 230 SHOTS IN COLOR

- MOST ENTERTAINING POOL VIDEO OUT.
- ONE HOUR & TWENTY MINUTES LONG.
- KICKS, KISSES, CAROMS, CURVES, ORIGINAL, NOVELTY, BANKS, ONE POCKET, KISS POOL & PROPOSITION SHOTS.

SEND CHECK OR MONEY ORDER **\$49.95** INCLUDES POSTAGE AND HANDLING
☐ VHS ☐ BETA

44 Trick Shot Diagrams

LEARN THE SET-UPS AND PHYSICS OF POOL
 • BEST TRICK SHOT INSTRUCTION AVAILABLE.

LOOSE LEAF IN ENVELOPE **\$15.00** | IN HANDSOME 6 RING BINDER **\$20.00**

Improve Your Shotmaking

A DETAILED LIST OF 30 BASICS THAT CAN CAUSE YOU TO MISS A POOL SHOT

LOOSE LEAF TO FIT 6 RING BINDER **\$10.00** SEND CHECK OR M.O. POSTAGE PREPAID

ORDER ALL THREE **\$75.00** POSTAGE PREPAID

WITHOUT BINDER **\$70.00** INCLUDES POSTAGE

ORDER FROM
WILLIE JOPLING TAPE

P.O. Box 2215 • Lynchburg, VA. 24501

Mali

Billiard Cues

made in the U.S.A.

Two-piece billiard cues with the features and quality found only in other cues costing much, much more.

Write or call for brochures and information

The Henry W.T. Mali & Co. Inc.
 257 Park Ave. South
 New York, N.Y., 10010, U.S.A.

Phone: (212) 475-4960
 Toll Free: (800) 223-6468
 TWX: (710) 581-5522

Just Part Of The
JOBA TRADING
Line-Up Of Top Quality Products

Granito

GRANITO A - now officially recognized
by the UMB

GRANITO TOURNAMENT 2000 - used in many
of the major sanctioned pool tournaments

GRANITO POOL - new blend now available
83% wool - 17% nylon

SØREN SØGÅRD

Used in the 1986
World 3-Cushion Championship.

Watch for the
finest pool tables ever built.

The official table
at the 1987 Classic Cup VI



P.O. Box 48183 Niles, IL 60648
Phone: (312) 545-2474



Call or Write Today:

Name: _____

Address: _____

City _____ St: _____ Zip: _____

Phone: _____

Interested in:

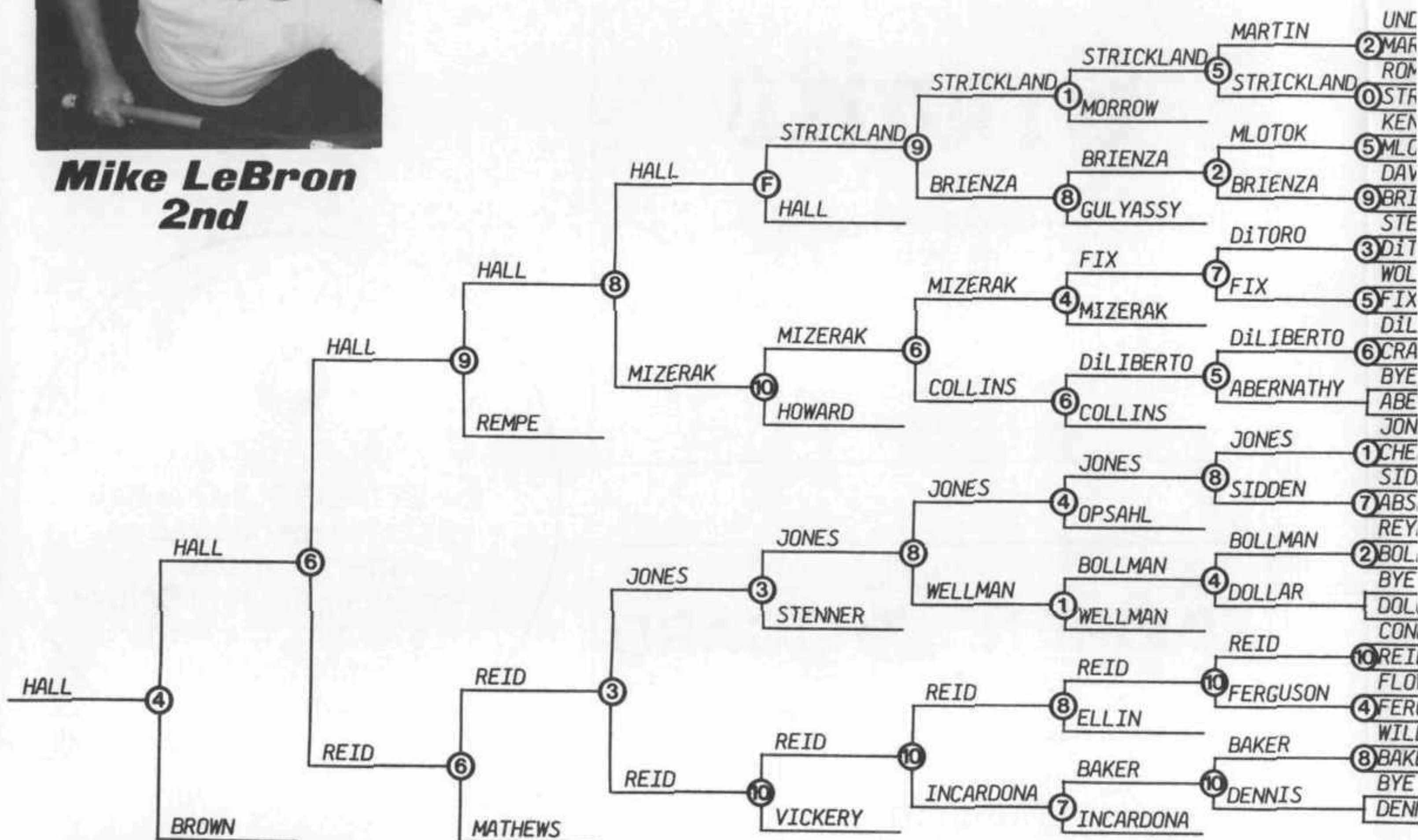
☐ Granito ☐ Soren Sogard

☐ Aramith ☐ Other Joba Products


Below are the double elimination flow charts for the men's and women's divisions of the Carolinas' Cup. The bold center line separates the winners' bracket from the losers' bracket. The names bordering the center line represent the results of the first round of



Mike LeBron
2nd



Mary Kenniston
2nd



Charts

Carolinas' Cup


play. The small numbers throughout the men's chart represent the loser's score for that session. For example, Dennis defeated Underwood 11-4, and then was defeated by Collina 11-8.

Men



**Buddy Hall
1st**

Women



**Loree Jon Jones
1st**

Performance Rankings

TOTAL PERFORMANCE

#	NAME	GAMES	BALLS		TPA
			MADE	ERRORS	
1.	Earl Strickland	93	466	54	.896
2.	Buddy Hall	159	764	103	.881
3.	David Howard	74	326	49	.869
4.	Mike LeBron	116	515	80	.866
5.	Bill Incardona	71	315	49	.865
6.	Jim Rempe	92	429	68	.863
7.	Jimmy Reid	187	743	136	.845
8.	Sammy Jones	94	417	79	.841
9.	John DiToro	53	194	37	.840
10.	Danny DiLiberto	71	300	58	.838

(Carolinas' Cup Average = .811)

BREAK PERFORMANCE

(MINIMUM BREAKS = 20)

#	NAME	GAMES	BREAK BALL MADE		BPA
			SHOTS	W/O SCR.	
1.	Tom Brown	109	54	37	.685
2.	Ray Martin	50	25	16	.640
3.	Mike LeBron	116	58	37	.638
4.	David Howard	74	41	26	.634
5.	Earl Strickland	93	63	38	.603
6.	Jim Rempe	92	52	31	.596
7.	Wade Crane	50	22	13	.591
8.	Greg Fix	70	35	20	.571
9.	Jack Stenner	84	44	25	.568
10.	Grady Mathews	94	48	27	.563

(Carolinas' Cup Average = .515)

MISSES

(PER 100 BALLS POCKETED)

#	NAME	BALLS MADE	SHOTS MISSED	AVG
1.	Earl Strickland	466	18	3.9
2.	Bill Incardona	315	17	5.4
3.	Jim Rempe	429	25	5.8
4.	Buddy Hall	764	46	6.0
5.	Mike LeBron	515	33	6.4
6.	Tom Brown	435	30	6.9
7.	Jimmy Reid	743	52	7.0
8.	Ray Martin	228	16	7.0
9.	Danny DiLiberto	300	22	7.3
10.	David Howard	326	25	7.7

(Carolinas' Cup Average = 10.0)

KICK PERFORMANCE

(MINIMUM KICKS = 15)

#	NAME	GAMES	KICKS	GOOD	KPA
1.	Mike LeBron	116	27	25	.926
2.	Jim Rempe	92	22	20	.909
3.	Earl Strickland	93	30	27	.900
4.	Chuck Sidden	36	19	17	.895
5.	Tom Brown	109	27	24	.889
6.	Eric Baker	53	18	16	.889
7.	Danny DiLiberto	71	17	15	.882
8.	Buddy Hall	159	45	39	.867
9.	Bob Opsahl	49	19	16	.842
10.	Bill Incardona	71	29	24	.828

(Carolinas' Cup Average = .787)

RUN OUT OPPORTUNITIES

#	NAME	OPPOR-TUNITIES	RUN OUTS	PCT.
1.	Earl Strickland	81	63	77.8
2.	David Howard	54	37	68.5
3.	Buddy Hall	146	98	67.1
4.	Jimmy Reid	155	100	64.5
5.	Jim Rempe	85	51	60.0
6.	Danny DiLiberto	64	38	59.4
7.	Sammy Jones	93	55	59.1
8.	Bill Incardona	61	36	59.0
9.	Howard Vickery	61	36	59.0
10.	Kim Davenport	29	17	58.6

(Carolinas' Cup Average = 56.3)

POSITION ERRORS

(PER 100 BALLS POCKETED)

#	NAME	BALLS MADE	POSITION ERRORS	AVG
1.	Earl Strickland	466	16	3.4
2.	David Howard	326	12	3.7
3.	Buddy Hall	764	31	4.1
4.	Wayne Collins	288	13	4.5
5.	Steve Mizerak	467	22	4.7
6.	John Morrow	259	13	5.0
7.	Buddy Dennis	238	12	5.0
8.	Bill Incardona	315	16	5.1
9.	Jimmy Reid	743	38	5.1
10.	John DiToro	194	10	5.2

(Carolinas' Cup Average = 6.8)

CAROLINAS' CUP Averages

Ball made on the break: 57%

Nine ball made on the break: 2.1%

Scratch on the break: 10%

Run out from the break: 17%

Run out after making a ball on the break: 33%

Run out with ball in hand: 67%

A Huebler custom cue


**will be made exactly to your specs,
will be shipped within 60 days,
will improve your game,
will hit balls perfectly,
and will probably save you money.**

That's all.

**Call or write Huebler Industries,
P.O. Box 514, Linn, Missouri 65051
(314) 897-3692**

PBA Tour Point Rankings

#	NAME	PRIZE MONEY	TOUR POINTS	#	NAME	PRIZE MONEY	TOUR POINTS
1.	MICHAEL SIGEL	\$87,042	600	33.	ROBERT HUNTER	\$2,402	30
2.	EARL STRICKLAND	41,155	519	34.	DAVID FAVOR	1,391	30
3.	BUDDY HALL	37,220	484	35.	GARY NOLAN	2,225	28
4.	DAVID HOWARD	28,425	368	36.	MARK MARYO	1,150	19
5.	NICK VARNER	27,970	351	37.	MIKE GULYASSY	850	19
6.	KIM DAVENPORT	23,189	302	38.	DAN LOUIE	1,438	18
7.	EFREN REYES	15,762	238	39.	BILL INCARDONA	1,126	18
8.	WADE CRANE	11,576	205	40.	LENNY LODER	800	18
9.	ALLEN HOPKINS	16,250	194	41.	BOB VANOVER	1,400	17
10.	GRADY MATHEWS	10,867	194	42.	PAT FLEMING	850	16
11.	MIKE LEBRON	13,764	192	43.	BUDDY DENNIS	700	15
12.	DANNY MEDINA	12,636	173	44.	JR. HARRIS	1,050	14
13.	JIM REMPE	15,209	152	45.	BILLY BURGE	900	12
14.	DAVE BOLLMAN	8,043	126	46.	RON CASANZIO	550	12
15.	JOSE PARICA	8,199	120	47.	GOTHERN NEWPORT	550	12
16.	JIMMY REID	7,096	120	48.	MICHAEL CONE	450	12
17.	HOWARD VICKERY	7,496	111	49.	ERIC WILLIAMS	500	10
18.	STEVE MIZERAK	7,046	106	50.	THOMAS KENNEDY	375	10
19.	MARK JARVIS	6,506	101	51.	LOUIE ROBERTS	350	10
20.	ROBERT WILLIAMS	6,252	84	52.	BILL KELLEHER	250	9
21.	DALLAS WEST	4,973	75	53.	SCOTT KITTO	1,268	8
22.	DANNY DILIBERTO	4,978	73	54.	DICK LANE	902	8
23.	PAUL BRIENZA	4,050	68	55.	WARREN COSTANZO	800	8
24.	SAMMY JONES	4,475	62	56.	HARRY APORFF	700	8
25.	RAY MARTIN	4,214	52	57.	DONALD POLO	500	8
26.	MIKE ZUGLAN	2,991	48	58.	GEORGE MICHAELS	425	8
27.	CHRIS MACDONALD	2,239	42	59.	STEVE COOK	375	7
28.	JIMMY MATAYA	2,105	41	60.	GENE COOPER	325	7
29.	KEITH MCCREADY	3,950	40	61.	WAYNE COLLINS	350	6
30.	LARRY HUBBART	2,586	39	62.	KENNY WELLMAN	350	6
31.	TOM BROWN	3,418	38	63.	WILLIE MUNSON	250	6
32.	JEFFREY CARTER	3,281	38	64.	BOB OPSAHL	200	6
				65.	CHUCK ABERNATHY		6



BALL CLEANER / POLISHER

Patent Pending

Absolutely the most efficient and reliable product on the market. The unit is powered with a Dayton one-quarter H. P. motor controlled by a Dayton timer switch, both of which have 1 year warranty. The powered unit operates by rotating the balls in individual lined holes and spraying lightly with a cleaning solution. Then close the lid and watch the amazing and satisfying results. One set of replacement felt pads is provided with instructions.

Developed by Leonard Bludworth of the Pro Shop. Manufactured and marketed by Bob Opsahl under RAKM UP Productions Inc., the promoter of the annual RAKM UP CLASSIC in Columbia, S.C.

Only \$395.00 plus shipping by UPS. Sales tax where applicable.

RAKM UP PRODUCTIONS, INC.
6334 St. Andrews Road, Suite 101
Columbia, S.C. 29212
(803) 772-5336

ACCU-STATS
204 Eagle Rock Avenue
Roseland, New Jersey 07068
(201)226-5429

Vol. 3, No. 4 - The Carolinas' Cup
Charlotte, North Carolina

Publisher-Editor	Patrick Fleming
Circulation Manager	Fran McKee
Field Coordinator	Dennis McGimpsey
Consultant	Walter Kania

Carolinas' Cup Tournament Staff:

Sponsor	George & Irene Dowdy
Host Site	Mother's Billiard Parlor & Grille
Promoter	George & Irene Dowdy
Tournament Director	Pat Fleming
Asst. Director	Scott Smith
Video Production	Dennis McGimpsey

Copyright ©1987, by Accu-Stats. All rights reserved. Except as permitted under the United States Copyright Act of 1976, no part of this publication may be reproduced in any form or by any means, without the written permission of the publisher.

What's Next?

The 12th Annual U.S. Open will get the feature coverage in our next issue of Accu-Stats. The popular tournament, scheduled for November 2-7, 1987, will take place at Barry Behrman's Q-Master Billiards in Norfolk, Virginia. It will feature both men's and women's divisions and as usual will attract the best players in the world.

Every match will be videotaped by Accu-Stats and will be available in VHS format for just \$21.00 each. If interested, call or write to Accu-Stats for the free complete listing of the "Scores & Averages" of the U.S. Open.

Notable Matches

(continued from page 3)

Don Ferguson (.798) had a handsome lead of 9-4 but missed an easy nine ball to go on the hill. Don't do that against **Jimmy Reid** (.847) because it will cost you. It did. Reid won 11-9.

David Howard (.928) shot 1.000 for the first six racks against **Bob Opsahl** (.679) and won 11-2.

After excepting a 1-4 disadvantage against **Danny DiLiberto** (.780), **Wayne Collins** (.885) proceeded to shoot 1.000 for the next eight racks and eventually won the session 11-6.

An unusual case of ball in hand took place after **Paul Brienza** (.746) took his second intentional foul in a row giving cue ball in hand to **Earl Strickland** (.893). Strickland positioned the cue ball next to an object ball, so close that the cue ball froze the object ball. Brienza won the foul decision but lost the match 9-11.

High run honors went to **Mike LeBron** (.904) when he ran five racks, forty-three ball in a row without leaving the table. On the receiving end was **David Howard** (.848). Final score: LeBron 11, Howard 8.

David Howard (.858) made the nine ball on the break to put him at ten. But soon after, **Steve Mizerak** (.828) made the nine ball on the break to put him at eleven.

Jimmy Reid (.963) shot the highest TPA of the tournament making just three errors against **Sammy Jones** (.830). He won the match 11-3.

Being behind 7-10 looked pretty dismal for **Tom Brown** (.862) as he trailed **Jim Rempe** (.837) who was in position to run the final rack. But lo and behold, as it turned out Brown sank the nine ball four more times and edged Rempe 11-10.

Subscription Form

YES!!

Enter my name as an Accu-Stats subscriber

SUBSCRIPTION RATE: One Year For Only \$15.00

Card # _____ Exp. Date _____
Signature _____
Name _____
Address _____
City _____ State _____ Zip _____

Check - m/o ☐

Master Card ☐

Visa ☐

Accu-Stats 204 Eagle Rock Avenue • Roseland, New Jersey 07068

(201)226-5429

Rempe and Jones Beat All Comers

BINGHAMTON, NY (8/30-9/3/87) - Jim Rempe and Loree Jon Jones shared the winner's circle recently at the popular B.C. Open. The runner-up positions were occupied by Kim Davenport and Ewa Mataya. Kim Davenport made a strong drive for the title winning a total of nine matches, seven of which were in a row in the losers' bracket. Jean Balukas who played in the men's division did remarkably well finishing 9th which included a decisive victory over former B.C. Open champion Keith McCready 11-4.

The event was staged at the beautiful Holiday Inn and also featured a Pro-Am division which was won by Kim Davenport and Johnny Hart each sharing \$5,000. The event was sponsored by Brunswick Billiards in conjunction with Broome County Community

Charities, Inc., American Productions, and The Southern Tier Lupus foundation. Promoter Gary Pinkowski added \$10,000 to the men's division, \$5,000 to the women's division, and \$10,000 to the Pro-Am division.

MEN		
	NAME	PRIZE
1st	Jim Rempe	\$10,000
2nd	Kim Davenport	5,000
3rd	Wade Crane	3,000
4th	Dave Bollman	2,000
5th-6th	Pete Fusco	1,050
	Steve Mizerak	1,050
7th-8th	Mike Sigel	800
	Mike Zuglan	800
9th-12th	Jean Balukas	550
	Ron Casanzio	550
	Ray Martin	550
	Bo Newport	550

	NAME	PRIZE
13th-16th	Greg Fix	425
	Mark Jarvis	425
	Sammy Jones	425
	George Michaels	425
17th-24th	Lou Butera	250
	Jose Garcia	250
	Mark Maryo	250
	Grady Mathews	250
	Keith McCready	250
	Danny Medina	250
	Frank Piasecki	250
	John Tillberg	250

WOMEN		
	NAME	PRIZE
1st	Loree Jon Jones	\$5,000
2nd	Ewa Mataya	2,500
3rd	Bonnie Hoffman	1,000
4th	JoAnn Mason	500

Accu-Video?

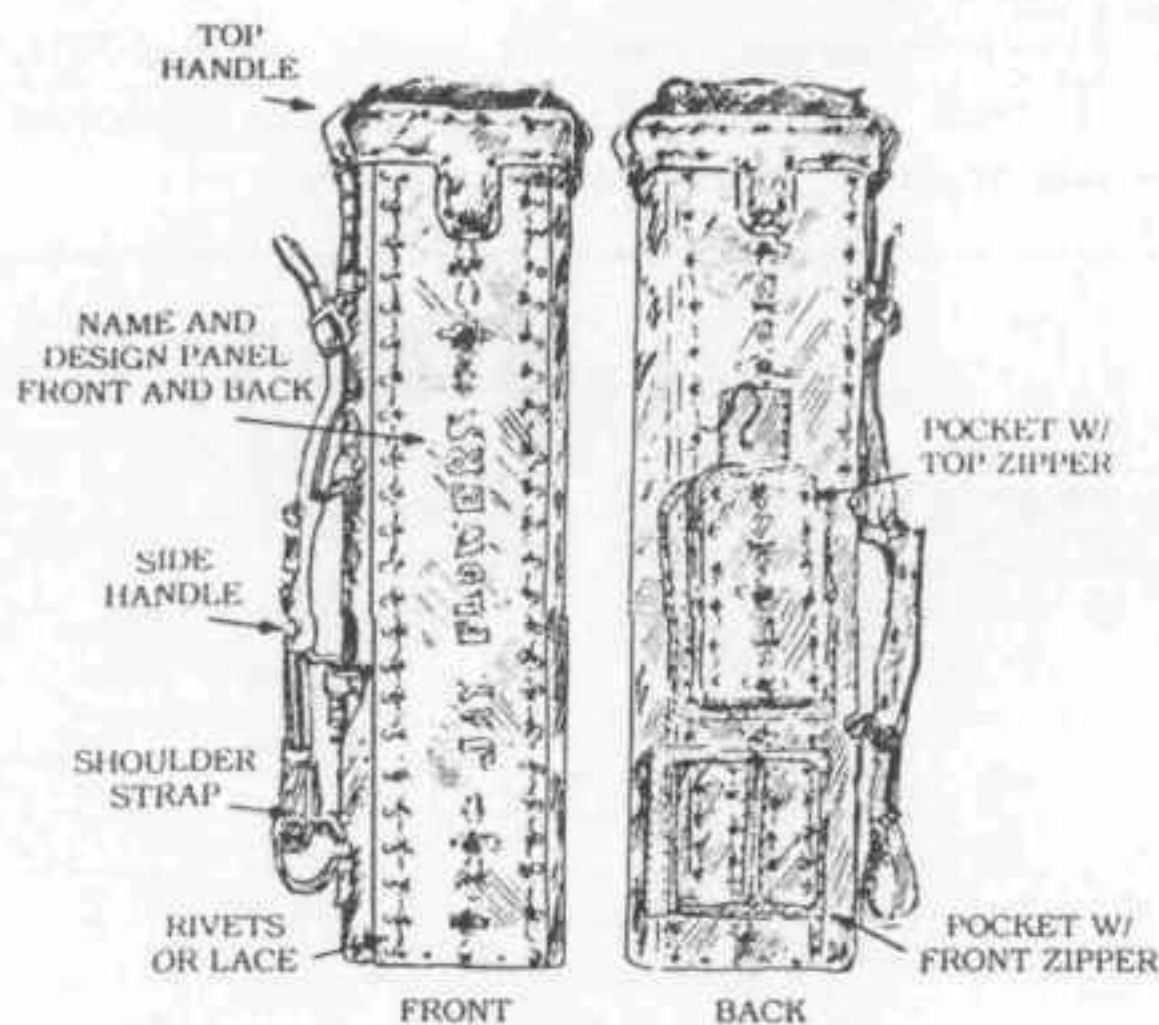
Accu-Stats has recently expanded its products and services to include videotapes (VHS format). Starting with the U.S. Open, Accu-Stats will videotape every match of the tournament and offer them for sale at just \$21.00 per match.

Each videotape will include an entire unedited match without commentary. The view will be from the ceiling on a slight angle from the side pocket. The stationary camera will display the entire pool table. Of course, there will be sound and the players will be in clear view when at the table. Free lists of "Scores & Averages" (like on page 4) will be available upon request. For more information, call or write to Accu-Stats.

Presenting the J-EF-Q Case. A case of distinctive design to accommodate your needs and protect your cue stick.

Constructed of 100% leather and brass hardware outside, and lined rigid tubing inside to protect the finish of your stick. Plus a l-o-n-g shoulder strap that folds neatly when not in use.

With normal use and a little T-L-C your case will last a long time and serve you well.



2014 PHYLLIS PLACE • TAMPA, FL 33619
(813) 623-6004



SHOWCASE BILLIARDS

CUSTOM CUE REPAIR SERVICE
(Repair any cue)

(303) 457-2501

"Over 15 years experience" **MADE TO YOUR SPECS**
ALL WORK GUARANTEED

Clay Etheridge
Robert Fekete

Custom Made
2 pc. Hustler Cue:
\$100.00
1028 W. 104th Ave.
Northglenn, Colo. 80234

1987 Major Tournament Results

MINIMUM WINNINGS = \$1,500.00 (THRU 10/27/87)

This chart reflects the results of tournaments which Accu-Stats classifies as "major." Each event on this chart added at least

\$4,500 to the prize fund and distributed at least \$15,000 in prize money. Each event was also open to at least thirty-two players.

Name	Events	In Money	YTD\$ Winnings	Sessions Won Lost	COL	SC	ST CHAR	DAV	IA	TOLEDO	RENO	L.A.	DENVER	B.C.	CAR CUP
Sigel, Mike	7	7	34655.00	52 - 11	1	1	2	17-24	5-6	1	.	7-8	.	.	.
Hall, Buddy	7	7	27397.00	40 - 10	4	7-8	17-24	1	.	2	1	.	1	.	1
Strickland, Earl	7	7	18981.00	31 - 10	2	4	5-6	.	1	17-32	7-8	.	.	.	9-12
Davenport, Kim	9	7	17289.00	32 - 16	13-16	9-12	3	17-24	2	33-64	4	2	33-45	.	.
Reyes, Efren	6	6	13914.00	34 - 13	5-6	3	9-12	2	9-12	3-4
Rempe, Jim	4	4	13652.00	18 - 6	17-24	.	4	1	5-6	.	.
Varner, Nick	5	4	12950.00	20 - 10	.	17-24	1	13-16	49-64	5-8
LeBron, Mike	8	6	10402.00	32 - 16	17-24	25-32	13-16	13-16	9-12	3-4	.	33-48	2	.	.
Howard, David	8	8	9567.00	30 - 15	7-8	13-16	13-16	5-6	13-16	9-16	2	.	9-12	.	.
Medina, Danny	8	7	7577.00	28 - 15	17-24	5-6	7-8	49-64	13-16	9-16	3	17-24	.	.	.
Jarvis, Mark	5	3	5925.00	14 - 10	.	2	33-48	5-6	.	33-64	.	13-16	.	.	.
Williams, Bob	5	4	5752.00	18 - 10	17-24	.	17-24	25-32	3	9-16
Mizerak, Steve	6	5	5289.00	22 - 12	5-6	.	33-48	17-24	.	5-8	.	5-6	7-8	.	.
Bollman, Dave	9	6	4950.00	26 - 16	33-48	25-32	13-16	7-8	17-24	33-64	9-12	4	17-24	.	.
Crane, Wade	7	3	4776.00	17 - 15	9-12	.	25-32	49-64	49-64	9-16	.	3	33-45	.	.
DiLiberto, Danny	6	4	4378.00	18 - 12	3	17-24	.	.	33-48	9-16	.	33-48	17-24	.	.
Mathews, Grady	8	6	4350.00	15 - 14	25-32	13-16	33-48	9-12	.	17-32	7-8	17-24	5-6	.	.
Martin, Ray	5	4	4214.00	21 - 10	13-16	.	9-12	.	5-6	.	.	9-12	25-32	.	.
West, Dallas	3	3	4200.00	16 - 6	.	13-16	5-6	4
McCoy, Don	4	3	3950.00	8 - 7	.	.	49-64	3	.	17-32	9-12
Jones, Sammy	5	5	3875.00	19 - 12	.	9-12	.	13-16	.	9-16	.	13-16	7-8	.	.
Fix, Greg	7	6	3825.00	23 - 15	.	33-48	17-24	17-24	13-16	5-8	.	13-16	17-24	.	.
Hopkins, Allen	5	3	3750.00	15 - 9	33-48	.	.	.	7-8	5-8	13-16	25-32	.	.	.
McCready, Keith	3	2	3450.00	8 - 6	4	33-64	.	17-24	.	.	.
Vickery, Howard	7	4	3250.00	14 - 16	49-61	17-24	33-48	25-32	9-12	9-16	.	.	9-12	.	.
Brown, Tom	3	2	3000.00	6 - 6	65-81	17-32	.	.	3	.	.
Reid, Jimmy	4	3	2952.00	15 - 8	17-24	.	33-48	9-12	4	.	.
Parica, Jose	4	4	2676.00	9 - 6	9-12	17-24	.	.	.	17-32	5-6
Brienza, Paul	6	3	2550.00	13 - 13	.	7-8	33-48	49-64	65-81	9-16	.	.	13-16	.	.
Nolan, Gary	4	3	2225.00	11 - 8	.	.	9-12	7-8	25-32	33-64
Hunter, Bob	4	3	2152.00	10 - 8	17-24	5-6	.	.	25-32	33-64
Lemke, Louie	1	1	1750.00	5 - 2	7-8
Balukas, Jean	5	3	1550.00	9 - 11	33-48	17-24	.	25-32	.	17-32	.	9-12	.	.	.

ACCU-STATS
 204 EAGLE ROCK AVENUE
 ROSELAND, NJ 07068

Address Correction Requested

Bulk Rate
 U.S. Postage
PAID
 Roseland, NJ
 Permit #42

Upcoming PBA Events

Date (1987)	Event's Title	City, State	Entry	Added	Phone
Oct. 28-31	Eastern States 9-Ball	New Bedford, MA	\$175.00	\$5,250	617-992-8443
Nov. 2-7	U.S. Open (Open)	Norfolk, VA	\$300.00	\$10,000	804-853-8900
Nov. 5-7	U.S. Open (Women)	Norfolk, VA	\$200.00	\$3,000	804-853-8900
Nov. 9-14	N.C. Fall 9-Ball (Open)	Charlotte, NC	\$250.00	\$8,500	303-632-3883
Nov. 11-14	N.C. Fall Classic (Women)	Charlotte, NC	\$195.00	\$2,500	303-632-3883
Nov. 17-21	Lexington All-Star Open	Lexington, KY	\$200.00	\$6,000	216-376-0202
Dec. 9-13	Sands Regent Open	Reno, NV	\$300.00	\$20,000	800-648-3553
Jan. 12-16(88)	Rak'm Up Classic	Columbia, SC	\$3-500	\$20,000	803-772-5336
Jan. 27-31(88)	Joey Spaeth Memorial Open	Cincinnati, OH	N/A	\$10,000	216-376-0202
Mar. 2-6 (88)	Columbus Open	Columbus, OH	N/A	\$10,000	216-376-0202
Feb. 24-28(88)	Glass City Open (Open)	Toledo, OH	\$300.00	\$10,000	216-376-0202
Feb. 24-28(88)	Glass City Open (Women)	Toledo, OH	N/A	N/A	216-376-0202
Mar. 22-26(88)	Bowling Green Open	Bowling Green, KY	\$200.00	\$6,000	216-376-0202

YEAR TO DATE Sessions Won-Lost

MINIMUM SESSIONS = 9 (THRU 10/27/87)

#	NAME	WON	LOST	PCT	#	NAME	WON	LOST	PCT
1.	Sigel, Mike	52	- 11	.825	21.	DiLiberto, Danny	18	- 12	.600
2.	Hall, Buddy	40	- 10	.800	22.	Parica, Jose	9	- 6	.600
3.	Strickland, Earl	31	- 10	.756	23.	Hashimoto, Brian	6	- 4	.600
4.	Rempe, Jim	18	- 6	.750	24.	Jarvis, Mark	14	- 10	.583
5.	West, Dallas	16	- 6	.727	25.	Hauser, Craig	7	- 5	.583
6.	Reyes, Efren	34	- 13	.723	26.	Nolan, Gary	11	- 8	.579
7.	Martin, Ray	21	- 10	.677	27.	McCready, Keith	8	- 6	.571
8.	Davenport, Kim	32	- 16	.667	28.	Michaels, George	8	- 6	.571
9.	LeBron, Mike	32	- 16	.667	29.	Hunter, Bob	10	- 8	.556
10.	Howard, David	30	- 15	.667	30.	Carter, Jeff	5	- 4	.556
11.	Varner, Nick	20	- 10	.667	31.	Matlock, David	5	- 4	.556
12.	Reid, Jimmy	15	- 8	.652	32.	Megiveron, Dick	5	- 4	.556
13.	Medina, Danny	28	- 15	.651	33.	Dobosenski, Ron	7	- 6	.538
14.	Mizerak, Steve	22	- 12	.647	34.	McCoy, Don	8	- 7	.533
15.	Williams, Bob	18	- 10	.643	35.	Crane, Wade	17	- 15	.531
16.	Vanover, Bob	7	- 4	.636	36.	Mathews, Grady	15	- 14	.517
17.	Hopkins, Allen	15	- 9	.625	37.	Brienza, Paul	13	- 13	.500
18.	Bollman, Dave	26	- 16	.619	38.	Brown, Tom	6	- 6	.500
19.	Jones, Sammy	19	- 12	.613	39.	Dominguez, Ernesto	6	- 6	.500
20.	Fix, Greg	23	- 15	.605	40.	Munson, Willie	6	- 6	.500
					41.	Louie, Dan	5	- 5	.500