

ACCUS STARTS

A STATISTICAL ANALYSIS OF 9-BALL POCKET BILLIARDS

(201)226-5429

Vol. 3, No. 2

Nick Varner Reclaims Masters' Title



Photo by BILLIE BILLING

DAVENPORT - Nick Varner reclaimed the title he won in 1983, The McDermott Masters, but this time with a sweeter prize. . . \$10,000. He survived the seventy player double elimination field undefeated. In races to eleven, he dispatched Schwartz (8), Hynes (4), Reid (7), Reyes (10), Martin (9), Strickland (8), Davenport (8), and Sigel (9). Jean Balukas won the women's title, extending her tournament winning streak to twelve.

THE 4th McDERMOTT MASTERS

DAVENPORT, IOWA

May 5~9, 1987

FINAL STANDINGS

#	NAME	AVG.	PRIZE	#	NAME	AVG.
1st	Nick Varner	(.859)	\$10,000.00	33rd-48th		
2nd	Mike Sigel	(.902)	5,000.00	Mark Wilson	(.877)	
3rd	Kim Davenport	(.864)	3,000.00	Grady Mathews	(.863)	
4th	Jim Rempe	(.873)	2,000.00	Mark Jarvis	(.858)	
5th-6th				Steve Mizerak	(.850)	
Dallas West	(.901)	1,500.00		Howard Vickery	(.833)	
Earl Strickland	(.882)	1,500.00		Bill Incardona	(.829)	
7th-8th				Paul Brienza	(.827)	
Danny Medina	(.860)	1,025.00		Willie Munson	(.817)	
Ernesto Dominguez	(.843)	1,025.00		Dick Spitzer	(.813)	
9th-12th				Jim Mataya	(.807)	
Efren Reyes	(.887)	875.00		Ron Martin	(.801)	
Jeff Carter	(.885)	875.00		Jimmy Reid	(.795)	
Ray Martin	(.842)	875.00		Garry Drennan	(.787)	
Gary Nolan	(.825)	875.00		Jack Hines	(.778)	
13th-16th				Gary Lutman	(.758)	
David Howard	(.880)	600.00		Jim Buss	(.593)	
Mike LeBron	(.854)	600.00		49th-64th		
Dave Bollman	(.849)	600.00		Chris MacDonald	(.830)	
Ron Dobosenski	(.830)	600.00		Don McCoy	(.818)	
17th-24th				George Michaels	(.793)	
Buddy Hall	(.867)	350.00		Mark Maryo	(.776)	
Scott Kitto	(.865)	350.00		Joe Trevino	(.758)	
Greg Fix	(.854)	350.00		Ed Borrego	(.742)	
Bob Williams	(.839)	350.00		Mark Showalter	(.742)	
Dave Matlock	(.814)	350.00		Matt Mattille	(.741)	
Louie Roberts	(.810)	350.00		JM Flowers	(.723)	
Paul Baker	(.807)	350.00		Jr. Harris	(.702)	
Jim Wetch	(.799)	350.00		John Ritonya	(.697)	
25th-32nd				Willie Elder	(.652)	
Jimmy Hodges	(.868)			Joe Villalpando	(.635)	
Wade Crane	(.851)			Armond Scharper	(.632)	
T. Okumuro	(.846)			Tom Weidel	(.619)	
Ken Cross	(.833)			Jim Spencer	(.410)	
David Nottingham	(.790)			65th-70th		
Sal Butera	(.784)			Don Wesley	(.775)	
Rich Ross	(.773)			Chuck Absher	(.724)	
Larry Schwartz	(.740)			Bob Opsahl	(.688)	
				Joe Northup	(.667)	
				Tom Karabotsos	(.655)	
				Max Datwyler	(.655)	

ACCU-FACT

During one session, Bobby Williams pocketed a total of thirty balls on the break!

Varner Dethrones Sigel

DAVENPORT, IA (5/5-9/87) - Nick Varner and Jean Balukas reclaimed their titles of 1983, **The McDermott Masters Championship**. Nick Varner posted an 8-0 record thus preventing Mike Sigel from winning his fourth major title in a row. The race to eleven, double elimination event drew a hundred men and women players from across the nation building purses of \$33,000 and \$8,000 respectively. Varner won \$10,000 while Balukas cashed in \$2,000. In addition to the finals, there were many exciting matches, particularly Varner over Reyes 11-10, Mike Sigel's .988 TPA, and Dallas West's and Jimmy Hodges' .950 pluses.

Miller Time Billiards of Iowa hosted the PBA sanctioned event and stayed open 24 hours a day. Jim McDermott of McDermott Cue Mfg. and Steve Thoms of TPC Cash & Carry were the major sponsors adding

\$20,000 to the prize fund. Pat Fleming directed the event with Scott Smith.

The tournament arena housed six Gold Crown pool tables with bleacher seating on three sides. Of course, Accu-Stats was there with several cameras installed in the ceiling grids for reviewing matches. Accu-Stats was in the capable hands of Dennis McGimpsey of Moline.

Scott Kitto appears to be recovering quite well from a triple bypass heart operation. In fact, he defeated Wade Crane and Jimmy Reid in style, and averaged an .865 TPA for the tournament. In fact, he shot so well, there may be a run on triple bypass heart operations by pool players who don't need them. We sincerely wish him well.

Past winners of this event were Gary Nolan, Earl Strickland, Lori Shampo and Margaret Schmittau. See you next year.

Notable Matches

One of the earlier matches proved to be the match that exhibited the best play of the entire tournament. **Mike Sigel** (.988) shot a near perfect match defeating **Chuck Absher** (.474) 11-4. Sigel's only error during the match was a scratch on the break. At this time, .988 is the highest recorded Accu-Stats average for a race to eleven. Despite a high TPA, Sigel only made a ball on the break three times.

Takeshi Okumuro (.888), the finest player in Japan, played his debut match against veteran **Howard Vickery** (.759). Okumuro broke and ran out five of his eleven breaks to win 11-5. It was soon apparent that Okumuro can play!

Matt Mattille (.643) opened up his session indicating possibly that he knew something that no one else knew. He pocketed the nine ball on the break on his first two breaks. But from that point on, **Jimmy Hodges** (.957) dominated the session and never missed a ball. Final score: Hodges 11, Mattille 3. Incidentally, Hodges' .957 was not his high TPA of the tourney.

After trailing the entire match, **Ken Cross** (.778) finally closed the gap, although still trailing 6-7. His fatal mistake was a bad safety. **Jim Wetch** (.882) ran the next thirty-five balls to run out the set and win 11-6.

Paul Brienza (.841) opened up with a 3-0 lead but after failing to pocket a ball on the next break, he never had a chance. **Jimmy Hodges** (.973) ran out each of the eleven opportunities he had and won 11-3. Ironically, despite a .973 and a .957, Hodges finished out-of-the-money.

Buddy Hall (.974) broke and ran out five times and missed only one ball while defeating **Willie Munson** (.818), 11-4.

From the onset, **Grady Mathews** (.872) played catch-up with **Ron Dobosenski** (.872). Finally, Dobosenski missed a 9-ball bank shot allowing Mathews to pull ahead 8-7. Unfortunately, Mathews then scratched on the break. From that point on, he was only afforded the benefit of racking as Dobosenski ran out the set to win 11-8.

In a most heartbreaking match, **Mark Wilson** (.947) played a superb session of 9-ball. While on the hill at 10-6 against formidable **Takeshi Okumuro** (.893), Wilson was only afforded kicks and safeties. Okumuro was fortunate in that he kicked two balls in with reward and missed two shots without penalty. Final score: Okumuro 11, Wilson 10.

Bob Williams (.867) set an Accu-Stats record for pocketing the most balls on the break in one session. With his opponent **Dick Spitzer** (.862)

(continued on page 13)

Scores & Averages

Name Score Avg.

OPENING ROUND

1) D. Medina	11 (.872)
J. Hodges	9 (.787)
2) N. Varner	11 (.839)
L. Schwartz	8 (.720)
3) E. Strickland	11 (.880)
S. Mizerak	4 (.759)
4) J. Carter	11 (.903)
W. Munson	8 (.827)
5) J. Mataya	11 (.786)
R. Dobosenski	10 (.822)
6) C. MacDonald	11 (.894)
W. Elder	2 (.565)
7) S. Butera	11 (.808)
D. Nottingham	7 (.750)

WINNERS' BRACKET

8) K. Cross	11 (.861)
D. Medina	10 (.844)
9) J. Wetch	11 (.771)
J. Spencer	1 (.372)

10) Ray Martin	11 (.811)
G. Lutman	5 (.721)

11) B. Hall	11 (.847)
J. Flowers	8 (.747)

12) N. Varner	11 (.844)
J. Hines	4 (.750)

13) J. Reid	11 (.780)
J. Ritonya	2 (.607)

14) W. Crane	11 (.878)
M. Maryo	5 (.816)

15) E. Reyes	11 (.912)
M. Datwyler	1 (.659)

16) E. Strickland	11 (.845)
M. Jarvis	5 (.770)

17) G. Fix	11 (.874)
J. Villalpando	3 (.673)

18) L. Roberts	11 (.805)
D. Spitzer	9 (.815)

19) J. Carter	11 (.872)
M. Wilson	2 (.657)

20) D. Bollman	11 (.888)
J. Harris	4 (.680)

21) P. Brienza	11 (.851)
J. Trevino	9 (.798)

22) P. Baker	11 (.815)
T. Karabotsos	4 (.610)

23) J. Mataya	11 (.878)
B. Incardona	8 (.838)

24) K. Davenport	11 (.846)
M. Showalter	6 (.821)

25) D. Matlock	11 (.899)
T. Weidel	3 (.618)

26) R. Ross	11 (.779)
B. Opsahl	9 (.638)

27) J. Rempe	11 (.862)
C. MacDonald	7 (.810)

28) M. LeBron	11 (.830)
S. Kitto	8 (.835)

Name Score Avg.

29) G. Drennan	11 (.804)
E. Borrego	8 (.695)

30) M. Sigel	11 (.988)
C. Absher	0 (.474)

31) S. Butera	11 (.731)
Ron Martin	9 (.777)

32) D. Howard	11 (.864)
A. Scharper	1 (.556)

33) D. West	11 (.960)
D. McCoy	5 (.870)

34) B. Williams	11 (.787)
D. Wesley	7 (.761)

35) E. Dominguez	11 (.848)
G. Michaels	10 (.832)

36) T. Okumuro	11 (.888)
H. Vickery	5 (.759)

37) G. Nolan	11 (.907)
M. Mattille	5 (.789)

38) G. Mathews	11 (.911)
J. Northup	3 (.659)

LOSERS (65th-70th)

39) J. Hodges	11 (.818)
J. Northup	3 (.673)

40) L. Schwartz	11 (.765)
D. Wesley	10 (.785)

41) S. Mizerak	11 (.825)
C. Absher	9 (.769)

42) W. Munson	11 (.783)
B. Opsahl	9 (.740)

43) R. Dobosenski	11 (.892)
T. Karabotsos	2 (.714)

44) D. Nottingham	11 (.837)
M. Datwyler	5 (.652)

LOSERS (49th-64th)

45) J. Hodges	11 (.957)
M. Mattille	3 (.643)

46) H. Vickery	11 (.849)
G. Michaels	5 (.731)

47) L. Schwartz	11 (.770)
D. McCoy	4 (.791)

48) Ron Martin	11 (.862)
A. Scharper	7 (.678)

49) S. Mizerak	11 (.925)
E. Borrego	7 (.809)

50) S. Kitto	11 (.841)
C. MacDonald	3 (.767)

51) W. Munson	11 (.849)
T. Weidel	3 (.620)

52) B. Incardona	11 (.875)
M. Showalter	2 (.672)

53) R. Dobosenski	11 (.759)
J. Trevino	9 (.711)

54) M. Wilson	11 (.890)
J. Harris	2 (.735)

55) D. Spitzer	11 (.756)
W. Elder	3 (.681)

56) M. Jarvis	11 (.911)
J. Villalpando	3 (.591)

Name Score Avg.

57) D. Nottingham	11 (.814)
M. Maryo	10 (.732)

58) J. Hines	11 (.768)
J. Ratonya	9 (.762)

59) G. Lutman	11 (.771)
J. Flowers	8 (.700)

60) D. Medina	11 (.820)
J. Spencer	2 (.457)

WINNERS' BRACKET

61) J. Wetch	11 (.882)
K. Cross	6 (.778)

62) Ray Martin	11 (.863)
B. Hall	10 (.863)

63) N. Varner	11 (.841)
J. Reid	7 (.789)

64) E. Reyes	11 (.917)
W. Crane	6 (.779)

65) E. Strickland	11 (.900)
G. Fix	7 (.848)

66) L. Roberts	11 (.876)
J. Buss	0 (.424)

67) J. Carter	11 (.844)
D. Bollman	5 (.695)

68) P. Baker	11 (.860)
P. Brienza	8 (.789)

69) K. Davenport	11 (.896)
J. Mataya	3 (.755)

Name Score Avg.

70) D. Matlock	11 (.853)
R. Ross	6 (.596)

71) J. Rempe	11 (.871)
M. LeBron	10 (.824)

72) M. Sigel	11 (.925)
G. Drennan	4 (.766)

73) D. Howard	11 (.878)
S. Butera	6 (.803)

74) D. West	11 (.870)
B. Williams	7 (.815)

75) E. Dominguez	11 (.829)
T. Okumuro	9 (.800)

76) G. Nolan	11 (.851)
G. Mathews	9 (.804)

LOSERS (33rd-48th)

77) J. Hodges	11 (.973)
P. Brienza	3 (.841)

78) D. Bollman	11 (.869)
H. Vickery	10 (.855)

79) L. Schwartz	11 (.768)
J. Buss	4 (.667)

80) G. Fix	11 (.884)
Ron Martin	5 (.714)

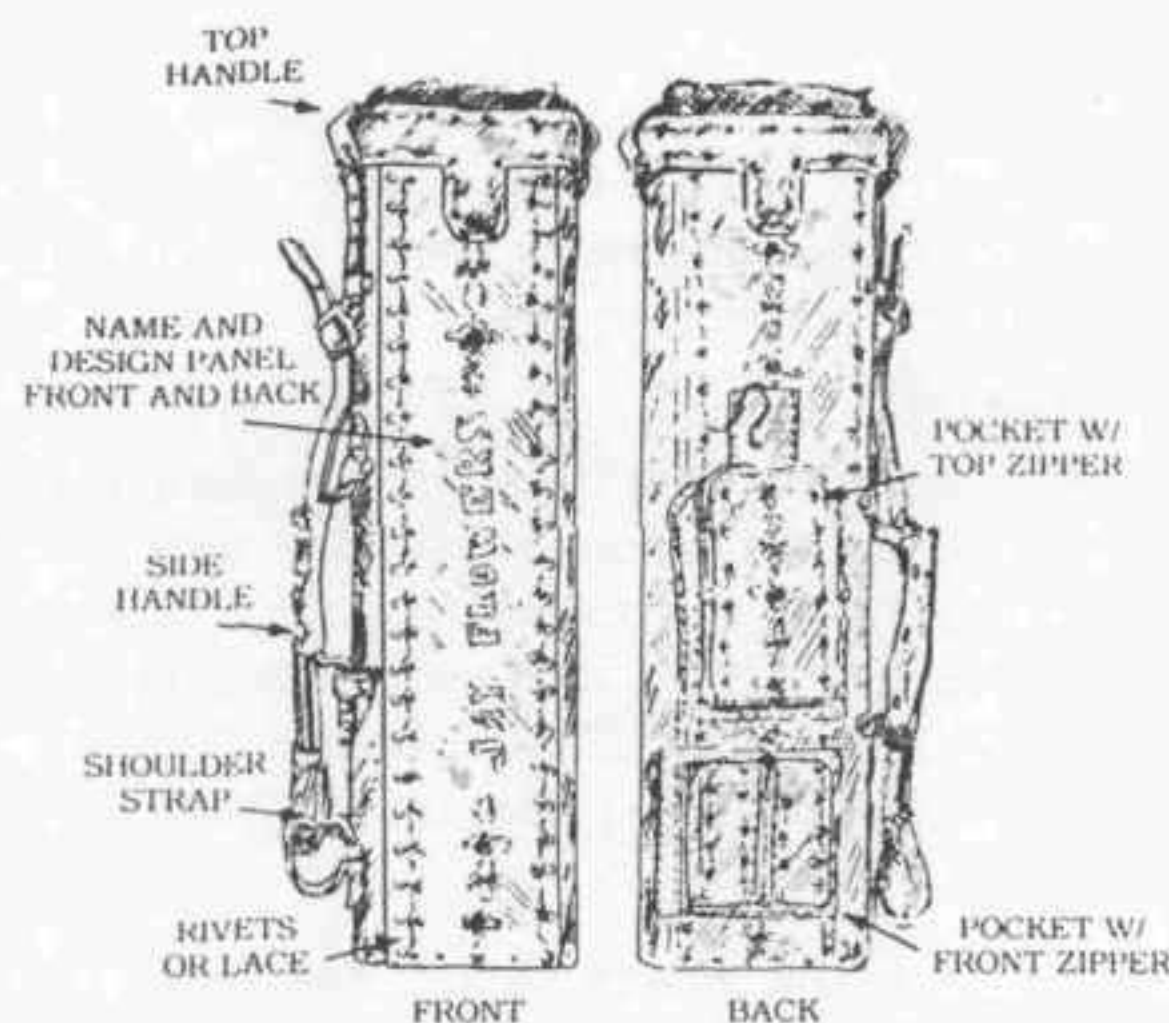
81) W. Crane	11 (.898)
S. Mizerak	10 (.847)

(continued on page 13)

Presenting the J-EF-Q Case. A case of distinctive design to accommodate your needs and protect your cue stick.

Constructed of 100% leather and brass hardware outside, and lined rigid tubing inside to protect the finish of your stick. Plus a l-o-n-g shoulder strap that folds neatly when not in use.

With normal use and a little T-L-C your case will last a long time and serve you well.



McMAGIC!



THE WINNING COMBINATION OF YOUR ABILITY & McDERMOTT QUALITY!

McMagic is a reflection of Jim McDermott's years of wizardry in the billiard industry.

His magical formula has produced a cue with unexcelled beauty, performance, durability and value.




OUR MAGICAL FORMULA CONSISTS OF:

- ★ 26 models to choose from, with a price range to fit any budget.
- ★ Wood to wood joint, for a solid hit and feel, like a one-piece cue.
- ★ Finest and most durable finish in the billiard industry.
- ★ Choice of wraps — nylon, Irish linen, cork, or calf skin leather.
- ★ Many options are available to meet your personal preferences.
- ★ Fibre ferrule — hits like ivory, but does not crack or chip.
- ★ Choose from 5 different stains at no extra charge.
- ★ You specify the weight and shaft diameter on each cue you order.

100% American Made

GET McMAGIC FROM A McDERMOTT DEALER NEAR YOU!



W186 N7137 MARCY ROAD
MENOMONEE FALLS, WI 53051-4998
PHONE 414/251-4090



Total Performance Average (TPA) McDERMOTT MASTERS Rankings

If you reviewed the scores on page four, you probably noticed a number in parentheses to the right of each score. It was called the Accu-Stats Average. It is actually another name for Total Performance Average. That number reflects the player's ability for a single session. What follows are the overall tournament averages for each contestant.

#	NAME	TPA	#	NAME	TPA	#	NAME	TPA
1.	Mike Sigel	.902	25.	Bob Williams	.839	48.	Mark Maryo	.776
2.	Dallas West	.901	26.	Ken Cross	.833	49.	Don Wesley	.775
3.	Efren Reyes	.887	27.	Howard Vickery	.833	50.	Rich Ross	.773
4.	Jeff Carter	.885	28.	Chris MacDonald	.830	51.	Gary Lutman	.758
5.	Earl Strickland	.882	29.	Ron Dobosenski	.830	52.	Joe Trevino	.758
6.	David Howard	.880	30.	Bill Incardona	.829	53.	Ed Borrego	.742
7.	Mark Wilson	.877	31.	Paul Brienza	.827	54.	Mark Showalter	.742
8.	Jim Rempe	.873	32.	Gary Nolan	.825	55.	Matt Mattille	.741
9.	Jimmy Hodges	.868	33.	Don McCoy	.818	56.	Larry Schwartz	.740
10.	Buddy Hall	.867	34.	Willie Munson	.817	57.	Chuck Absher	.724
11.	Scott Kitto	.865	35.	Dave Matlock	.814	58.	JM Flowers	.723
12.	Kim Davenport	.864	36.	Dick Spitzer	.813	59.	Jr. Harris	.702
13.	Grady Mathews	.863	37.	Louie Roberts	.810	60.	John Ritonya	.697
14.	Danny Medina	.860	38.	Jim Mataya	.807	61.	Bob Opsahl	.688
15.	Nick Varner	.859	39.	Paul Baker	.807	62.	Joe Northup	.667
16.	Mark Jarvis	.858	40.	Ron Martin	.801	63.	Tom Karabotsos	.655
17.	Mike LeBron	.854	41.	Jim Wetch	.799	64.	Max Datwyler	.655
18.	Greg Fix	.854	42.	Jimmy Reid	.795	65.	Willie Elder	.652
19.	Wade Crane	.851	43.	George Michaels	.793	66.	Joe Villalpando	.635
20.	Steve Mizerak	.850	44.	David Nottingham	.790	67.	Armond Scharper	.632
21.	Dave Bollman	.849	45.	Garry Drennan	.787	68.	Tom Weidel	.619
22.	T. Okumuro	.846	46.	Sal Butera	.784	69.	Jim Buss	.593
23.	Ernesto Dominguez	.843	47.	Jack Hines	.778	70.	Jim Spencer	.410
24.	Ray Martin	.842						

Top Ten Plays

A TPA of .900 or more is regarded as exception play. What follows are the ten best plays for the McDermott Masters:

1. (.988) Mike Sigel vs. Absher
2. (.974) Buddy Hall vs. Munson
3. (.973) Jimmy Hodges vs. Brienza
4. (.964) Dallas West vs. Howard
5. (.960) Dallas West vs. McCoy
6. (.958) David Howard vs. Kitto
7. (.957) Jimmy Hodges vs. Mattille
8. (.952) Mike Sigel vs. West
9. (.947) Mark Wilson vs. Okumuro
10. (.944) Nick Varner vs. Reyes

Mali

Billiard Cues

made in the U.S.A.

Two-piece billiard cues with the features and quality found only in other cues costing much, much more.

Write or call for brochures and information

The Henry W.T. Mall & Co. Inc.
257 Park Ave. South
New York, N.Y., 10010, U.S.A.

Phone: (212) 475-4960
Toll Free: (800) 223-6468
TWX: (710) 581-5522

Just Part Of The
JOBA TRADING
Line-Up Of Top Quality Products

Granito

GRANITO A - now officially recognized
by the UMB

GRANITO TOURNAMENT 2000 - used in many
of the major sanctioned pool tournaments

GRANITO POOL - new blend now available
83% wool - 17% nylon

SØREN SØGÅRD

Used in the 1986
World 3-Cushion Championship.
Watch for the
finest pool tables ever built.
The official table
at the 1987 Classic Cup VI



P.O. Box 48183 Niles, IL 60648
Phone: (312) 545-2474



Call or Write Today:

Name: _____

Address: _____

City _____ St: _____ Zip: _____

Phone: _____

Interested in:

☐ Granito ☐ Soren Sogard

☐ Aramith ☐ Other Joba Products

Performance Rankings

TOTAL PERFORMANCE

#	NAME	GAMES	BALLS		TPA
			MADE	ERRORS	
1.	Mike Sigel	182	915	99	.902
2.	Dallas West	102	473	52	.901
3.	Efren Reyes	105	516	66	.887
4.	Jeff Carter	98	468	61	.885
5.	Earl Strickland	115	532	71	.882
6.	David Howard	82	351	48	.880
7.	Mark Wilson	47	193	27	.877
8.	Jim Rempe	152	625	91	.873
9.	Jimmy Hodges	83	348	53	.868
10.	Buddy Hall	91	396	61	.867

(McDermott Masters Average = .827)

BREAK PERFORMANCE

(MINIMUM BREAKS = 20)

#	NAME	GAMES	BREAK BALL MADE		BPA
			SHOTS	W/O SCR.	
1.	Chris MacDonald	45	22	18	.818
2.	Jeff Carter	98	55	44	.800
3.	Gary Lutman	53	23	18	.783
4.	Mark Wilson	47	24	18	.750
5.	Dave Bollman	104	55	41	.745
6.	David Howard	82	47	35	.745
7.	Wade Crane	73	34	25	.735
8.	Danny Medina	161	93	66	.710
9.	Louie Roberts	61	31	22	.710
10.	T. Okumuro	76	39	27	.692

(McDermott Masters Average = .614)

MISSES

(PER 100 BALLS POCKETED)

#	NAME	BALLS MADE	SHOTS MISSED	AVG
1.	Dallas West	473	19	4.0
2.	Mike Sigel	915	38	4.2
3.	Paul Brienza	167	7	4.2
4.	Jim Rempe	625	28	4.5
5.	Earl Strickland	532	26	4.9
6.	Nick Varner	681	35	5.1
7.	Mark Jarvis	206	12	5.8
8.	Jeff Carter	468	29	6.2
9.	Efren Reyes	516	32	6.2
10.	Mike LeBron	499	31	6.2

(McDermott Masters Average = 9.0)

KICK PERFORMANCE

(MINIMUM KICKS = 15)

#	NAME	GAMES	KICKS	GOOD	KPA
1.	Buddy Hall	91	16	15	.938
2.	Greg Fix	74	15	14	.933
3.	Jeff Carter	98	21	19	.905
4.	Dave Bollman	104	27	24	.889
5.	Grady Mathews	53	18	16	.889
6.	Danny Medina	161	35	31	.886
7.	David Nottingham	97	26	23	.885
8.	Jim Mataya	70	17	15	.882
9.	Mike LeBron	110	32	28	.875
10.	Chris MacDonald	45	16	14	.875

(McDermott Masters Average = .789)

RUN OUT OPPORTUNITIES

#	NAME	OPPOR-TUNITIES	RUN OUTS	PCT.
1.	Mike Sigel	143	114	79.7
2.	Dallas West	75	55	73.3
3.	Earl Strickland	90	65	72.2
4.	Jimmy Hodges	72	51	70.8
5.	David Howard	65	45	69.2
6.	Efren Reyes	90	62	68.9
7.	Bob Williams	70	48	68.7
8.	Bill Incardona	36	24	66.7
9.	Jim Rempe	120	79	65.8
10.	Nick Varner	133	86	64.7

(McDermott Masters Average = 56.1)

POSITION ERRORS

(PER 100 BALLS POCKETED)

#	NAME	BALLS MADE	POSITION ERRORS	AVG
1.	Mike Sigle	915	24	2.6
2.	Efren Reyes	516	15	2.9
3.	Dallas West	473	14	3.0
4.	David Howard	351	11	3.1
5.	Earl Strickland	532	18	3.4
6.	Bill Incardona	165	6	3.6
7.	Jimmy Hodges	348	14	4.0
8.	Buddy Hall	396	16	4.0
9.	Mark Wilson	193	8	4.1
10.	Bob Williams	369	16	4.3

(McDermott Masters Average = 6.5)

McDERMOTT MASTERS Averages

Ball made on the break: 69%
 Nine ball made on the break: 3.5%
 Scratch on the break: 10%

Run out from the break: 23%
 Run out after making a ball on the break: 37%
 Run out with ball in hand: 69%

A Huebler custom cue

**will be made exactly to your specs,
will be shipped within 60 days,
will improve your game,
will hit balls perfectly,
and will probably save you money.**

That's all.

**Call or write Huebler Industries,
P.O. Box 514, Linn, Missouri 65051
(314) 897-3692**

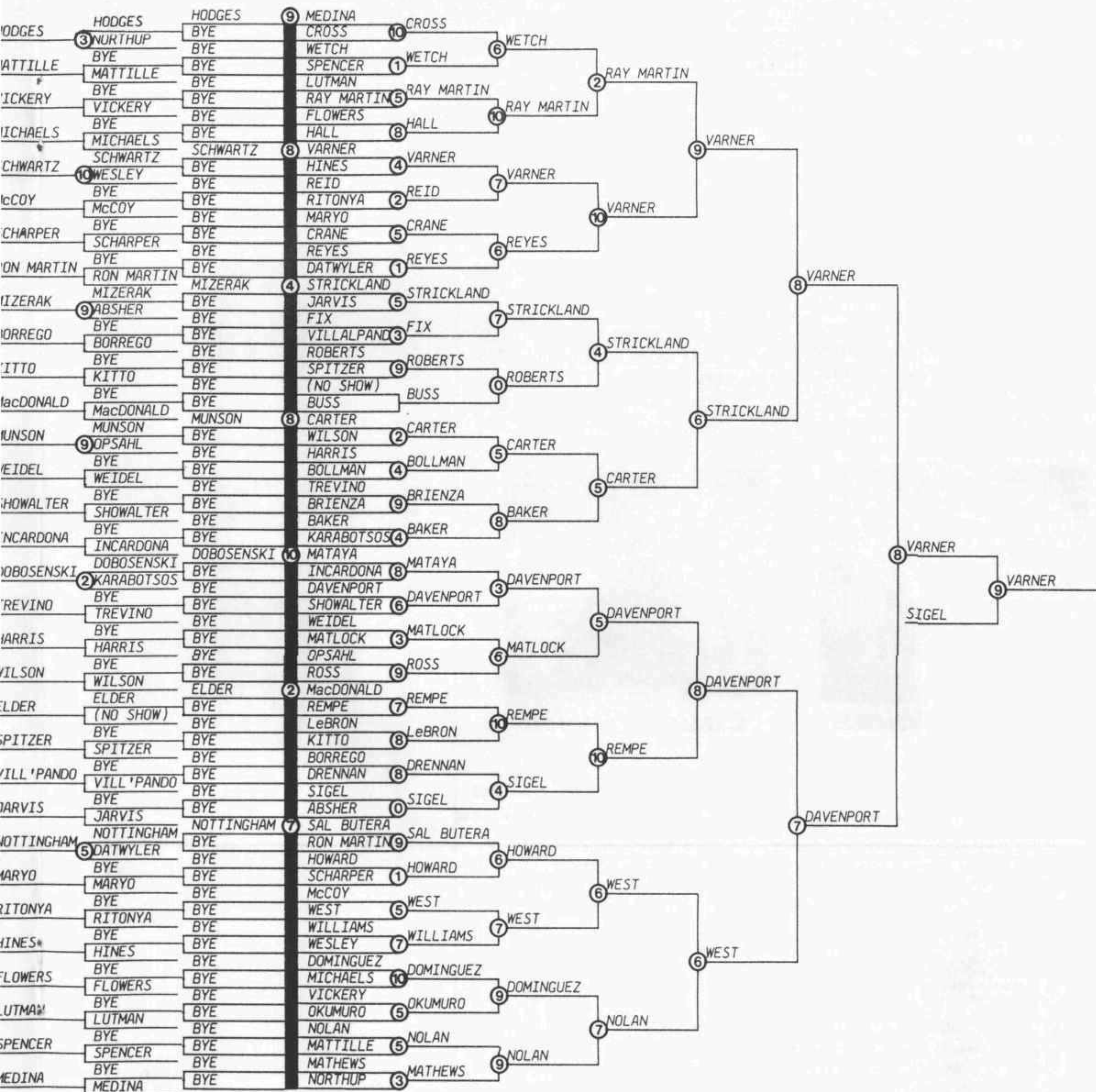
Mike Sigel
2nd



V CHART

McDermott Masters

small numbers throughout the chart represent the loser's score for that session. For example, Medina defeated Hodges 11-9, then Cross defeated Medina 11-10, and so on. The womens' division flow chart is on page 12.



Balukas Upends Smith in Overtime

DAVENPORT, IA (5/7-9/87) - Jean Balukas, the pre-tournament favorite and winner of the previous eleven women events won The 4th McDermott Masters title and its \$2,000 first prize. This is a repeat performance for Balukas for she shared the winner's circle in 1983 with Nick Varner. This year, Balukas posted a 7-1 record defeating Bretenbach, Warren, Bonnie Hoffman, Glass, Miura, losing to Smith, and then defeating Smith for the title.

Twenty-seven WPBA members paid \$150 each to enter the race to nine, double elimination event, each trying to get as big a piece of the \$8,100 pie as possible. Laura Smith had to settle for the runner-up position while defeating

Balukas in the first of the two final matches. In fact, of the 179 sessions played in both divisions, the first session of the finals in the women's division, by far, had the most exciting finish of the entire tournament. (See Notable Matches.) The in-the-money listings follow:

	NAME	PRIZE
1st	Jean Balukas	\$2,000
2nd	Laura Smith	1,450
3rd	Yoko Miura	1,100
4th	Loree Jon Jones	900
5th-6th	Chris Glass	725
	Billie Billing	725
7th-8th	Peg Ledman	600
	Mary Kenniston	600



Jean Balukas
1st



Laura Smith
2nd

Photos by BILLIE BILLING



SHOWCASE BILLIARDS

CUSTOM CUE REPAIR SERVICE

(Repair any cue)

(303) 457-2501

"Over 15 years experience" **MADE TO YOUR SPECS**
ALL WORK GUARANTEED

Clay Etheridge
Robert Fekete

Custom Made
2 pc. Hustler Cue:
\$100.00
1028 W. 104th Ave.
Northglenn, Colo. 80234

Davenport



McDermott
Masters

ACCU-STATS
204 Eagle Rock Avenue
Roseland, New Jersey 07068
(201)226-5429

Vol. 3, No. 2 - The 4th McDermott Masters
Davenport, Iowa

Publisher-Editor	Patrick Fleming
Circulation Manager	Fran McKee
Field Coordinator	Dennis McGimpsey
Scorekeepers	Mike Carpenter
	Chad Griffith
	Terry Hartley
	Robert Henson
	Jack Hodges
	Wayne Hudson
	Chip Paul
	Wayne Perkins

McDermott Masters Tournament Staff:

Sponsors	McDermott Cue Manufacturing
	TPC Cash & Carry
Host Site	Miller Time Billiards of Iowa
Promoter	Denny Miller
Tournament Director	Patrick Fleming
Co-Tournament Director	Scott Smith

Copyright ©1987, by Accu-Stats. All rights reserved. Except as permitted under the United States Copyright Act of 1976, no part of this publication may be reproduced in any form or by any means, without the written permission of the publisher.

What's Next?

The next issue of Accu-Stats will be a unique double issue featuring **The Glass City Open** from Toledo, Ohio and **The Sands Regent Open** from Reno, Nevada. Buddy Hall won the Toledo event while Earl Strickland won the Reno event.

Notable Matches

(continued from page 3)

racking, Williams broke the balls ten times pocketing a total of thirty balls on the break. On each break, he made: 4+2+4+5+4+4+3+3+1=30! Spitzer did a remarkable job of holding his own under the circumstances yet lost 11-9.

It was a rather uneventful match for the first seventeen racks. **David Nottingham** (.738) kept a small lead over **Garry Drennan** (.780) throughout the match and at 10-7 missed an easy shot. The match would not have been his had Drennan not scratched on the 8-ball at 10-10. Final score: Nottingham 11, Drennan 10.

During three separate times at the table, **Danny Medina** (.911) ran an 18, 25, and 37 for a total of 80 balls in three turns. **Jim Mataya** (.756) was the victim. Final score: Medina 11, Mataya 5.

After Nick Varner (.944) missed a shot while trailing 4-5, **Efren Reyes** (.916) extended his lead to 7-4. From that point on Reyes shot a .950, but Varner shot a 1.000 to edge Reyes 11-10. This was the best match played by both players.

(continued on page 17)

Scores

(continued from page 4)

#	Name	Score	Avg.	#	Name	Score	Avg.
82)	S. Kitto	11	(.903)	86)	T. Okumuro	11	(.893)
	J. Reid	8	(.819)		M. Wilson	10	(.947)
83)	B. Hall	11	(.974)	87)	B. Williams	11	(.867)
	W. Munson	4	(.818)		D. Spitzer	9	(.862)
84)	K. Cross	11	(.856)	88)	S. Butera	11	(.844)
	B. Incardona	6	(.763)		M. Jarvis	9	(.859)
85)	R. Dobosenski	11	(.872)	89)	D. Nottingham	11	(.738)
	G. Mathews	8	(.872)		G. Drennan	10	(.780)

(continued on page 17)

Subscription Form

YES!!

Enter my name as an Accu-Stats subscriber

SUBSCRIPTION RATE: One Year For Only \$15.00

Card # _____ Exp. Date _____
Signature _____
Name _____
Address _____
City _____ State _____ Zip _____

Check - m/o ☐

Master Card ☐

Visa ☐

Accu-Stats 204 Eagle Rock Avenue • Roseland, New Jersey 07068

201-838-7089

Strickland Sweeps Bowling Green Open

BOWLING GREEN, KY (3/24-28/87) - Jimmy Hodges, owner of Cue Time Billiards & Cocktails staged The 3rd Annual Bowling Green Open recently and generously added \$6,000 to the prize fund. Forty-one professionals entered the event posting \$200 apiece for the chance of sharing in the \$14,000 purse. After four days of intense competition (as evidenced by the player list below) on three Brunswick Gold Crowns, Earl Strickland emerged champion. In races to eleven, he defeated Keowen (6), Maryo (6), Varner (6), Parica (8), Reyes (3), and Varner (9). Runner-up Nick Varner was exceptional, his only losses being at the hands of winner Earl Strickland. Mark Maryo also played exceptionally well posting the high run of six racks. Joe Kerr (Joker Promotions) ably directed the capacity crowd event and anticipates an even bigger event next year. The final standings follow:

NAME	PRIZE	NAME	PRIZE
1st Earl Strickland	\$4,124	Gene Catron	
2nd Nick Varner	\$2,062	Dan Wesley	
3rd Efren Reyes	\$1,598	Bryan Pitts	
4th Jose Parica	\$1,263	Chas. Rosenblatt	
5th-6th		Pat Fleming	
Dallas West	773	25th-32nd	
Danny Medina	773	Ben Frank	
7th-8th		Jim Deuel	
Jim Mataya	567	Bob Dickerson	
Grady Mathews	567	David Allen	
9th-12th		Wade Crane	
Mike Sigel	412	Dave Callahan	
Mike LeBron	412	Rodney Keowen	
David Howard	412	JM Flowers	
Bobby Johnson	412	33rd-41st	
13th-16th		Joe Dan Bilyeau	
Chris MacDonald	206	Bob Opsahl	
Mark Jarvis	206	Gerry Watson	
Jimmy Reid	206	Jimmy Hodges	
Jeff Carter	206	Tony Merola	
17th-24th		Dave Bollman	
Tommy Kennedy		Gary Spaeth	
Louie Roberts		Jimmy King	
Mark Maryo		Mark Showalter	

Fancy Balabushka

- 2 shafts
- 20 oz, 13 mm
- Excellent condition
- \$1,100

Michael McIntyre 617-867-7701
Rt. 9, West Brookside, MA 01585

Bowling Green



Bowling Green Open



Tour Point Rankings

ST. LOUIS, MO - The Board of Directors of the Professional Billiards Association (PBA) has approved a system of awarding points to professional pool players competing in all PBA sanctioned events. The number of points awarded for each event is determined by the total purse for that event. The PBA Tour Points system is the designated method of determining official PBA player rankings. The Tour Points rankings award points to the top 24 finishers in each PBA sanctioned event. The Tour Points ranking will be updated for the prior 12 month period.

#	NAME	PRIZE MONEY	TOUR POINTS	#	NAME	PRIZE MONEY	TOUR POINTS
1.	MICHAEL SIGEL	\$86,076	630	33.	DALLAS WEST	\$2,598	38
2.	EARL STRICKLAND	28,315	372	34.	JEFFREY CARTER	3,081	35
3.	NICK VARNER	25,253	354	35.	BILLY BURGE	1,650	33
4.	ALLEN HOPKINS	23,517	303	36.	DICK LANE	2,502	32
5.	DAVID HOWARD	23,895	293	37.	PAUL BRIENZA	2,200	30
6.	EFREN REYES	18,967	234	38.	DAVID FAVOR	1,391	30
7.	BUDDY HALL	12,870	199	39.	SAMMY JONES	2,000	26
8.	JOSE PARICA	13,172	186	40.	JIM REMPE	1,959	25
9.	DANNY MEDINA	15,211	182	41.	SCOTT KITTO	2,143	22
10.	WADE CRANE	9,606	168	42.	LENNY LODER	1,460	22
11.	MIKE LEBRON	9,764	127	43.	TOM BROWN	2,118	16
12.	GRADY MATHEWS	6,743	119	44.	JR. HARRIS	1,300	15
13.	DAVE BOLLMAN	6,051	100	45.	MARK MARYO	900	15
14.	STEVE MIZERAK	7,146	100	46.	RONALD ALLEN	1,333	14
15.	KIM DAVENPORT	5,764	95	47.	JASPER FLOWERS	650	14
16.	JIMMY REID	5,210	92	48.	DAVID RHODES	1,200	12
17.	BILL INCARDONA	6,976	89	49.	LOUIE ROBERTS	1,055	12
18.	LAWRENCE HUBBART	5,498	88	50.	BOB VANOVER	900	12
19.	HOWARD VICKERY	5,204	78	51.	THOMAS KENNEDY	375	10
20.	MARK JARVIS	4,581	73	52.	ERIC WILLIAMS	500	10
21.	TERRY BELL	4,633	67	53.	GUIDO ORLANDI	1,093	9
22.	DANNY DILIBERTO	4,278	65	54.	WARREN COSTANZO	1,200	8
23.	RAY MARTIN	5,765	64	55.	DONALD STEELE	800	8
24.	ROBERT WILLIAMS	2,962	59	56.	GERRY WATSON	968	8
25.	PAT FLEMING	2,018	52	57.	STEVE KITTO	375	7
26.	DAN LOUIE	3,488	49	58.	GENE COOPER	325	7
27.	KEITH MCCREADY	3,747	49	59.	JAMES MARINO	250	6
28.	ROBERT HUNTER	3,628	45	60.	RICHARD GEILER	650	5
29.	MIKE ZUGLAN	3,467	44	61.	EUGENE CATRON		4
30.	CHRIS MACDONALD	2,639	42	62.	PAUL BAKER		3
31.	JIMMY MATAYA	2,305	41	63.	TOBY DICK		3
32.	MIKE GULYASSY	1,700	38	64.	BOBBY LEGG		3

"Everything for the Pool Player"

TOWNE BILLIARD

264 E. Blackwell Street
Dover, N.J. 07801

Billiard Supply Store
201-366-9829

Call or write
for consumer brochure

PAUL MOTTEY



MOTTEY CUSTOM CUES

2852 Broadway Avenue
Pittsburgh, Pa. 15216
(412) 531-3500

Jarvis Succumbs to Sigel in Finale

Balukas Outlasts Mataya

ST. CHARLES, IL (4/7-12/87) - The 6th Annual 9-Ball Classic was clearly a showcase event. The \$15,000 added tournament was held in the ballroom of the Pheasant Run Resort Hotel and featured four beautiful Soren Sogard pool tables with heated slates and Granito Tournament Cloth 2000. The double elimination black tie event was directed by Joe Kerr and sanctioned by the PBA and WPBA.

Mike Sigel continued his winning ways, but Mark Jarvis received most of the attention, and rightly so, for he was the remaining player in the winners' bracket after defeating Buddy Hall, Earl Strickland, and Efren Reyes. He couldn't hang on as Mike Sigel beat him twice for the \$6,000 first prize. Jean Balukas won the women's division title suffering a single loss to Ewa Mataya. Jean

also played in the men's division and scored an impressive victory over Mike LeBron. Incidentally, the biggest winner of the event was the person who won the \$22,000 classic 1966 Mustang convertible raffled off by Jim Willard.

MEN

	NAME	PRIZE
1st	Mike Sigel	\$6,000
2nd	Mark Jarvis	4,000
3rd	Efren Reyes	3,000
4th	Earl Strickland	2,200
5th-6th		
	Bob Hunter	1,600
	Danny Medina	1,600
7th-8th		
	Buddy Hall	1,200
	Paul Brienza	1,200
9th-12th		
	Kim Davenport	900
	Sammy Jones	900
	Bob Vanover	900
	Mark Maryo	900
13th-16th		
	Dallas West	700
	David Howard	700
	Grady Mathews	700
	George Michaels	700
17th-24th		
	Nick Varner	500
	Howard Vickery	500
	Jean Balukas	500
	Danny DiLiberto	500
	Willie Munson	500
	Jose Parica	500
	Pat Fleming	500
	Dick Lane	500

WOMEN

	NAME	PRIZE
1st	Jean Balukas	\$3,200
2nd	Ewa Mataya	2,300
3rd	Loree Jon Jones	1,500
4th	Lori Shampo	1,300
5th-6th		
	Billie Billing	1,100
	Belinda Beardon	1,100
7th-8th		
	Jean Vaillancourt	750
	Vicki Paski	750

20% OFF
ALL ROOMS
AT THE BILTMORE!
WITH ANY TICKET

SEE
THE COLOR OF MONEY
COME TO LIFE



AT THE
**PETER VITALIE INVITATIONAL
POCKET BILLIARDS TOURNAMENT**
JUNE 25 - 28
THE BILTMORE HOTEL
"IN THE NEW HEART OF LOS ANGELES"

It's the men vs. women; the U.S. Champions
vs. the best from Japan, Mexico and Europe; in
single elimination cutthroat competition
FOR THE CALIFORNIA 9 BALL CHAMPIONSHIP!

**For More Information and
Hotel Reservation Call:**
1-800-421-8000

Davenport

Scores

McDermott
Masters

(continued from page 13)

#	Name	Score	Avg.	#	Name	Score	Avg.
90)	M. LeBron	11	(.931)	LOSERS (13th-16th)			
	J. Hines	4	(.846)	117)	M. Sigel	11	(.872)
91)	R. Ross	11	(.835)		D. Bollman	5	(.803)
	G. Lutman	7	(.771)	118)	E. Dominguez	11	(.863)
92)	D. Medina	11	(.911)		D. Howard	8	(.859)
	J. Mataya	5	(.756)	119)	E. Reyes	11	(.913)
LOSERS (25th-32nd)					R. Dobosenski	4	(.830)
93)	D. Bollman	11	(.868)	120)	D. Medina	11	(.872)
	J. Hodges	10	(.832)		M. LeBron	8	(.782)
94)	G. Fix	11	(.878)	WINNERS' BRACKET			
	L. Schwartz	1	(.536)	121)	N. Varner	11	(.835)
95)	S. Kitto	11	(.878)		Ray Martin	9	(.830)
	W. Crane	8	(.821)	122)	E. Strickland	11	(.892)
96)	B. Hall	11	(.918)		J. Carter	6	(.851)
	K. Cross	6	(.806)	123)	K. Davenport	11	(.917)
97)	R. Dobosenski	11	(.822)		J. Rempe	8	(.896)
	T. Okumuro	8	(.788)	124)	D. West	11	(.893)
98)	B. Williams	11	(.914)		G. Nolan	6	(.745)
	S. Butera	5	(.717)	LOSERS (9th-12th)			
99)	M. LeBron	11	(.869)	125)	M. Sigel	11	(.944)
	D. Nottingham	10	(.821)		Ray Martin	2	(.735)
100)	D. Medina	11	(.840)	126)	E. Dominguez	11	(.904)
	R. Ross	8	(.791)		J. Carter	6	(.881)
WINNERS' BRACKET				127)	J. Rempe	11	(.918)
101)	Ray Martin	11	(.910)		E. Reyes	9	(.819)
	J. Wetch	2	(.632)	128)	D. Medina	11	(.881)
102)	N. Varner	11	(.944)		G. Nolan	8	(.807)
	E. Reyes	10	(.916)	LOSERS (7th-8th)			
103)	E. Strickland	11	(.938)	129)	M. Sigel	11	(.869)
	L. Roberts	4	(.809)		E. Dominguez	8	(.829)
104)	J. Carter	11	(.941)	130)	J. Rempe	11	(.806)
	P. Baker	5	(.771)		D. Medina	8	(.796)
105)	K. Davenport	11	(.885)	WINNERS' BRACKET			
	D. Matlock	5	(.661)	131)	N. Varner	11	(.866)
106)	J. Rempe	11	(.888)		E. Strickland	8	(.838)
	M. Sigel	10	(.876)	132)	K. Davenport	11	(.890)
107)	D. West	11	(.967)		D. West	7	(.833)
	D. Howard	6	(.839)	LOSERS (5th-6th)			
108)	G. Nolan	11	(.783)	133)	M. Sigel	11	(.952)
	E. Dominguez	7	(.758)		D. West	5	(.844)
LOSERS (17th-24th)				134)	J. Rempe	11	(.900)
109)	D. Bollman	11	(.893)		E. Strickland	4	(.872)
	D. Matlock	4	(.700)	LOSER (4th)			
110)	M. Sigel	11	(.921)	135)	M. Sigel	11	(.872)
	G. Fix	3	(.717)		J. Rempe	8	(.848)
111)	D. Howard	11	(.958)	WINNERS' BRACKET			
	S. Kitto	6	(.881)	136)	N. Varner	11	(.816)
112)	E. Dominguez	11	(.856)		K. Davenport	8	(.798)
	B. Hall	8	(.756)	LOSER (3rd)			
113)	R. Dobosenski	11	(.856)	137)	M. Sigel	11	(.909)
	J. Wetch	6	(.816)		K. Davenport	7	(.817)
114)	E. Reyes	11	(.860)	FINALS			
	B. Williams	9	(.791)	138)	N. Varner	11	(.891)
115)	M. LeBron	11	(.881)		M. Sigel	9	(.822)
	L. Roberts	4	(.696)				
116)	D. Medina	11	(.892)				
	P. Baker	4	(.683)				

Notable Matches

(continued from page 13)

Dallas West (.967) posted the high run of the tournament against David Howard (.839). West broke and ran out five racks in a row en route to his 11-6 win. Howard's comment: "If I lose, that's the way I want to lose."

At 4-4, David Howard (.958) missed an easy 8-ball, but recovered quickly and gave Scott Kitto (.881) little "air" as Howard shot 1.000 for the rest of the set and won 11-6.

During an unusual rack of the Louie Roberts (.696) and Mike LeBron (.881) session, fifteen turns at the table failed to produce one pocketed ball. When a ball was finally pocketed, it was kicked in. LeBron won 11-4.

Jim Rempe (.896) missed an easy shot while leading Kim Davenport (.917) 8-3. Rempe never pocketed another ball and lost 8-11.

Although leading 4-3 over Jim Rempe (.900), Earl Strickland (.872) only stroked the cue ball three more times to execute two safeties and one kick. Strickland lost 4-11.

After trailing 2-7 against Kim Davenport (.817), Mike Sigel (.909) finds his stroke and buries Davenport 11-7.

And last but certainly not least is the most exciting finish of any session in the tournament. In the race to nine finals, Jean Balukas is leading Laura Smith 8-5 and seems to be running out the last few balls to win the tournament, but misses an easy seven ball. Smith makes a fairly good run out to make the score 8-6. Smith then makes a ball on the break and is left long and straight on the one ball but plays the ball simply to make it. She then cuts the two ball in and accidentally pockets the nine ball on the same stroke bringing the score 8-7. Smith makes the 9-ball on the break. Score: 8-8. Smith makes the 9-ball on the break again to win 9-8.

Leonard Bludworth

713-943-1615

cue repairs
by
The Pro Shop

Next Tour Stop: Rob's Roost, Charlotte, NC

1401 Redford Rd., 2005-B, Houston, TX 77034

YEAR TO DATE Sessions Won-Lost

(MINIMUM SESSIONS = 8)

#	NAME	WON	LOST	PCT	#	NAME	WON	LOST	PCT
1.	Sigel, Mike	27	- 3	.900	18.	Hunter, Bob	6	- 4	.600
2.	Varner, Nick	10	- 2	.833	19.	Crane, Wade	6	- 4	.600
3.	Medina, Danny	17	- 6	.739	20.	Mizerak, Steve	6	- 4	.600
4.	Hall, Buddy	15	- 6	.714	21.	Brienza, Paul	5	- 4	.556
5.	Dominguez, Ernest	5	- 2	.714	22.	Carter, Jeff	5	- 4	.556
6.	Reyes, Efren	14	- 6	.700	23.	Munson, Willie	5	- 4	.556
7.	Strickland, Earl	14	- 6	.700	24.	Schwartz, Larry	5	- 4	.556
8.	DiLiberto, Danny	9	- 4	.692	25.	Williams, Bob	5	- 4	.556
9.	Davenport, Kim	13	- 6	.684	26.	Bollman, Dave	7	- 6	.538
10.	Rempe, Jim	8	- 4	.667	27.	Incardona, Bill	6	- 6	.500
11.	West, Dallas	8	- 4	.667	28.	MacDonald, Chris	6	- 6	.500
12.	Howard, David	11	- 6	.647	29.	Mathews, Grady	6	- 6	.500
13.	Jarvis, Mark	7	- 4	.636	30.	Fix, Greg	4	- 4	.500
14.	Martin, Ray	7	- 4	.636	31.	Lane, Dick	4	- 4	.500
15.	Parica, Jose	7	- 4	.636	32.	Michaels, George	4	- 4	.500
16.	LeBron, Mike	9	- 6	.600	33.	Reid, Jimmy	4	- 4	.500
17.	Dobosenski, Ron	6	- 4	.600	34.	Spaeth, Gary	4	- 4	.500

IN THE MONEY

Shamrock Shootout

AKRON, OH (3/14-15/87) - Starcher Billiards played host to a full sixty-four player field and dispersed a purse of \$3,200. The prize money was spread to the top sixteen spots. Joe Kerr directed the event and is planning another for July 25-26, 1987. The top eight finishers are as follows:

NAME	PRIZE
1st Mark Maryo	\$1,000
2nd Howard Vickery	500
3rd Danny Altomere	350
4th Mike Ruffo	250
5th-6th	
Jim Clay	200
Doug Metcalf	200
7th-8th	
John Dunn	100
Ernie Lorelli	100

Great Western Open

SACRAMENTO, CA (3/28-29/87) - The very popular Great American Billiards attracted sixty-four players to the Great Western Open charging a modest \$40.00 entry fee. There was an added fund of \$800.00 and sixteen places were paid. The top eight finishers are as follows:

NAME	PRIZE
1st Kim Davenport	\$1,000
2nd Joe Salazar	540
3rd Paul Brienza	400
4th Felipe Laroza	300
5th-6th	
Danny D'Imperio	200
Tim Kwong	200
7th-8th	
Ken Cavener	120
Jeff Hill	120

ACCU-FACT: During a single match of the McDermott Masters, David Matlock was forced to kick seventeen times.

ACCU-FACT

While stroking at the table in a match against Wade Crane, Steve Mizerak accidentally moved an object ball with his left hand. The object ball traveled four feet and fell into the side pocket. It was replaced in its original position.

The Ultimate Trick Shot Tape

A UNIQUE VIDEO CASSETTE WITH OVER 230 SHOTS IN COLOR

- MOST ENTERTAINING POOL VIDEO OUT.
- ONE HOUR & TWENTY MINUTES LONG.
- KICKS, KISSES, CAROMS, CURVES, ORIGINAL, NOVELTY, BANKS, ONE POCKET, KISS POOL & PROPOSITION SHOTS.

SEND CHECK OR MONEY ORDER **\$49.95** INCLUDES POSTAGE AND HANDLING

44 Trick Shot Diagrams

LEARN THE SET-UPS AND PHYSICS OF POOL

- BEST TRICK SHOT INSTRUCTION AVAILABLE.

LOOSE LEAF IN ENVELOPE **\$15.00** IN HANDSOME 6 RING BINDER **\$20.00**

Improve Your Shotmaking

A DETAILED LIST OF 30 BASICS THAT CAN CAUSE YOU TO MISS A POOL SHOT

LOOSE LEAF TO FIT 6 RING BINDER **\$10.00** SEND CHECK OR M.O. POSTAGE PREPAID

ORDER ALL THREE **\$75.00** POSTAGE PREPAID

WITHOUT BINDER **\$70.00** INCLUDES POSTAGE

ORDER FROM

WILLIE JOPLING TAPE

P.O. Box 2215 • Lynchburg, VA. 24501

Upcoming Major Events

Date (1987)	Event's Title	City, State	Entry	Added	Phone
June 24-28	Peter Vitalie Invitational	Los Angeles, CA	\$500.00	\$20,000	213-935-7442
June 30-July 4	The Colorado Open	Denver, CO	\$250.00	\$10,000	303-751-3013
July 7-11	Charlotte Open	Charlotte, NC	\$200.00	\$6,000	704-875-1007
Aug. 30-Sep. 3	B.C. Open	Binghamton, NY	N/A	N/A	607-754-2482
Sept. 14-19	Carolinas Cup (Open)	Charlotte, NC	\$250.00	\$12,000	201-838-7089
Sept. 17-19	Carolinas Cup (Women)	Charlotte, NC	\$200.00	\$3,000	201-838-7089
Oct. 20-25	City of Champions	Detroit, MI	\$300.00	\$10,000	216-376-0202
Nov. 2-7	U.S. Open	Norfolk, VA	N/A	N/A	(Wait for details)
Nov. 9-14	N.C. Fall 9-Ball Classic	Charlotte, NC	N/A	N/A	(Wait for details)
Nov. 17-21	Lexington All-Star Open	Lexington, KY	\$200.00	\$6,000	216-376-0202
Dec. 9-13	Sands Regent Open	Reno, NV	\$300.00	\$20,000	800-648-3553
Dec. 17-23	Last Call for 9-Ball (Open)	Atlantic City, NJ	\$100.00	\$40,000	(Wait for details)
Dec. 17-23	Last Call for 9-Ball (Women)	Atlantic City, NJ	\$100.00	\$10,000	(Wait for details)
Jan. 11-16(88)	Rak'm Up Classic	Columbia, SC	\$275.00	\$20,000	803-772-5336

Nothing
could be finer...

SEPTEMBER 14 - 19, 1987

ACCU-STATS
204 EAGLE ROCK AVENUE
ROSELAND, NJ 07068

Address Correction Requested

Bulk Rate
U.S. Postage
PAID
Roseland, NJ
Permit #42

1987 Major Tournament Results

(MINIMUM WINNINGS = \$402.00)

NAME	EVENTS	IN MONEY	YTD\$ WINNINGS	SESSIONS WON LOST	COL	SC	ST	CHAR	DAY	IA
SIGEL, MIKE	3	3	16355.00	27 - 3	1		1		2	
VARNER, NICK	2	2	10500.00	10 - 2	.		17-24		1	
STRICKLAND, EARL	3	3	7181.00	14 - 6	2		4		5-6	
REYES, EFREN	3	3	5214.00	14 - 6	5-6		3		9-12	
DAVENPORT, KIM	3	3	4489.00	13 - 6	13-16		9-12		3	
JARVIS, MARK	2	1	4000.00	7 - 4	.		2		33-48	
HALL, BUDDY	3	3	3397.00	15 - 6	4		7-8		17-24	
DILIBERTO, DANNY	2	2	3178.00	9 - 4	3		17-24		.	
MEDINA, DANNY	3	3	3027.00	17 - 6	17-24		5-6		7-8	
REMPE, JIM	2	2	2402.00	8 - 4	17-24		.		4	
HOWARD, DAVID	3	3	2317.00	11 - 6	7-8		13-16		13-16	
WEST, DALLAS	2	2	2200.00	8 - 4	.		13-16		5-6	
HUNTER, BOB	2	2	2002.00	6 - 4	17-24		5-6		.	
MARTIN, RAY	2	2	1464.00	7 - 4	13-16		.		9-12	
MIZERAK, STEVE	2	1	1339.00	6 - 4	5-6		.		33-48	
PARICA, JOSE	2	2	1276.00	7 - 4	9-12		17-24		.	
BRIENZA, PAUL	2	1	1200.00	5 - 4	.		7-8		33-48	
DOMINGUEZ, ERNEST	1	1	1025.00	5 - 2	.		.		7-8	
ARCHER, JOHN	1	1	1017.00	3 - 2	7-8		.		.	
LEBRON, MIKE	3	2	1002.00	9 - 6	17-24		25-32		13-16	
LANE, DICK	2	2	902.00	4 - 4	17-24		17-24		.	
MARYO, MARK	3	1	900.00	4 - 6	33-48		9-12		49-64	
JONES, SAMMY	1	1	900.00	4 - 2	.		9-12		.	
VANOVER, BOB	1	1	900.00	4 - 2	.		9-12		.	
CARTER, JEFF	2	1	875.00	5 - 4	.		33-48		9-12	
NOLAN, GARY	1	1	875.00	3 - 2	.		.		9-12	
CRANE, WADE	2	1	776.00	6 - 4	9-12		.		25-32	
INCARDONA, BILL	3	1	776.00	6 - 6	9-12		49-64		33-48	
MACDONALD, CHRIS	3	1	776.00	6 - 6	9-12		25-32		49-64	
WILLIAMS, BOB	2	2	752.00	5 - 4	17-24		.		17-24	
MATHEWS, GRADY	3	1	700.00	6 - 6	25-32		13-16		33-48	
MICHAELS, GEORGE	2	1	700.00	4 - 4	.		13-16		49-64	
BOLLMAN, DAVE	3	1	600.00	7 - 6	33-48		25-32		13-16	
DOBOSENSKI, RON	2	1	600.00	6 - 4	.		33-48		13-16	
SPAETH, GARY	2	1	589.00	4 - 4	13-16		33-48		.	
GUZMAN, SAMMY	1	1	589.00	4 - 2	13-16		.		.	
BALUKAS, JEAN	2	1	500.00	3 - 4	33-48		17-24		.	
VICKERY, HOWARD	3	1	500.00	3 - 6	49-61		17-24		33-48	
MUNSON, WILLIE	2	1	500.00	5 - 4	.		17-24		33-48	
FLEMING, PAT	1	1	500.00	3 - 2	.		17-24		.	
REID, JIMMY	2	1	402.00	4 - 4	17-24		.		33-48	
FLOWERS, JM	2	1	402.00	2 - 4	17-24		.		49-64	