ACCUSTATS
A STATISTICAL ANALYSIS OF 9-BALL POCKET BILLIARDS
(201)838-7089 Vol. 2, No. 6

"The Captain" Captures Sands Regent



Photo by BILLIE BILLING

R E N O - "Captain Hook" Mike Sigel once again won the **Sands Regent Open** title and its $10,000 grand prize. In races to nine, Sigel outplayed David Rhodes (3), Ron Rosas (8), Jose Parica (7), Earl Strickland (4), Nick Varner (2), lost to David Howard 1-9, then defeated Allen Hopkins (7), and David Howard twice (7) and (6).

SANDS REGENT
RENO, NEVADA
December 3-7, 1986

FINAL STANDINGS

#	NAME	AVG.	PRIZE
1st	Mike Sigel	(.902)	$10,000
2nd	David Howard	(.864)	6,000
3rd	Allen Hopkins	(.888)	4,000
4th	Ron Rosas	(.861)	3,200
5th-6th			
	Nick Varner	(.911)	2,200
	Jeff Carter	(.853)	2,200
7th-8th			
	Earl Strickland	(.883)	1,750
	Mike LeBron	(.846)	1,750
9th-12th			
	Danny Medina	(.893)	1,200
	Kim Davenport	(.883)	1,200
	Jose Parica	(.876)	1,200
	Dave Bollman	(.821)	1,200
13th-16th			
	Greg Fix	(.872)	800
	Warren Costanzo	(.845)	800
	Mike Zuglan	(.827)	800
	Jr. Harris	(.826)	800
17th-24th			
	Jimmy Reid	(.866)	500
	Howard Vickery	(.847)	500
	Ernesto Dominguez	(.818)	500
	Keith McCready	(.812)	500
	Al Romero	(.808)	500
	Scott Kitto	(.808)	500
	Ismael Paez	(.805)	500
	Gary Lutman	(.763)	500
25th-32nd			
	Buddy Hall	(.883)	150
	Roy Futternick	(.871)	150
	Steve Shaw	(.834)	150
	Mike Zimmerman	(.828)	150
	Jean Balukas	(.819)	150
	Jerry Johnson	(.782)	150
	Wade Crane	(.773)	150
	Billy Graves	(.768)	150
33rd-48th			
	Lou Butera	(.868)	
	Ray Martin	(.842)	
	Paul Brienza	(.838)	
	Chris MacDonald	(.827)	
	Bill Mielke	(.816)	
	Dan D'Imperio	(.810)	

#	NAME	AVG.
	Dick Megiveron	(.805)
	Jay Swanson	(.796)
	David Nottingham	(.795)
	David Rhodes	(.788)
	Al Winchenbaugh	(.779)
	Tom Karabotsos	(.753)
	John Bryant	(.737)
	Arturo Rivera	(.733)
	Ted Ito	(.698)
	Scott Chandler	(.642)
49th-64th		
	Mark Wilson	(.820)
	Louie Roberts	(.798)
	Tim Padgett	(.779)
	Bill Incardona	(.763)
	Darrell Nordquist	(.759)
	Brian Hashimoto	(.754)
	Dan Kuykendall	(.747)
	Larry Nelson	(.741)
	JM Flowers	(.740)
	Gary Hutchings	(.730)
	Rick White	(.729)
	Jimmy Rogers	(.715)
	Harry Platis	(.714)
	Craig Hauser	(.699)
	Roger Kearney	(.669)
	Mike Poppke	(.557)
65th-81st		
	Dallas West	(.826)
	Dee Hulse	(.823)
	Dan Louie	(.795)
	Ron Dobosenski	(.780)
	Tony Banks	(.772)
	Mike Ives	(.755)
	Jim Stadler	(.754)
	Terry Osborne	(.747)
	Isaac Lopez	(.729)
	Jerry Chappel	(.724)
	Pete Lhotka	(.717)
	Scott Brown	(.717)
	Mike Stephens	(.686)
	Tim Kwong	(.672)
	Jim Masterman	(.623)
	John Galloway	(.611)
	Barry Eden	(.523)

ACCU-FACT

Best ever! In 1986, the twelve major tournaments yielded $489,097.00 in prize money.

Sigel Stands Alone

The Sands Regent Hotel & Casino attracted eighty-one professionals to its bi-annual $20,000 added **Sands Regent 9-Ball Open.** After all the dust had cleared, Mike Sigel was $10,000 richer and no one was surprised. He has been dominating the pro tour all year and it seems that no matter what the rules are, or how long the race is, or what format is used, Sigel outlasts everyone.

Sigel posted an 8-1 record and from the losers' bracket defeated David Howard for the title. He averaged a .902 TPA for the entire tournament which included four .900's, the high run of five racks, and two runs of four racks. No one else was able to run over three!

Nick Varner played exceptionally well recording the highest TPA tournament average of .911. He suffered losses in two matches in which neither of his opponents missed a ball. It seemed that that was the only way anybody was going to beat him.

Jay Helfert and his newly formed company Jaymac Productions were on hand the last day to

(continued on page 15)

Notable Matches

Allen Hopkins (.957) never missed a ball as he shut out **Wade Crane** (.500) 9-0.

After running five of six racks, **Earl Strickland** (.922) finally let **Darrell Nordquist** (.375) "see" a ball, just enough to play a safety. The tide never turned as Strickland whipped Nordquist 9-0.

David Nottingham (.833) defeated **Chris MacDonald** (.840) 9-6 while making the nine ball on the break three times (including twice in a row), and also making three combinations on the nine!

Despite a first inning miss and trailing 1-3, **Danny D'Imperio** (.941) never missed another ball as he stung **Kim Davenport** (.875) with a near perfect match and a 9-6 win.

Jean Balukas (.771) drew **Earl Strickland** (.920) for her initiation into the men's division. Strickland dominated the game to a 9-3 victory.

Nick Varner (.960) shot 1.000 for the first five racks against **JM Flowers** (.632). Enroute to his 9-1 win, Varner scratched on the break twice and missed position once, that's all.

Jimmy Rogers (.706) will be remembered as the first of many to fall victim to the talented **Jean Balukas** (.793) during a men's division 9-ball tournament. Balukas won 9-4.

Earl Strickland (.952) never missed a ball and kept **Mike Zimmerman** (.800) in the chair most of the time. Strickland ran nine balls seven times and defeated Zimmerman 9-3.

Mike Sigel (.877) took the early lead 4-0. **Ron Rosas** (.789) won the next six racks while preventing Sigel from pocketing a single ball.

(continued on page 17)

"Everything for the Pool Player"

TOWNE BILLIARD

264 E. Blackwell Street
Dover, N.J. 07801

Billiard Supply Store
201-366-9829

Call or write
for consumer brochure

Sands Regent 9-Ball

VIDEOTAPES

Hopkins vs. Rosas

Hopkins vs. Sigel

Sigel vs. Howard

(TWO SETS)

- Professional Quality
- Dual Cameras
- Complete and Uncut
- Narration by Jay Helfert and Pat Fleming

$29.95 each, $79.95 all

(ADD $2.50 POSTAGE)

Send check or money order to: JayMac Productions
652 Crestmoore Place
Venice, CA 90291

(specify VHS or Beta)

Sands Regent **Scores & Accu-Stats Averages** Reno

#	Name	Score	Avg.
	OPENING ROUND		
1)	S. Shaw	9	(.819)
	T. Banks	7	(.700)
2)	S. Kitto	9	(.754)
	I. Lopez	7	(.753)
3)	A. Hopkins	9	(.957)
	W. Crane	0	(.500)
4)	W. Costanzo	9	(.826)
	K. McCready	5	(.778)
5)	C. MacDonald	9	(.908)
	R. Futternick	5	(.880)
6)	J. Reid	9	(.879)
	C. Hauser	1	(.750)
7)	H. Vickery	9	(.900)
	J. Masterman	0	(.526)
8)	T. Karabotsos	9	(.806)
	A. Romero	7	(.750)
9)	B. Graves	9	(.741)
	J. Rogers	7	(.638)
10)	E. Strickland	9	(.922)
	D. Nordquist	0	(.375)
11)	A. Rivera	9	(.851)
	M. Zuglan	4	(.712)
12)	D. Rhodes	9	(.789)
	S. Brown	6	(.772)
13)	J. Parica	9	(.894)
	J. Johnson	2	(.579)
14)	J. Flowers	9	(.875)
	T. Kwong	6	(.677)
15)	B. Incardona	9	(.838)
	L. Roberts	8	(.842)
16)	B. Mielke	9	(.855)
	D. Louie	4	(.667)
17)	D. Megiveron	9	(.847)
	D. West	8	(.843)
	WINNERS' BRACKET		
18)	G. Lutman	9	(.788)
	L. Butera	7	(.787)
19)	S. Shaw	9	(.861)
	M. Wilson	8	(.823)
20)	S. Kitto	9	(.851)
	R. Martin	4	(.600)
21)	A. Hopkins	9	(.922)
	M. Poppke	1	(.560)
22)	T. Ito	9	(.689)
	B. Eden	7	(.565)
23)	D. Howard	9	(.833)
	K. McCready	7	(.792)
24)	I. Paez	9	(.802)
	T. Padgett	6	(.765)
25)	D. Nottingham	9	(.833)
	C. MacDonald	6	(.840)
26)	M. LeBron	9	(.824)
	D. Hulse	7	(.804)
27)	J. Reid	9	(.865)
	D. Kuykendall	5	(.784)
28)	D. D'Imperio	9	(.941)
	K. Davenport	6	(.875)
29)	H. Vickery	9	(.846)
	G. Hutchings	6	(.775)
30)	J. Harris	9	(.808)
	J. Chappel	5	(.712)
31)	T. Karabotsos	9	(.711)
	R. Kearney	7	(.663)
32)	J. Bryant	9	(.798)
	J. Galloway	4	(.625)
33)	J. Carter	9	(.895)
	B. Graves	1	(.679)
34)	M. Zimmerman	9	(.904)
	P. Lhotka	4	(.773)
35)	E. Strickland	9	(.920)
	J. Balukas	3	(.771)
36)	E. Dominguez	9	(.816)
	J. Stadler	7	(.769)
37)	A. Rivera	9	(.750)
	R. White	7	(.750)
38)	R. Rosas	9	(.871)
	H. Platis	5	(.768)
39)	M. Sigel	9	(.934)
	D. Rhodes	3	(.787)
40)	B. Hall	9	(.908)
	R. Dobosenski	3	(.744)
41)	J. Parica	9	(.833)
	S. Chandler	2	(.545)
42)	Winchenbaugh	9	(.812)
	T. Osborne	5	(.650)
43)	N. Varner	9	(.960)
	J. Flowers	1	(.632)
44)	D. Medina	9	(.883)
	M. Stephens	4	(.723)
45)	P. Brienza	9	(.838)
	B. Incardona	3	(.694)
46)	D. Bollman	9	(.859)
	M. Ives	6	(.727)
47)	B. Mielke	9	(.830)
	L. Nelson	7	(.694)
48)	J. Swanson	9	(.897)
	B. Hashimoto	0	(.525)
49)	G. Fix	9	(.895)
	D. Megiveron	4	(.707)
	LOSERS (65th-81st)		
50)	B. Hashimoto	9	(.803)
	T. Banks	7	(.836)
51)	L. Nelson	9	(.792)
	I. Lopez	7	(.700)
52)	W. Crane	9	(.844)
	M. Ives	6	(.781)
53)	W. Costanzo	9	(.784)
	M. Stephens	2	(.641)
54)	R. Futternick	9	(.860)
	T. Osborne	6	(.818)
55)	C. Hauser	9	(.759)
	R. Dobosenski	7	(.798)
56)	H. Platis	9	(.663)
	J. Masterman	5	(.642)
57)	A. Romero	9	(.767)
	J. Stadler	8	(.744)
58)	J. Rogers	9	(.803)
	P. Lhotka	6	(.677)
59)	D. Nordquist	9	(.785)
	J. Galloway	4	(.600)
60)	M. Zuglan	9	(.804)
	J. Chappel	7	(.734)
61)	K. Davenport	9	(.893)
	S. Brown	3	(.708)
62)	J. Johnson	9	(.795)
	D. Hulse	8	(.843)
63)	T. Padgett	9	(.806)
	T. Kwong	7	(.667)
64)	L. Roberts	9	(.829)
	B. Eden	1	(.421)
65)	R. Martin	9	(.943)
	D. Louie	7	(.837)
66)	L. Butera	9	(.938)
	D. West	3	(.800)
	LOSERS (49th-64th)		
67)	D. Megiveron	9	(.847)
	B. Hashimoto	8	(.797)
68)	W. Crane	9	(.752)
	L. Nelson	8	(.737)
69)	W. Costanzo	9	(.890)
	B. Incardona	3	(.705)
70)	R. Futternick	9	(.849)
	J. Flowers	2	(.500)
71)	S. Chandler	9	(.659)
	C. Hauser	7	(.621)
72)	D. Rhodes	9	(.759)
	H. Platis	5	(.721)
73)	A. Romero	9	(.885)
	R. White	2	(.652)
74)	J. Balukas	9	(.793)
	J. Rogers	4	(.706)
75)	S. Graves	9	(.885)
	D. Nordquist	3	(.781)
76)	M. Zuglan	9	(.848)
	R. Kearney	3	(.680)
77)	K. Davenport	9	(.893)
	G. Hutchings	2	(.629)
78)	J. Johnson	9	(.852)
	D. Kuykendall	5	(.700)
79)	C. MacDonald	9	(.823)
	T. Padgett	6	(.753)
80)	K. McCready	9	(.925)
	L. Roberts	1	(.571)
81)	R. Martin	9	(.918)
	M. Poppke	2	(.556)
82)	L. Butera	9	(.864)
	M. Wilson	8	(.817)
	WINNERS' BRACKET		
83)	G. Lutman	9	(.815)
	S. Shaw	7	(.820)
84)	A. Hopkins	9	(.828)
	S. Kitto	7	(.818)
85)	D. Howard	9	(.837)
	T. Ito	3	(.595)
86)	I. Paez	9	(.833)
	D. Nottingham	6	(.785)
87)	M. LeBron	9	(.880)
	J. Reid	3	(.733)
88)	H. Vickery	9	(.898)
	D. D'Imperio	1	(.706)
89)	J. Harris	9	(.839)
	T. Karabotsos	7	(.788)
90)	J. Carter	9	(.827)
	J. Bryant	4	(.725)
91)	E. Strickland	9	(.952)
	M. Zimmerman	3	(.800)
92)	E. Dominguez	9	(.816)
	A. Rivera	5	(.695)
93)	M. Sigel	9	(.877)
	R. Rosas	8	(.789)
94)	J. Parica	9	(.933)
	B. Hall	6	(.870)
95)	N. Varner	9	(.900)
	Winchenbaugh	0	(.600)
96)	D. Medina	9	(.929)
	P. Brienza	5	(.846)
97)	D. Bollman	9	(.871)
	B. Mielke	6	(.770)
98)	G. Fix	9	(.887)
	J. Swanson	7	(.780)
	LOSERS (33rd-48th)		
99)	J. Reid	9	(.972)
	D. Megiveron	1	(.667)
100)	W. Crane	9	(.773)
	D. D'Imperio	7	(.736)
101)	W. Costanzo	9	(.960)
	T. Karabotsos	1	(.529)

(continued on page 16)

Leonard Bludworth 713-943-1615

cue repairs by

The Pro Shop

1401 Redford Rd., 2005-B, Houston, TX 77034

A Huebler custom cue

will be made exactly to your specs,
will be shipped within 60 days,
will improve your game,
will hit balls perfectly,
and will probably save you money.

That's all.

Call or write Huebler Industries,
P.O. Box 514, Linn, Missouri 65051
(314) 897-3692

Total Performance Average (TPA)
SANDS REGENT Rankings

#	NAME	TPA	#	NAME	TPA	#	NAME	TPA
1.	Nick Varner	.911	28.	Dave Bollman	.821	55.	Brian Hashimoto	.754
2.	Mike Sigel	.902	29.	Mark Wilson	.820	56.	Jim Stadler	.754
3.	Danny Medina	.893	30.	Jean Balukas	.819	57.	Tom Karabotsos	.753
4.	Allen Hopkins	.888	31.	Ernesto Dominguez	.818	58.	Terry Osborne	.747
5.	Earl Strickland	.883	32.	Bill Mielke	.816	59.	Dan Kuykendall	.747
6.	Buddy Hall	.883	33.	Keith McCready	.812	60.	Larry Nelson	.741
7.	Kim Davenport	.883	34.	Dan D'Imperio	.810	61.	JM Flowers	.740
8.	Jose Parica	.876	35.	Al Romero	.808	62.	John Bryant	.737
9.	Greg Fix	.872	36.	Scott Kitto	.808	63.	Arturo Rivera	.733
10.	Roy Futternick	.871	37.	Ismael Paez	.805	64.	Gary Hutchings	.730
11.	Lou Butera	.868	38.	Dick Megiveron	.805	65.	Isaac Lopez	.729
12.	Jimmy Reid	.866	39.	Louie Roberts	.798	66.	Rick White	.729
13.	David Howard	.864	40.	Jay Swanson	.796	67.	Jerry Chappel	.724
14.	Ron Rosas	.861	41.	Dan Louie	.795	68.	Pete Lhotka	.717
15.	Jeff Carter	.853	42.	David Nottingham	.795	69.	Scott Brown	.717
16.	Howard Vickery	.847	43.	David Rhodes	.788	70.	Jimmy Rogers	.715
17.	Mike LeBron	.846	44.	Jerry Johnson	.782	71.	Harry Platis	.714
18.	Warren Costanzo	.845	45.	Ron Dobosenski	.780	72.	Craig Hauser	.699
19.	Ray Martin	.842	46.	Al Winchenbaugh	.779	73.	Ted Ito	.698
20.	Paul Brienza	.838	47.	Tim Padgett	.779	74.	Mike Stephens	.686
21.	Steve Shaw	.834	48.	Wade Crane	.773	75.	Tim Kwong	.672
22.	Mike Zimmerman	.828	49.	Tony Banks	.772	76.	Roger Kearney	.669
23.	Chris MacDonald	.827	50.	Billy Graves	.768	77.	Scott Chandler	.642
24.	Mike Zuglan	.827	51.	Gary Lutman	.763	78.	Jim Masterman	.623
25.	Jr. Harris	.826	52.	Bill Incardona	.763	79.	John Galloway	.611
26.	Dallas West	.826	53.	Darrell Nordquist	.759	80.	Mike Poppke	.557
27.	Dee Hulse	.823	54.	Mike Ives	.755	81.	Barry Eden	.523

ACCU-FACT

At the Sands Regent, talented Dave Bollman was forced to rack for eighteen racks in a row!

.900 Club

For the 1986 season, six major tournaments and 213 different players have been "Accu-Statted." The 170 TPA's of .900 were shared by fifty of the top players. Allen Hopkins shot the only 1.000. The year-ending list of players with a minimum of five .900's follow:

Allen Hopkins.....	15
Mike Sigel.....	14
Efren Reyes.....	10
Jose Parica.....	10
Earl Strickland.....	10
Nick Varner.....	9
Buddy Hall.....	8
Danny Medina.....	7
Dave Bollman.....	6
David Howard.....	6

Mali Billiard Cues made in the U.S.A.

Two-piece billiard cues with the features and quality found only in other cues costing much, much more.

Write or call for brochures and information

The Henry W.T. Mali & Co. Inc.
257 Park Ave. South
New York, N.Y., 10010, U.S.A.

Phone: (212) 475-4960
Toll Free: (800) 223-6468
TWX: (710) 581-5522

Just Part Of The
JOBA TRADING
Line-Up Of Top Quality Products

Granito

GRANITO A - now officially recognized by the UMB

GRANITO TOURNAMENT 2000 - used in many of the major sanctioned pool tournaments

GRANITO POOL - new blend now available 83% wool - 17% nylon

ARAMITH

PBA's Choice
the RED CIRCLE Cue Ball
officially recognized as
the ball to use.
also: Super Aramith Deluxe
61.5 mm. The best
3-cushion ball
available

SØREN SØGÅRD

Used in the 1986
World 3-Cushion Championship.
Watch for the
finest pool tables ever built.
The official table
at the 1987 Classic Cup VI

P.O. Box 48183 Niles, IL 60648
Phone: (312) 545-2474

Call or Write Today:

Name: _____

Address: _____

City _____ St: ____ Zip: _____

Phone: _____

Interested in:

☐ Granito ☐ Soren Sogard

☐ Aramith ☐ Other Joba Products

Performance Rankings

TOTAL PERFORMANCE

#	NAME	GAMES	BALLS MADE	ERRORS	TPA
1.	Nick Varner	67	348	34	.911
2.	Mike Sigel	122	568	62	.902
3.	Danny Medina	83	418	50	.893
4.	Allen Hopkins	130	644	81	.888
5.	Earl Strickland	91	447	59	.883
6.	Buddy Hall	59	234	31	.883
7.	Kim Davenport	107	558	74	.883
8.	Jose Parica	94	466	66	.876
9.	Greg Fix	70	327	48	.872
10.	Roy Futternick	69	343	51	.871

(Sands Regent II Average = .813)

KICK PERFORMANCE

(MINIMUM KICKS = 15)

#	NAME	GAMES	KICKS	GOOD	KPA
1.	Steve Shaw	74	26	25	.962
2.	David Howard	113	20	19	.950
3.	Jimmy Reid	77	15	14	.933
4.	Ismael Paez	59	22	20	.909
5.	Ray Martin	57	22	20	.909
6.	Jay Swanson	39	18	16	.889
7.	Gary Lutman	58	18	16	.889
8.	Jose Parica	94	24	21	.875
9.	Scott Kitto	91	22	19	.864
10.	Larry Nelson	49	22	19	.864

(Sands Regent II Average = .801)

BREAK PERFORMANCE

(MINIMUM BREAKS = 20)

#	NAME	GAMES	BREAK BALL MADE SHOTS	BREAK BALL MADE W/O SCR.	BPA
1.	Ismael Paez	59	29	23	.793
2.	David Howard	113	68	49	.721
3.	Chris MacDonald	60	32	23	.719
4.	David Nottingham	45	21	15	.714
5.	Jr. Harris	80	41	29	.707
6.	Kim Davenport	107	68	48	.706
7.	Mike Sigel	122	67	47	.701
8.	Danny Medina	83	48	33	.688
9.	Scott Kitto	91	47	32	.681
10.	Wade Crane	73	34	23	.676

(Sands Regent II Average = .582)

RUN OUT OPPORTUNITIES

#	NAME	OPPOR-TUNITIES	RUN OUTS	PCT.
1.	Mike Sigel	59	46	76.0
2.	Nick Varner	54	41	75.9
3.	Buddy Hall	41	31	75.6
4.	Danny Medina	65	48	73.8
5.	Paul Brienza	23	16	69.6
6.	Ron Rosas	118	82	69.5
7.	Kim Davenport	98	68	69.4
8.	Allen Hopkins	114	79	69.3
9.	Earl Strickland	77	53	68.8
10.	Jose Parica	83	56	67.5

(Sands Regent II Average = 53.9)

MISSES

(PER 100 BALLS POCKETED)

#	NAME	BALLS MADE	SHOTS MISSED	AVG
1.	Nick Varner	348	8	2.3
2.	Mike Sigel	568	21	3.7
3.	Allen Hopkins	644	24	3.7
4.	Earl Strickland	447	19	4.3
5.	Greg Fix	327	14	4.3
6.	Mike LeBron	341	15	4.4
7.	David Howard	541	24	4.4
8.	Kim Davenport	558	29	5.2
9.	Jimmy Reid	309	17	5.5
10.	Danny Medina	418	26	6.2

(Sands Regent II Average = 10.4)

POSITION ERRORS

(PER 100 BALLS POCKETED)

#	NAME	BALLS MADE	POSITION ERRORS	AVG
1.	Danny Medina	418	8	1.9
2.	Lou Butera	256	6	2.3
3.	Buddy Hall	234	6	2.6
4.	Mike Sigel	568	17	3.0
5.	Nick Varner	348	11	3.2
6.	Allen Hopkins	644	27	4.2
7.	Kim Davenport	558	24	4.3
8.	Jose Parica	466	22	4.7
9.	Ron Rosas	597	29	4.9
10.	Greg Fix	327	16	4.9

(Sands Regent II Average = 7.5)

Sands Regent Averages

Ball made on the break: 63.3%
Nine ball made on the break: 3.4%
Scratch on the break: 9.6%

Scratch while going for position: 1.3%
Run out from the break: 19.8%
Run out after making ball on the break: 33.9%

McMAGIC!

THE WINNING COMBINATION OF YOUR ABILITY & McDERMOTT QUALITY!

McMagic is a reflection of Jim McDermott's years of wizardry in the billiard industry. His magical formula has produced a cue with unexcelled beauty, performance, durability and value.

OUR MAGICAL FORMULA CONSISTS OF:

- ★ 26 models to choose from, with a price range to fit any budget.
- ★ Wood to wood joint, for a solid hit and feel, like a one-piece cue.
- ★ Finest and most durable finish in the billiard industry.
- ★ Choice of wraps — nylon, Irish linen, cork, or calf skin leather.
- ★ Many options are available to meet your personal preferences.
- ★ Fibre ferrule — hits like ivory, but does not crack or chip.
- ★ Choose from 5 different stains at no extra charge.
- ★ You specify the weight and shaft diameter on each cue you order.

100% American Made

GET McMAGIC FROM A McDERMOTT DEALER NEAR YOU!

VALLEY 8-BALL LEAGUE ASSOCIATION MEMBER

W186 N7137 MARCY ROAD
MENOMONEE FALLS, WI 53051-4998
PHONE 414/251-4090

FLOW C

Below is the double elimination flow chart for the **Sands Regent** II. The **bold** center line separates the winners' bracket from the losers' bracket. The names bordering the center line represent the results of the first

Allen Hopkins
3rd

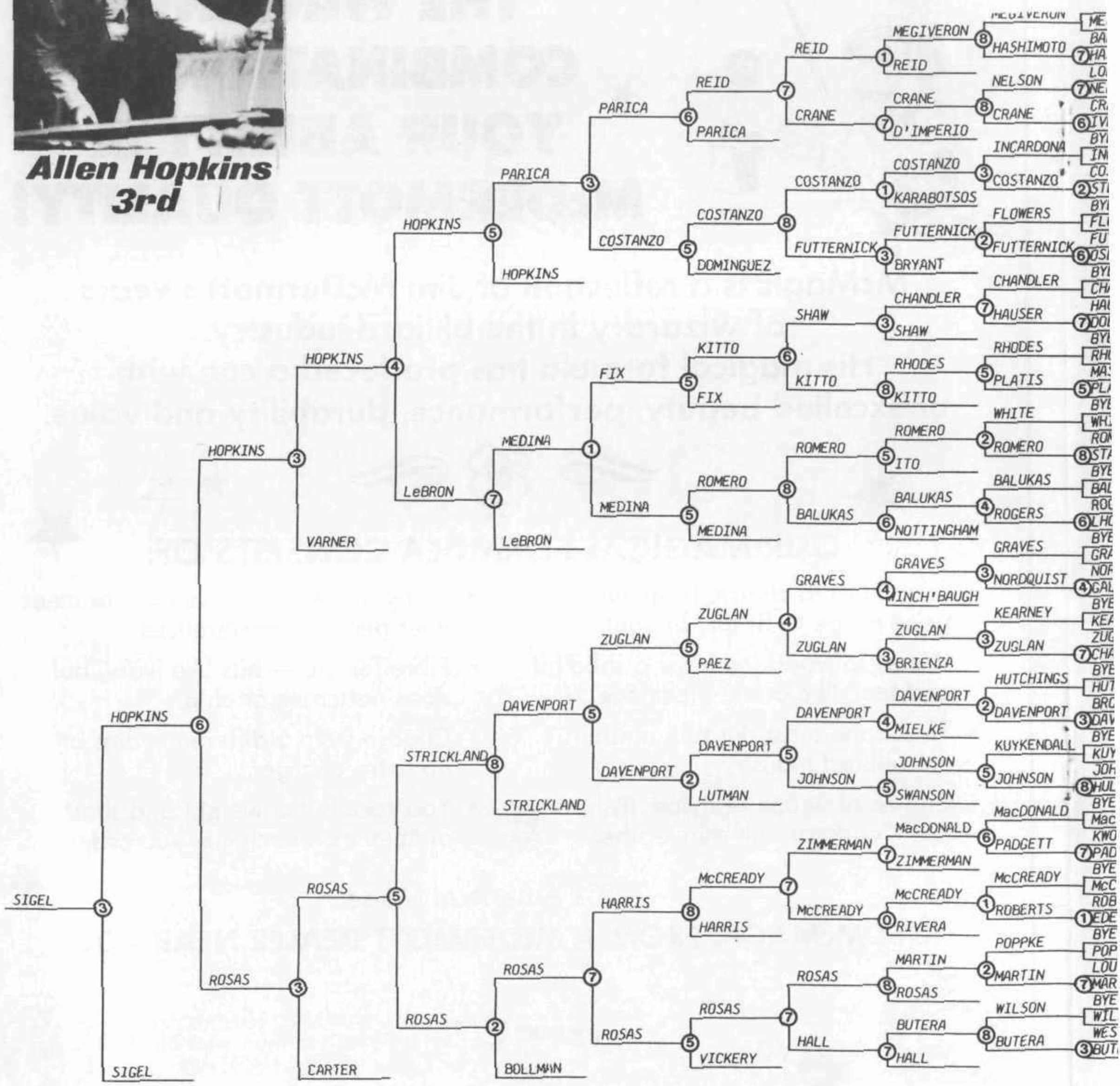

W CHART

round of play. The small numbers throughout the chart represent the loser's score for that session. For example, Shaw defeated Banks 9-7, then defeated Wilson 9-8, and so on.

David Howard 2nd



Photos by BILLIE BILLING

The 1986 9-Ball Yearbook

The Official Records of over 600 Players!

(see next page)

ACCU-STATS
204 Eagle Rock Avenue
Roseland, New Jersey 07068
(201)838-7089

Vol. 2, No. 6 - Sands Regent

Publisher-Editor	Patrick Fleming
Circulation Manager	Fran McKee
Field Coordinator	Dennis McGimpsey
Scorekeepers	Wes Bailey
	Glynn Biles
	Ron Campbell
	Ken Cavener
	Richard Felix
	Ford
	Steve Goff
	John Galloway
	Sina Mohammadi
	Jerry Shaw
	Joe Spinalli
	Deb Tracy
	Tony White

Sands Regent Tournament Staff:

Host Site	The Sands Regent Hotel
Co-Promoters	Gene Stary
	Mickey Peel
Tournament Director	Doug Klisch
Asst. Director	Geri Klisch
Flow Chart Manager	Hank Pericle
Flow Chart Assistant	Scott MacLeod
Public Relations	Barbara Woodward

Copyright © 1987, by Accu-Stats. All rights reserved. Except as permitted under the United States Copyright Act of 1976, no part of this publication may be reproduced in any form or by any means, without the written permission of the publisher.

See page 15 for our ad rates.

1986 Yearbook

Once again, a bona fide yearbook showing the statistical results of its professional players is now available. Listed are the records of the 602 players who have participated in the twelve major 9-ball tournaments of 1986. The 9-ball yearbook, called "The Wire" is housed in a three ring D-binder and is packed with over 400 pages of information.

1. **TOURNAMENT RESULTS** - Displays results of every major 9-ball tournament listing names, money winnings, won/lost record, and columns showing how each player placed in each tournament. It's similar to page 19 of this issue. (approx. 20 pages)
2. **LINE HISTORY REPORTS** - A record of each player, listed alphabetically, showing the results of each session played. Each line includes date, opponent, event, score, break avg., kick avg., TPA, and opponent's TPA. (approx. 375 pages)
3. **PERFORMANCE AVERAGES** - Displays thirteen statistical categories ranking the top 100 players in each category. (approx. 26 pages)
4. **SESSIONS - WON/LOST** - This section sorts players according to their won/lost record. (approx. 10 pages)
5. **WOMEN'S STATS** - Displays major tournament results in money winning order, alphabetical order, and won/lost record order. (approx. 7 pages)
6. **1985 RESULTS** - Displayed the same as section 1, with complete results of the 361 tournament players of 1985. (approx. 15 pages)
7. **SCORESHEETS** - Accu-Stats scoresheets and instructions. (approx. 7 pages)

This one-of-a-kind volume is just $99.00 and is only available through Accu-Stats. To order, send check, money order, Master Card, or Visa to: Accu-Stats, 204 Eagle Rock Avenue, Roseland, NJ 07068.

Subscription Form

YES!! Enter my name as an Accu-Stats subscriber

SUBSCRIPTION RATE: One Year For Only $15.00

Card #_____ Exp. Date_____
Signature_____
Name_____
Address_____
City_____ State_____ Zip_____

Check - m/o ☐
Master Card ☐
Visa ☐

"We'll Sweat Your Match" Shirts Collared (white) $19.50 ☐
Please specify quantity____ and size____ s,m,l,xl

Accu-Stats 204 Eagle Rock Avenue • Roseland, New Jersey 07068 201-838-7089

"We'll Sweat Your Match" Shirts

(See Coupon)

Monroe Brock to be Remembered

On January 16, 1987, Monroe Brock passed away. He was a great supporter and lover of our game. We will miss him.

What's Next?

The next Accu-Stats issue will feature Bob Opsahl's **Rak'm up Classic** staged at the Sheraton Inn in Columbia, South Carolina. Bob is an architect by trade and designed the hotel. The event takes place February 2-7, 1987 and features both a men's and women's division. The entry fees are $275 for the men and $200 for the women with $10,000 being added to the men's division and $2,000 to the women's. Full fields of sixty-four and sixteen are expected. Play will begin on February 2 for the men and February 5 for the women.

Prizes will be awarded on a daily basis for the highest TPA. Also, specialty contests will test the skills of the pros in different areas such as spot shots, kicks, breaks, run outs, and trick shots. Prizes will be awarded for each category.

Accu-Stats will be there to keep statistical records on all of the matches.

Sigel

(continued from page 3)

televise the last four matches. They are available on video tape for those interested in seeing the best at their best. See ad for information.

Tournament director Doug Klisch was as usual, a gem as master of ceremonies. His wife Geri ably supervised the referee staff which incidentally kept all of the Accu-Stats used for this issue. Mickey Peel, owner of Keystone Cue & Cushion, provided eight Brunswick Gold Crown III's which in turn provided excellent play.

The pro event was preceded by Gene Stary's popular USPPA Pro-Am. That event, true to form, drew 121 contestants, more players than the main event. The $3,000 added and the $60 entry fees produced a purse of over $10,000! The top twelve finishers follow:

	NAME	PRIZE		NAME	PRIZE
1st	Jose Parica	$2,000	7th-8th		
2nd	Danny D'Imperio	1,260		Frank Konrath, Jr	370
3rd	Melvin Sharp	1,000		Greg Fix	370
4th	Tony Martino	700	9th-12th		
5th-6th				Jeff Carter	250
	Rudy Jerez	500		Jerry Kelly	250
	Darrell Nordquist	500		Rick Thomas	250
				Ron Campbell	250

FOR SALE

Gold Crown Billiard Table: $1,000
9' National Pocket Table: $700
(201)838-2754

ACCU-STATS Advertising Rates

SIZE	Open Rate	2-3 Issues	4-6 Issues	7-12 Issues
FULL PAGE	$200.00	$175.00	$150.00	$125.00
HALF PAGE	120.00	105.00	90.00	75.00
QUARTER PAGE	70.00	61.25	52.50	43.75
BUSINESS CARD	40.00	35.00	30.00	25.00

PAUL MOTTEY

MOTTEY CUSTOM CUES

2852 Broadway Avenue
Pittsburgh, Pa. 15216
(412) 531-3500

GOLDEN WEST PROMOTIONS

Promotion and Direction of Pocket Billiard Tournaments
A Subsidiary of Green Acres Billiards

SCOTT MACLEOD
(702) 359-8062

ROCKY KEPPEL
(702) 851-POOL
KENT BUCHANAN
(702) 826-9188

Balukas Overpowers Kenniston for WPBA Championship

SANDUSKY, OH (11/28-30/86) - The Womens Professional Billiard Association assembled in Sandusky, Ohio for the **8th Annual WPBA National Championship.** The race to eleven, double elimination event was hosted by the Sandusky Sheraton Inn and treated each of the sixteen contestants to a complementary room.

Promoters Dan Kromer and Stan Moon added $2,260 to the entry fees for a purse of $5,575. Joe Kerr of Joker Promotions was enlisted as tournament director.

Jean Balukas, the pre-tournament favorite went undefeated to capture her fifth title this year in as many attempts. Mary Kenniston finished in the runner up spot once again. In races to eleven, Balukas defeated Kelly Simpson (4), Ewa Mataya (10), Jean Vaillencourt (4), and Mary Kenniston twice (9) and (5).

	NAME	PRIZE		NAME	PRIZE
1st	Jean Balukas	$1,850	5th-6th		
2nd	Mary Kenniston	1,350		Jean Vaillencourt	400
3rd	Belinda Beardon	1,100		Ewa Mataya	400
4th	Loree Jon Jones	875			

Scores

(continued from page 4)

102)	R. Futternick	9 (.867)	107)	B. Graves	9 (.813)
	J. Bryant	3 (.610)		Winchenbaugh	4 (.759)
103)	S. Shaw	9 (.889)	108)	M. Zuglan	9 (.887)
	S. Chandler	3 (.682)		P. Brienza	3 (.830)
104)	S. Kitto	9 (.800)	109)	K. Davenport	9 (.920)
	D. Rhodes	8 (.816)		B. Mielke	4 (.759)
105)	A. Romero	9 (.815)	110)	J. Johnson	9 (.821)
	T. Ito	5 (.776)		J. Swanson	5 (.659)
106)	J. Balukas	9 (.859)	111)	M. Zimmerman	9 (.757)
	D. Nottingham	6 (.773)		C. MacDonald	7 (.758)

(continued on page 17)

The Ultimate Trick Shot Tape
by Willie Jopling

- **60 Balls in 20 Shots**
  A table is loaded with 4 racks of balls
- **60 Shots in 60 Minutes**
  A unique exhibition in four parts
- **20 Original Trick Shots**
  How some of the shots were contrived
- **20 Forced Q Ball Curves**
  Some of these shots will amaze you
- **50 One Pocket Shots**
  10 Kicks 10 Kisses 10 Banks
  10 Safeties 10 Outs
- **10 Trick Bank Shots**

ALL THIS AND MORE ON ONE TAPE
OVER 200 SHOTS FOR ONLY
SEND CHECK OR MONEY ORDER **$49.95** INCLUDES POSTAGE AND HANDLING
WILLIE JOPLING TAPE
P.O. Box 2215 · Lynchburg, VA 24501
■ VHS ■ BETA

Presenting the J-Ef-Q Case. A case of distinctive design to accomodate your needs and protect your cue stick.

Constructed of 100% leather and brass hardware outside, and lined rigid tubing inside to protect the finish of your stick. Plus a long shoulder strap that folds neatly when not in use.

With normal use and a little T-L-C your case will last a long time and serve you well.

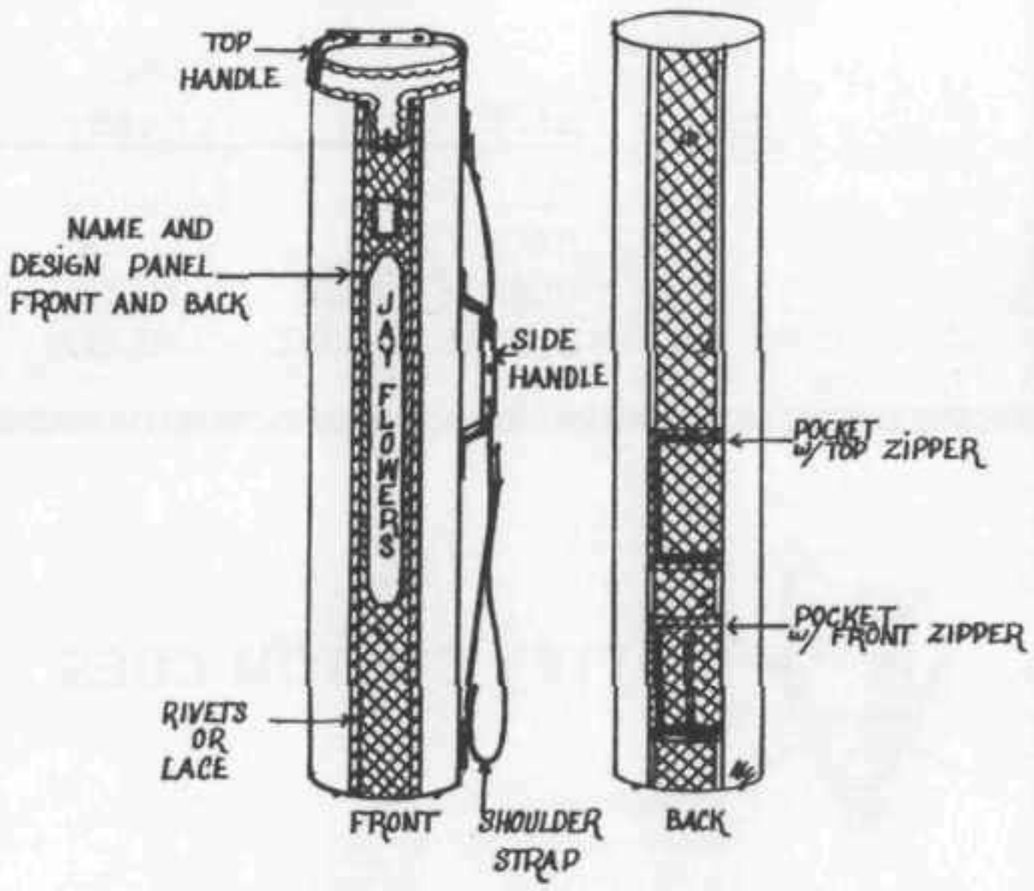

2014 Phyllis Place, Tampa, Florida 33619
813-623-6004

Reno

Scores

(continued from page 16)

#	Name	Score	Avg.
112)	K. McCready	9	(.865)
	A. Rivera	0	(.514)
113)	R. Rosas	9	(.859)
	R. Martin	8	(.805)
114)	B. Hall	9	(.931)
	L. Butera	7	(.887)
	LOSERS (25th-32nd)		
115)	J. Reid	9	(.914)
	W. Crane	7	(.757)
116)	W. Costanzo	9	(.885)
	R. Futternick	8	(.904)
117)	S. Kitto	9	(.800)
	S. Shaw	6	(.745)
118)	A. Romero	9	(.840)
	J. Balukas	8	(.825)
119)	M. Zuglan	9	(.824)
	S. Graves	4	(.673)
120)	K. Davenport	9	(.854)
	J. Johnson	5	(.737)
121)	K. McCready	9	(.746)
	M. Zimmerman	7	(.821)
122)	R. Rosas	9	(.833)
	B. Hall	7	(.831)
	WINNERS' BRACKET		
123)	A. Hopkins	9	(.856)
	G. Lutman	6	(.744)
124)	D. Howard	9	(.887)
	I. Paez	6	(.846)
125)	M. LeBron	9	(.900)
	H. Vickery	6	(.864)
126)	J. Carter	9	(.840)
	J. Harris	8	(.870)
127)	E. Strickland	9	(.914)
	E. Dominguez	5	(.861)
128)	M. Sigel	9	(.922)
	J. Parica	7	(.838)
129)	N. Varner	9	(.880)
	D. Medina	7	(.865)
130)	D. Bollman	9	(.857)
	G. Fix	7	(.841)
	LOSERS (17th-24th)		
131)	J. Parica	9	(.879)
	J. Reid	6	(.750)
132)	W. Costanzo	9	(.815)
	E. Dominguez	5	(.779)
133)	G. Fix	9	(.900)
	S. Kitto	5	(.810)
134)	D. Medina	9	(.908)
	A. Romero	5	(.795)
135)	M. Zuglan	9	(.849)
	I. Paez	5	(.727)
136)	K. Davenport	9	(.898)
	G. Lutman	2	(.629)
137)	J. Harris	9	(.776)
	K. McCready	8	(.782)
138)	R. Rosas	9	(.840)
	H. Vickery	5	(.704)
	LOSERS (13th-16th)		
139)	J. Parica	9	(.864)
	W. Costanzo	3	(.708)
140)	D. Medina	9	(.944)
	G. Fix	1	(.667)
141)	K. Davenport	9	(.900)
	M. Zuglan	5	(.849)
142)	R. Rosas	9	(.897)
	J. Harris	7	(.836)
	WINNERS' BRACKET		
143)	D. Howard	9	(.875)
	A. Hopkins	5	(.860)
144)	J. Carter	9	(.869)
	M. LeBron	8	(.833)
145)	M. Sigel	9	(.867)
	E. Strickland	4	(.706)
146)	N. Varner	9	(.975)
	D. Bollman	0	(.167)
	LOSERS (9th-12th)		
147)	A. Hopkins	9	(.900)
	J. Parica	5	(.889)
148)	M. LeBron	9	(.879)
	D. Medina	7	(.810)
149)	E. Strickland	9	(.875)
	K. Davenport	8	(.814)
150)	R. Rosas	9	(.896)
	D. Bollman	2	(.629)
	LOSERS (7th-8th)		
151)	A. Hopkins	9	(.880)
	M. LeBron	4	(.707)
152)	R. Rosas	9	(.873)
	E. Strickland	5	(.826)
	WINNERS' BRACKET		
153)	D. Howard	9	(.931)
	J. Carter	6	(.896)
154)	M. Sigel	9	(.976)
	N. Varner	2	(.810)
	LOSERS (5th-6th)		
155)	A. Hopkins	9	(.940)
	N. Varner	3	(.829)
156)	R. Rosas	9	(.865)
	J. Carter	3	(.720)
	LOSER (4th)		
157)	A. Hopkins	9	(.920)
	R. Rosas	6	(.911)
	WINNERS' BRACKET		
158)	D. Howard	9	(.935)
	M. Sigel	1	(.714)
	LOSER (3rd)		
159)	M. Sigel	9	(.939)
	A. Hopkins	3	(.767)
	FINALS		
160)	M. Sigel	9	(.894)
	D. Howard	7	(.803)
161)	M. Sigel	9	(.817)
	D. Howard	6	(.838)

Notable Matches

(continued from page 3)

Sigel won the next four racks and Rosas the next two. Score 8-8. During the final rack Rosas missed a makeable five ball in the side and lost 8-9.

Al Winchenbaugh (.600) had only three chances to even pocket a ball as **Nick Varner** (.900) dominated the match to a 9-0 victory.

Jay Swanson (.780) never stood much of a chance after taking the lead 7-2 over **Greg Fix** (.887). Fix won the next seven racks to win 9-7.

Just like several matches before him, **Jimmy Reid** (.972) never missed a ball as he defeated **Dick Megiveron** (.667) 9-1 in a near perfect match.

Roy Futternick (.904) shot the highest TPA while losing. An unanticipated scratch in the side pocket during the last rack cost him dearly as he lost to **Warren Costanzo** (.885) 8-9.

Mike Sigel (.922) had nine opportunities to run out during this session. He ran out each time. In his zero-miss victory, he outpointed **Jose Parica** (.838) 9-7.

Dave Bollman (.167) managed to pocket one ball during the drubbing given to him by **Nick Varner** (.976). Varner shot 1.000 for the last 7 racks of his 9-0 win.

Mike Sigel (.976) shot the best match of the tournament as he broke and ran out five racks in a row, ran 53 balls in rotation, and handcuffed **Nick Varner** (.810) 9-2.

In the best match played by both players, **Allen Hopkins** (.920) closed out **Ron Rosas** (.911) 9-6.

David Howard (.935) scratched on the break three times but did everything else right thus serving **Mike Sigel** his only loss while winning 9-1.

After a slow start and down 2-7, **Mike Sigel** (.894) struggled to win two more games against **David Howard** (.803). Yet after Howard missed a bank, Sigel ran the next forty-three balls and out to win 9-7.

SHOWCASE BILLIARDS

CUSTOM CUE REPAIR SERVICE

(Repair any cue)

Custom Made
2 pc. Hustler Cue:
MADE TO YOUR SPECS
$100.00

(303) 457-2501
"Over 15 years experience"
ALL WORK GUARANTEED
Clay Etheridge
Robert Fekete

1028 W. 104th Ave.
Northglenn, Colo. 80234

Sigel & Balukas So What's New?

ATLANTIC CITY, NJ (12/14-19/86) - As if Mike Sigel and Jean Balukas haven't won enough tournaments already this year, they capped off their best year ever with the largest prizes in 9-ball history. Sigel was presented with $40,000 in cold cash as Balukas was treated with $10,000. Not bad for a week's work.

Jack Johnston, VP of Casino Operations apparently had the right formula for attracting players. A $100 entry fee and $50,000 in added prize money drew nearly 400 players to compete in the double elimination event. Tournament director Bill Staton enlisted Pat Fleming as co-director to coordinate the schedule and to keep the flow of matches. There was non-stop play from 9-5, 9AM til 5AM that is! Twenty Gandy tables were required so as to eliminate all but nine players for the last two days. ESPN was there to tape the last two day's action. To accomodate the TV media, a forty second clock was used to keep the game moving at a normal pace. A ten second warning was given when neccessary.

After losing his third match to Jose Parica 7-9, Mike Sigel trudged through the losers' bracket of the 356 player field. In fact, the day before the TV matches, Sigel played for twenty hours straight! He posted a 15-1 tournament record. He defeated Steven Brown, Howard Barrett, Mike Serber, Ron Durante, Louie Roberts, Ed Sheahan, Jay Swanson, Sammy Guzman, George Michaels, Gary Nolan, Dave Faver, Danny Medina, Jose Parica, Jose Garcia and finally Nick Varner. The final match against Nick Varner was unique in that the "instant replay" was utilized to help make a decision. It actually did not have an effect on the call though because of the wrong camera angle.

Jean Balukas had her easiest time yet never being threatened as she breezed undefeated (6-0) through the thirty-seven women field. She defeated Judy Meng, Sherry Sampson, Kelly Simpson, Linda Haywood, Susan Bishop, and Fran Crimi. Crimi played a steady game all week despite a two year layoff from tournament play.

Another event is planned for 1987. The in-the-money results follow:

1st	Mike Sigel	$40,000.00
2nd	Nick Varner	6,258.00
3rd	Jose Garcia	4,590.00
4th	Jose Parica	3,060.00
5th-6th		
	Danny Medina	2,086.00
	Larry Hubbart	2,086.00
7th-8th		
	Dave Favor	1,391.00
	Mike Zuglan	1,391.00
9th-12th		
	Gary Nolan	1,043.00
	Dave Bollman	1,043.00
	David Carver	1,043.00
	Joe Cataldi	1,043.00
13th-16th		
	George Michaels	696.00
	Buddy Hall	696.00
	David Howard	696.00
	Howard Vickery	696.00
17th-24th		
	Jim Rempe	557.00
	Sammy Guzman	557.00
	Tony Ellin	557.00
	Jack Stenner	557.00
	Burton Dreisch	557.00
	Ed Hodan	557.00
	Steve Mizerak	557.00
	Chris MacDonald	557.00
25th-32nd		
	Guido Orlandi	418.00
	Jay Swanson	418.00
	Mark Edwards	418.00
	Tom Brown	418.00
	David Daya	418.00
	Gaston LeBlanc	418.00
	Michael Staubes	418.00
	Scott Kitto	418.00

1st	Jean Balukas	$10,000.00
2nd	Fran Crimi	1,400.00
3rd	Susan Bishop	640.00
4th	Linda Haywood	500.00
5th-6th		
	Ewa Mataya	300.00
	Dorrena Warren	300.00
7th-8th		
	Gerri Titcomb	230.00
	Laura Smith	230.00

1986 Major Tournament Results

(MINIMUM WINNINGS = $2,500.00)

*** YEAR ENDING TOTALS ***

Name	Events	In Money	YTD$ Winnings	Sessions Won-Lost	LEX'TON	AURORA A.C. I	TOLEDO RENO I	MOLINE ANAHEIM	B.C. NORFOLK	CHAR NC RENO II	A.C. II
Sigel, Mike	8	8	73630.00	56 - 8	.	.	49-64	1	9-12	1	.	1	4	.	1	1
Rempe, Jim	5	3	36557.00	19 - 8	.	.	1	.	.	.	.	49-58	25-32	5-6	.	17-24
Reyes, Efren	5	5	27642.00	32 - 8	3	5-6	2	7-8	1	.	.	.	.	.	.	.
Varner, Nick	11	10	26955.00	55 - 21	2	13-16	4	.	5-6	33-48	7-9	5-6	3	5-6	5-6	2
Howard, David	9	9	23145.00	49 - 16	4	9-12	49-64	.	17-24	.	2	.	1	4	2	13-16
Hopkins, Allen	10	9	20204.00	52 - 20	5-6	3	33-48	13-16	5-6	2	.	3-4	2	.	3	65-96
Parica, Jose	10	9	19773.00	46 - 17	1	1	65-96	5-6	7-8	9-12	10-12	13-16	.	.	9-12	4
Strickland, Earl	10	5	16661.00	34 - 21	5-6	33-48	5-6	.	2	33-48	.	25-32	17-24	2	7-8	65-96
Medina, Danny	10	9	15087.40	43 - 19	13-16	4	25-32	.	25-32	17-24	1	.	13-16	7-8	9-12	5-6
LeBron, Mike	12	7	10138.00	32 - 23	25-32	13-16	17-24	17-24	9-12	17-24	13-18	2	17-24	25-32	7-8	129-192
Swanson, Jay	8	4	9704.60	27 - 16	7-8	25-32	3	.	33-48	.	49-72	.	17-24	.	33-48	25-32
Bollman, Dave	11	9	9149.80	40 - 22	9-12	2	97-128	4	33-48	7-8	.	17-24	13-16	13-16	9-12	9-12
Hall, Buddy	8	8	9039.00	35 - 14	.	9-12	17-24	.	25-32	13-16	.	.	5-6	1	25-32	13-16
Davenport, Kim	10	5	8076.00	31 - 20	33-48	25-32	5-6	2	65-80	.	37-48	33-48	33-48	13-16	9-12	.
Incardona, Bill	6	3	6694.00	21 - 12	.	33-48	33-48	.	3	3	37-48	.	.	.	49-64	.
Mizerak, Steve	7	7	6600.00	31 - 14	17-24	9-12	.	9-12	.	.	.	3-4	9-12	7-8	.	17-24
Crane, Wade	10	6	5885.00	28 - 20	33-48	25-32	49-64	7-8	.	25-32	.	5-6	33-48	3	25-32	129-192
Rosas, Ron	4	3	5500.00	21 - 8	.	.	.	.	13-16	.	4-6	.	.	.	4	49-64
Martin, Ray	7	3	5176.00	21 - 14	.	.	97-128	25-32	4	7-8	.	9-12	.	.	33-48	33-48
Garcia, Jose	1	1	4590.00	8 - 2	.	.	.	.	.	.	.	.	.	.	.	3
Hubbart, Larry	5	4	4403.00	21 - 10	25-32	17-24	49-64	.	.	.	.	7-8	.	.	.	5-6
Zuglan, Mike	4	4	4126.00	20 - 8	.	.	25-32	.	.	.	.	9-12	.	.	13-16	7-8
Vickery, Howard	10	9	3998.40	34 - 20	13-16	.	65-96	17-24	25-32	13-16	.	17-24	9-12	9-12	17-24	13-16
DiLiberto, Danny	8	4	3922.80	16 - 16	9-12	49-64	9-12	.	.	17-24	19-24	33-48	9-12	25-32	.	.
Jones, Sammy	4	3	3734.00	18 - 8	.	.	7-8	.	.	.	19-24	.	9-12	.	.	129-192
Kitto, Scott	6	5	3460.00	22 - 12	.	33-48	13-16	17-24	.	5-6	.	.	.	.	17-24	25-32
Lane, Dick	5	3	3355.00	18 - 10	17-24	49-64	13-16	.	.	4	.	.	.	.	.	97-128
McCready, Keith	6	4	3322.00	19 - 11	.	.	65-96	9-12	13-16	.	49-72	7-8	.	.	17-24	.
Hunter, Bob	7	4	2943.00	15 - 14	.	.	13-16	17-24	65-80	25-32	.	9-12	25-32	13-16	.	.
Carter, Jeff	2	2	2875.00	8 - 4	.	.	.	.	.	9-12	.	.	.	.	5-6	.
Williams, Bob	6	2	2822.80	16 - 12	9-12	49-64	9-12	.	.	.	.	.	17-24	33-39	.	33-48
Gulyassy, Mike	7	4	2817.00	17 - 14	.	.	13-16	9-12	13-16	.	.	25-32	25-32	9-12	.	129-192
Brown, Tom	3	3	2760.40	14 - 6	13-16	.	.	.	7-8	.	.	.	.	.	.	25-32
Chartier, Dave	1	1	2701.00	6 - 2	.	.	.	.	.	.	3	.	.	.	.	.
Louie, Dan	4	2	2700.00	12 - 8	.	.	.	.	9-12	.	4-6	.	.	.	65-81	193-256
Mathews, Grady	9	4	2681.00	19 - 18	25-32	25-32	49-64	49-57	49-64	17-24	.	9-12	7-8	17-24	.	.
Fusco, Pete	3	2	2636.00	11 - 6	.	.	9-12	.	.	.	.	17-24	.	.	.	129-192

ACCU-STATS
204 EAGLE ROCK AVENUE
ROSELAND, NJ 07068

Address Correction Requested

Bulk Rate
U.S. Postage
PAID
Roseland, NJ
Permit #42

YEAR ENDING TOTALS
Sessions Won-Lost

(MINIMUM SESSIONS = 20)

#	NAME	WON	LOST	PCT	#	NAME	WON	LOST	PCT
1.	Sigel, Mike	56	8	.875	22.	Swanson, Jay	27	16	.628
2.	Reyes, Efren	32	8	.800	23.	Strickland, Earl	34	21	.618
3.	Howard, David	49	16	.754	24.	Davenport, Kim	31	20	.608
4.	Parica, Jose	46	17	.730	25.	Martin, Ray	21	14	.600
5.	Rosas, Ron	21	8	.724	26.	Fix, Greg	12	8	.600
6.	Varner, Nick	55	21	.723	27.	Louie, Dan	12	8	.600
7.	Hopkins, Allen	52	20	.722	28.	Crane, Wade	28	20	.583
8.	Hall, Buddy	35	14	.714	29.	LeBron, Mike	32	23	.582
9.	Zuglan, Mike	20	8	.714	30.	Williams, Bob	16	12	.571
10.	Rempe, Jim	19	8	.704	31.	Roberts, Louie	16	12	.571
11.	Brown, Tom	14	6	.700	32.	Reid, Jim	15	12	.556
12.	Medina, Danny	43	19	.694	33.	Gulyassy, Mike	17	14	.548
13.	Jones, Sammy	18	8	.692	34.	Costanzo, Warren	14	12	.538
14.	Mizerak, Steve	31	14	.689	35.	Mataya, Jim	11	10	.524
15.	Hubbart, Larry	21	10	.677	36.	Hunter, Jim	15	14	.517
16.	Kitto, Scott	22	12	.647	37.	Mathews, Grady	19	18	.514
17.	Bollman, Dave	40	22	.645	38.	MacDonald, Chris	18	18	.500
18.	Lane, Dick	18	10	.643	39.	Harris, Jr.	12	12	.500
19.	Incardona, Bill	21	12	.636	40.	DiLiberto, Danny	16	16	.500
20.	McCready, Keith	19	11	.633	41.	Hashimoto, Brian	12	12	.500
21.	Vickery, Howard	34	20	.630	42.	Dominguez, Ernest	10	10	.500

Upcoming Major Events

Date (1987)	Event's Title	City, State	Entry	Added	Phone
Mar. 24-28	Bowling Green Open	Bowling Green, KY	$200.00	$6,000	502-782-3740
Apr. 7-12	Classic Cup VI (Men)	St. Charles, IL	$330.00	$10,000	312-893-7828
	Classic Cup VI (Women)	St. Charles, IL	$250.00	$5,000	312-893-7828
May 5-9	McDermott Masters (Men)	Davenport, IA	$250.00	$10,000	309-764-8008
	McDermott Masters (Women)	Davenport, IA	$150.00	$2,500	309-764-8008
May 19-24	Derby City 10-Ball Classic	Louisville, KY	N/A	$20,000	502-969-2060
May 26-31	Glass City Open (Men)	Toledo, OH	$300.00	$10,000	216-376-0202
	Glass City Open (Women	Toledo, OH	$200.00	$5,000	216-376-0202
June 3-7	Sands Regent Open	Reno, NV	$300.00	$20,000	800-648-3553
Aug. 29-Sep. 3	B.C. Open	Binghamton, NY	N/A	N/A	(Wait for details)
Nov. 2-7	U.S. Open	Norfolk, VA	N/A	N/A	(Wait for details)
Nov. 9-14	N.C. Fall 9-Ball Classic	Charlotte, NC	N/A	N/A	(Wait for details)
Nov. 16-21	Grand Shoot Out	Pidgeon Forge, TN	N/A	N/A	(Wait for details)
Dec. 2-6	Sands Regent Open	Reno, NV	$300.00	$20,000	800-648-3553