

ACCUS TATS

A STATISTICAL ANALYSIS OF 9-BALL POCKET BILLIARDS

(201)838-7089

Vol. 2, No. 4

Sigel Outduels Hopkins for Busch Title



Photo by BILLIE BILLING

M O L I N E - Mike Sigel bested a forty-nine player field and profited \$5,500 as he annexed yet another major 9-ball title, The 1986 Busch 9-Ball Open. In the race to eleven, double elimination event, Sigel posted a 6-0 record which reflected wins over Uzelac (3), Lane (6), Parica (5), West (9), and Hopkins twice (9) and (8). Kris Villalpando defeated Loree Jon Jones for the women's title.

THE 3rd ANNUAL BUSCH OPEN

MOLINE, ILLINOIS

July 8-12, 1986

Men:

FINAL STANDINGS

#	NAME	AVG.	PRIZE
1st	Mike Sigel	(.888)	\$5,500.00
2nd	Allen Hopkins	(.868)	3,000.00
3rd	Bill Incardona	(.831)	2,200.00
4th	Dick Lane	(.831)	1,600.00
5th-6th			
	Dallas West	(.882)	1,125.00
	Scott Kitto	(.810)	1,125.00
7th-8th			
	Dave Bollman	(.853)	900.00
	Ray Martin	(.829)	900.00
9th-12th			
	Jose Parica	(.855)	675.00
	Greg Fix	(.820)	675.00
	Jeff Carter	(.820)	675.00
	Guido Orlandi	(.795)	675.00
13th-16th			
	Buddy Hall	(.851)	300.00
	Howard Vickery	(.825)	300.00
	Louie Roberts	(.818)	300.00
	Willie Munson	(.769)	300.00
17th-24th			
	Danny Medina	(.848)	
	Mike LeBron	(.841)	
	Pat Fleming	(.823)	
	Grady Mathews	(.807)	
	Danny DiLiberto	(.784)	
	Bobby Legg	(.779)	
	Paul Baker	(.764)	
	Toby Dick	(.718)	

#	NAME	AVG.
25th-32nd		
	Wade Crane	(.835)
	Jim Mataya	(.833)
	Bob Hunter	(.833)
	Ken Cross	(.801)
	Mark Jarvis	(.785)
	Gary Hutchings	(.766)
	Terry Romine	(.754)
	Jim Schroeder	(.687)
33rd-48th		
	Nick Varner	(.821)
	Larry Schwartz	(.776)
	Eddie Carver	(.775)
	Earl Strickland	(.772)
	JM Flowers	(.766)
	Bob Opsahl	(.755)
	Tom Weidel	(.749)
	Mark Wilson	(.748)
	Dick Weaver	(.747)
	Ron Martin	(.713)
	Steve Honnens	(.697)
	Gordy Vanderveer	(.662)
	Mike Uzelac	(.660)
	Tor Lowry	(.634)
	Jim Willard	(.546)
	Ken Kingdon	(.508)
49th		
	Mike Bandy	(.781)

Sigel's Flying High

Mike Sigel may be at the top of his game . . . again. He won his second major 9-ball tournament of the year, **The 1986 Busch 9-Ball Open** and pocketed \$5,500 for his efforts.

Kris Villalpando won the ladies division and \$1,800 by defeating Loree Jon Jones in the finals (See separate article.)

The \$10,000 added event drew forty-nine men and

sixteen women and was sponsored by Busch Beer and The Midwest Pocket Billiards Association. It was co-sponsored by McDermott Cues and hosted by Miller Time Billiards.

Grady Mathews directed the event and was assisted by Scott Smith. The arena featured six Gold Crown III Brunswick tables covered with Simonis cloth

(continued on page 16)

ACCU-FACT

After a total of 237 breaks, Sigel and Hopkins never made the 9-ball on the break.

Notable Matches

Larry Schwartz (.611) won the first three games before missing an easy shot to win the fourth. He paid! From that point on, Schwartz pocketed only three balls for the rest of the set as **Wade Crane** (.921) won the next eleven racks to win 11-3.

Mark Wilson (.742) opened up with a 5-0 lead and was soon leading 7-2. During the next nine racks, Wilson missed only two shots, a combination and a bank yet failed to win another game. **Dick Lane** (.825) won nine in a row to win 11-7.

Jose Parica (.936) missed only one shot (a bank) en route to his 11-3 victory over **Terry Romine** (.795).

After a **Mike Bandy** (.771) safety and trailing 8-9, **JM Flowers** (.758) ran out to tie the score, then broke the nine ball in on the break twice in a row to close out the set 11-9!

After missing only one ball, **Pat Fleming** (.838) was on the hill and winning 10-6. But a few unforced errors turned the tide as **Greg Fix** (.866) played well, gained control and won the next five racks to win 11-10.

While ahead 7-6, **Louie Roberts** (.843) hooked himself on the eight ball and was forced to kick. After that, he was only allowed to step to the table one more time to kick at another ball. **Buddy Hall** (.860) controlled the rest of the set and won 11-7.

After a slow start (.617) and trailing 4-6, **Howard Vickery** (.824) caught fire and shot 1.000 for the next seven racks and defeated rookie **Jim Schroeder** (.690) 11-6.

During his 11-3 victory over **Toby Dick** (.630), **Dave Bollman** (.910) ran out from his own break four times and from his opponent's break three times.

From a 1-9 deficit, **Louie Roberts** (.784) fought hard to get back in the running against **Greg Fix** (.800) and closed the gap to 9-10. But after Roberts failed to pocket a ball on the break, he could only watch as Fix ran out for the win 11-9.

In one of several come-from-behind matches by **Dick Lane** (.899), he was trailing **Buddy Hall** (.769) 5-6. Lane won the next six racks pocketing forty-seven balls while within the same period allowed Hall the opportunity to pocket only three more.

Dallas West (.938) made a ball on the break on ten of his eleven breaks. During his 11-5 victory, he broke and ran out six times and ran out from **Bill Incardona's** (.872) break twice.

During his 11-5 victory over **Jose Parica** (.886), **Mike Sigel** (.956) shot the highest TPA of the tournament. He never missed a ball and ran out

eleven of the twelve opportunities he had.

During this cliff-hanger against **Greg Fix** (.833), **Bill Incardona** (.843) made a ball on the break without scratching on each of his eleven break shots. **Greg Fix's** (.833) break was successful only three times. Yet the set did go the distance. At 10-10 Fix played an excellent safety and forced Incardona to take an intentional foul. Fix then played a safety and accidentally pocketed another ball...and was hooked! Fix then took an intentional foul but failed to tie up balls and Incardona ran out the last rack and won 11-10.

In a most unusual eighteen turn rack, **Dave Bollman** (.792) played safety seven turns in a row forcing **Jose Parica** (.745) to kick seven turns in a row. Bollman finally won that rack and eventually the session 11-10 after Parica missed an easy shot while on the hill.

With **Allen Hopkins** (.783) in the lead 9-7, **Mike Sigel** (.847) missed a shot and left Hopkins hopelessly hooked. Hopkins eventually fouled three times in a row. New score 9-8. Sigel broke and ran out the next two racks. New score: 10-9, Sigel. Sigel broke and played safety. Hopkins kicked and Sigel ran out to win 11-9.

The Ultimate Trick Shot Tape

by Willie Jopling

- **60 Balls in 20 Shots**
A table is loaded with 4 racks of balls
- **60 Shots in 60 Minutes**
A unique exhibition in four parts
- **20 Original Trick Shots**
How some of the shots were contrived
- **20 Forced Q Ball Curves**
Some of these shots will amaze you
- **50 One Pocket Shots**
10 Kicks 10 Kisses 10 Banks
10 Safeties 10 Outs
- **10 Trick Bank Shots**

ALL THIS AND MORE ON ONE TAPE
OVER 200 SHOTS FOR ONLY

SEND CHECK OR MONEY ORDER **\$49.95** INCLUDES POSTAGE AND HANDLING

WILLIE JOPLING TAPE
P.O. Box 2215 · Lynchburg, VA 24501

■ VHS ■ BETA

Busch Open

Scores & Averages

Name Score Avg.

OPENING ROUND

1) S. Kitto	11 (.864)
B. Hunter	7 (.795)
2) G. Mathews	11 (.785)
M. Bandy	10 (.789)
3) D. Medina	11 (.920)
JM Flowers	1 (.724)
4) G. Orlandi	11 (.848)
G. Hutchings	5 (.742)
5) T. Dick	11 (.729)
K. Kingdon	2 (.455)
6) G. Fix	11 (.828)
T. Lowry	4 (.603)
7) A. Hopkins	11 (.894)
N. Varner	4 (.789)
8) P. Baker	11 (.736)
Ron Martin	8 (.734)
9) R. Martin	11 (.802)
J. Schroeder	2 (.581)
10) B. Incardona	11 (.864)
E. Strickland	4 (.556)
11) J. Carter	11 (.750)
B. Opsahl	10 (.816)
12) D. West	11 (.851)
J. Mataya	10 (.856)
13) W. Crane	11 (.921)
L. Schwartz	3 (.611)
14) D. Lane	11 (.825)
M. Wilson	7 (.742)
15) B. Hall	11 (.868)
G. Vanderveer	6 (.702)
16) J. Parica	11 (.936)
T. Romine	3 (.795)

LOSER (49th)

17) JM Flowers	11 (.758)
M. Bandy	9 (.771)

WINNERS BRACKET

18) S. Kitto	11 (.771)
E. Carver	7 (.725)
19) D. Medina	11 (.842)
G. Mathews	6 (.758)
20) G. Orlandi	11 (.769)
M. Jarvis	8 (.730)
21) T. Dick	11 (.752)
D. DiLiberto	8 (.741)

Name Score Avg.

22) G. Fix	11 (.866)
P. Fleming	10 (.838)
23) A. Hopkins	11 (.872)
S. Honnens	2 (.592)
24) P. Baker	11 (.813)
K. Cross	8 (.758)
25) Ray Martin	11 (.821)
M. LeBron	7 (.843)
26) B. Incardona	11 (.802)
T. Weidel	10 (.814)
27) J. Carter	11 (.891)
H. Vickery	6 (.805)
28) D. West	11 (.856)
D. Bollman	8 (.877)
29) W. Munson	11 (.772)
W. Crane	10 (.753)
30) D. Lane	11 (.856)
B. Legg	6 (.778)
31) M. Sigel	11 (.897)
M. Uzelac	3 (.690)
32) B. Hall	11 (.860)
L. Roberts	7 (.843)
33) J. Parica	11 (.804)
J. Willard	4 (.571)

LOSERS (33rd-48th)

34) B. Hunter	11 (.885)
J. Willard	1 (.500)
35) L. Roberts	11 (.822)
JM Flowers	8 (.790)
36) G. Hutchings	11 (.737)
M. Uzelac	5 (.640)
37) B. Legg	11 (.788)
K. Kingdon	6 (.537)
38) W. Crane	11 (.864)
T. Lowry	4 (.667)
39) D. Bollman	11 (.814)
N. Varner	9 (.838)
40) H. Vickery	11 (.798)
Ron Martin	6 (.690)
41) J. Schroeder	11 (.720)
T. Weidel	9 (.680)
42) M. LeBron	11 (.872)
E. Strickland	9 (.858)
43) K. Cross	11 (.818)
B. Opsahl	7 (.662)

Name Score Avg.

44) J. Mataya	11 (.832)
S. Honnens	8 (.750)
45) P. Fleming	11 (.871)
L. Schwartz	9 (.843)
46) D. DiLiberto	11 (.883)
M. Wilson	5 (.753)
47) M. Jarvis	11 (.876)
D. Weaver	6 (.747)
48) G. Mathews	11 (.802)
G. Vanderveer	6 (.639)
49) T. Romine	11 (.773)
E. Carver	10 (.806)

LOSERS (25th-32nd)

50) L. Roberts	11 (.821)
B. Hunter	7 (.806)
51) B. Legg	11 (.796)
G. Hutchings	9 (.807)
52) D. Bollman	11 (.865)
W. Crane	7 (.775)
53) H. Vickery	11 (.824)
J. Schroeder	6 (.690)
54) M. LeBron	11 (.828)
K. Cross	10 (.824)
55) P. Fleming	11 (.804)
J. Mataya	10 (.810)
56) D. DiLiberto	11 (.761)
M. Jarvis	8 (.758)
57) G. Mathews	11 (.824)
T. Romine	8 (.716)

WINNERS' BRACKET

58) S. Kitto	11 (.888)
D. Medina	5 (.796)
59) G. Orlandi	11 (.797)
T. Dick	7 (.691)
60) A. Hopkins	11 (.911)
G. Fix	2 (.629)
61) Ray Martin	11 (.881)
P. Baker	4 (.750)
62) B. Incardona	11 (.841)
J. Carter	6 (.818)
63) D. West	11 (.907)
W. Munson	6 (.800)
64) M. Sigel	11 (.875)
D. Lane	6 (.780)
65) J. Parica	11 (.927)
B. Hall	6 (.838)

LOSERS (17th-24th)

66) L. Roberts	11 (.824)
P. Baker	3 (.731)
67) G. Fix	11 (.841)
B. Legg	7 (.744)
68) D. Bollman	11 (.910)
T. Dick	3 (.630)
69) H. Vickery	11 (.918)
D. Medina	5 (.800)
70) B. Hall	11 (.888)
M. LeBron	6 (.811)

Name Score Avg.

71) D. Lane	11 (.836)
P. Fleming	8 (.746)
72) W. Munson	11 (.747)
D. DiLiberto	9 (.773)
73) J. Carter	11 (.882)
G. Mathews	9 (.848)

LOSERS (13th-16th)

74) G. Fix	11 (.800)
L. Roberts	9 (.784)
75) D. Bollman	11 (.868)
H. Vickery	7 (.761)
76) D. Lane	11 (.899)
B. Hall	6 (.769)
77) J. Carter	11 (.821)
W. Munson	5 (.769)

WINNERS' BRACKET

78) S. Kitto	11 (.843)
G. Orlandi	2 (.548)
79) A. Hopkins	11 (.893)
Ray Martin	6 (.880)
80) D. West	11 (.938)
B. Incardona	5 (.872)
81) M. Sigel	11 (.956)
J. Parica	5 (.886)

LOSERS (9th-12th)

82) B. Incardona	11 (.843)
G. Fix	10 (.833)
83) D. Bollman	11 (.792)
J. Parica	10 (.745)
84) D. Lane	11 (.847)
G. Orlandi	6 (.689)
85) Ray Martin	11 (.851)
J. Carter	4 (.708)

LOSERS (7th-8th)

86) B. Incardona	11 (.846)
D. Bollman	9 (.835)
87) D. Lane	11 (.796)
Ray Martin	6 (.725)

WINNERS' BRACKET

88) A. Hopkins	11 (.874)
S. Kitto	8 (.817)
89) M. Sigel	11 (.909)
D. West	9 (.882)

LOSERS (5th-6th)

90) B. Incardona	11 (.845)
S. Kitto	10 (.816)
91) D. Lane	11 (.881)
D. West	9 (.854)

LOSER (4th)

92) B. Incardona	11 (.825)
D. Lane	6 (.703)

WINNERS' BRACKET

93) M. Sigel	11 (.847)
A. Hopkins	9 (.783)

LOSER (3rd)

94) A. Hopkins	11 (.884)
B. Incardona	4 (.674)

FINALS

95) M. Sigel	11 (.860)
A. Hopkins	8 (.821)

"Everything for the Pool Player"

TOWNE BILLIARD

264 E. Blackwell Street
Dover, N.J. 07801

Billiard Supply Store
201-366-9829

Call or write
for consumer brochure

McMAGIC!



**THE WINNING
COMBINATION OF
YOUR ABILITY &
McDERMOTT QUALITY!**

**McMagic is a reflection of Jim McDermott's years
of wizardry in the billiard industry.**

**His magical formula has produced a cue with
unexcelled beauty, performance, durability and value.**



OUR MAGICAL FORMULA CONSISTS OF:

- ★ 26 models to choose from, with a price range to fit any budget.
- ★ Wood to wood joint, for a solid hit and feel, like a one-piece cue.
- ★ Finest and most durable finish in the billiard industry.
- ★ Choice of wraps — nylon, Irish linen, cork, or calf skin leather.
- ★ Many options are available to meet your personal preferences.
- ★ Fibre ferrule — hits like ivory, but does not crack or chip.
- ★ Choose from 5 different stains at no extra charge.
- ★ You specify the weight and shaft diameter on each cue you order.

100% American Made

GET McMAGIC FROM A McDERMOTT DEALER NEAR YOU!



W186 N7137 MARCY ROAD
MENOMONEE FALLS, WI 53051-4998
PHONE 414/251-4090



Total Performance Average (TPA)

Busch Open Rankings

If you reviewed the scores on page four, you probably noticed a number in parentheses to the right of each score. It was called the Accu-Stats Average. It is actually another name for **Total Performance Average**. That number reflects the player's ability for a single session. What follows are the overall tournament averages for each contestant.

#	NAME	TPA	#	NAME	TPA	#	NAME	TPA
1.	Mike Sigel	.888	18.	Greg Fix	.820	34.	JM Flowers	.766
2.	Dallas West	.882	19.	Jeff Carter	.820	35.	Paul Baker	.764
3.	Allen Hopkins	.868	20.	Louie Roberts	.818	36.	Bob Opsahl	.755
4.	Jose Parica	.855	21.	Scott Kitto	.810	37.	Terry Romine	.754
5.	Dave Bollman	.853	22.	Grady Mathews	.807	38.	Tom Weidel	.749
6.	Buddy Hall	.851	23.	Ken Cross	.801	39.	Mark Wilson	.748
7.	Danny Medina	.848	24.	Guido Orlandi	.795	40.	Dick Weaver	.747
8.	Mike LeBron	.841	25.	Mark Jarvis	.785	41.	Toby Dick	.718
9.	Wade Crane	.835	26.	Danny DiLiberto	.784	42.	Ron Martin	.713
10.	Jim Mataya	.833	27.	Mike Bandy	.781	43.	Steve Honnens	.697
11.	Bob Hunter	.833	28.	Bobby Legg	.779	44.	Jim Schroeder	.687
12.	Bill Incardona	.831	29.	Larry Schwartz	.776	45.	Gordy Vanderveer	.662
13.	Dick Lane	.831	30.	Eddie Carver	.775	46.	Mike Uzelac	.660
14.	Ray Martin	.829	31.	Earl Strickland	.772	47.	Tor Lowry	.634
15.	Howard Vickery	.825	32.	Willie Munson	.769	48.	Jim Willard	.546
16.	Pat Fleming	.823	33.	Gary Hutchings	.766	49.	Ken Kingdon	.508
17.	Nick Varner	.821						



DOUBLE-UP
With Double Cue Carrying Cases from **PROTECT-A-CUE**

The Amazing Breakthrough in Pool Cue Protection. DOUBLE-UP Can Take the Heat and the Cold too! Revolutionary DOUBLE-UP is virtually **Indestructible**. This sturdy, fire resistant, light-weight case is the **only** one of its kind on the market! DOUBLE-UP is molded from an incredible space age substance that can take extremes of both hot and cold. Felt lined slotted interior design insures against warping. 2 butt, 4 shaft capacity, handy pouch pocket, removable shoulder strap!

Handsome imitation leather in Tan, Brown, Black, White & Dark & Light Blue. Special colors available upon request. Also available in original one cue style. Pocket optional.

\$79⁹⁵
plus postage and handling. Specify cue size. Allow 30 days for delivery.

\$119⁵⁰
SPECIFY STYLE

Send Check or Money Order to
Creative Inventions (818) 360-7233
18783 Los Alimos / Northridge, California 91326

Pro-Am Dates Set

The USPPA Pro-Am event staged in June, 1985 drew forty-eight players, mostly amateur. In December of the same year, the event drew ninety-six and this past June, it drew 118 players, many of them professionals. The next event, once again promoted by Gene Stary and hosted by the Sands Regent Hotel/Casino in Reno, Nevada is set for November 29 - December 2, 1986.

Expect the popular event to draw a full 128 players. The tournament is based on the USPPA handicap system which has grown tremendously over the past few years, especially on the west coast. Since the field is expected to fill, each entrant may have to be "established" with a USPPA handicap (continued on page 16)



Limited stock now available

The "Wright" Cue Co.

CUSTOM BILLIARD CUES
By the Nation's Top Cuemakers
at the "Wright" Price

John Wright

(312) 934-1022

Iwan Simonis

BILLIARD CLOTH

- POCKET POOL — No. 760
- For Professional Pool Players
 - Most European, Big Prize Pool Tournaments Are Played On SIMONIS CLOTH
 - The Original, Standard Cloth Of The Billiard Industry

HERE ARE THE FACTS:

1. SIMONIS 760 CLOTH is the most consistent speed cloth available.
2. SIMONIS 760 CLOTH allows the ball to react correctly.
3. SIMONIS 760 CLOTH life span far exceeds that of other billiard cloth.
4. SIMONIS 760 CLOTH takes ball spin more consistently than any other cloth.
5. SIMONIS 760 CLOTH is more resistant to stain than any other cloth.
6. SIMONIS 760 CLOTH doesn't tear like other cloth — takes wear better.
7. SIMONIS 760 CLOTH doesn't burn like napped cloth.
8. SIMONIS 760 CLOTH eliminates pilling, allowing ball to roll true.
9. SIMONIS 760 CLOTH is the *fairest and most consistent playing cloth for beginners and professionals.*
10. SIMONIS 760 CLOTH *looks and plays better longer — is easier to maintain while offering twice the play life.*

WHY SETTLE FOR LESS?

Experienced Players* Prefer **SIMONIS 760 CLOTH**

**over 50% of experienced players prefer SIMONIS, according to a 1985 survey by ACCU-STATS, Roseland, N.J.*

Makes Tough Shots Easier — Makes Every Good Player Better

"The Simonis cloth is the most consistent cloth I have played on." — Buddy Hall

Nine of the last eighteen major tournaments
used Simonis 760 cloth.



Exclusive U.S. Distributor Iwan Simonis Cloth
4240 Grove Avenue, Gurnee, IL 60031
(312) 244-4762

CALL OR WRITE TODAY

NAME _____

COMPANY _____

CITY _____ STATE _____ ZIP _____

INTERESTED IN ☐ No. 760 for SNOOKER
and POCKET POOL
☐ No. 300 for CAROM
and SNOOKER

PHONE _____
(area code) (number)

Kris Christened with Major Win



Kris Villalpando ~ 1st



Loree Jon Jones ~ 2nd

MOLINE (7/10-12/86) - The very capable Kris Turner Villalpando turned in an undefeated record (5-0) while capturing her first major 9-ball title, The 3rd Annual Busch Open. In the process, she also collected the \$1,800 grand prize. In races to nine, Villalpando posted narrow victories (What pressure!) over Hoffman (8), Mataya (7), Ledman (8), and Jones twice (8) and (8).

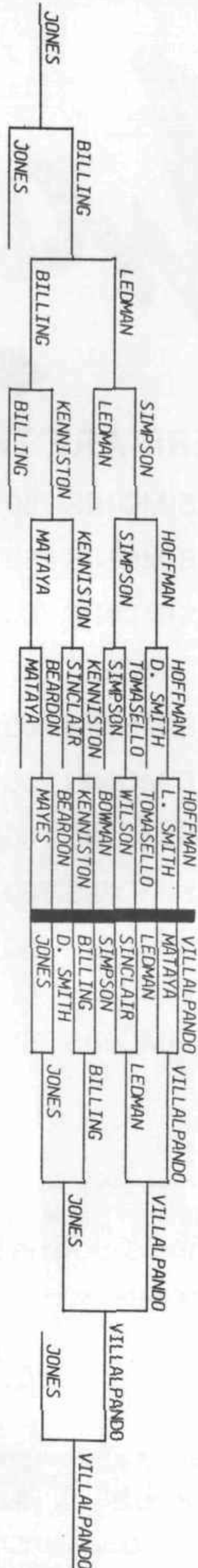
Miller Time Billiards added \$2,000 to the WPBA sanctioned event and drew

sixteen women from across the country. The in-the-money results follow:

NAME	PRIZE
1st Kris Villalpando	\$1,800
2nd Loree Jon Jones	1,300
3rd Billie Billing	900
4th Peg Ledman	600
5th-6th	
Mary Kenniston	300
Kelly Simpson	300

Moline

FLOW CHART



A Huebler custom cue

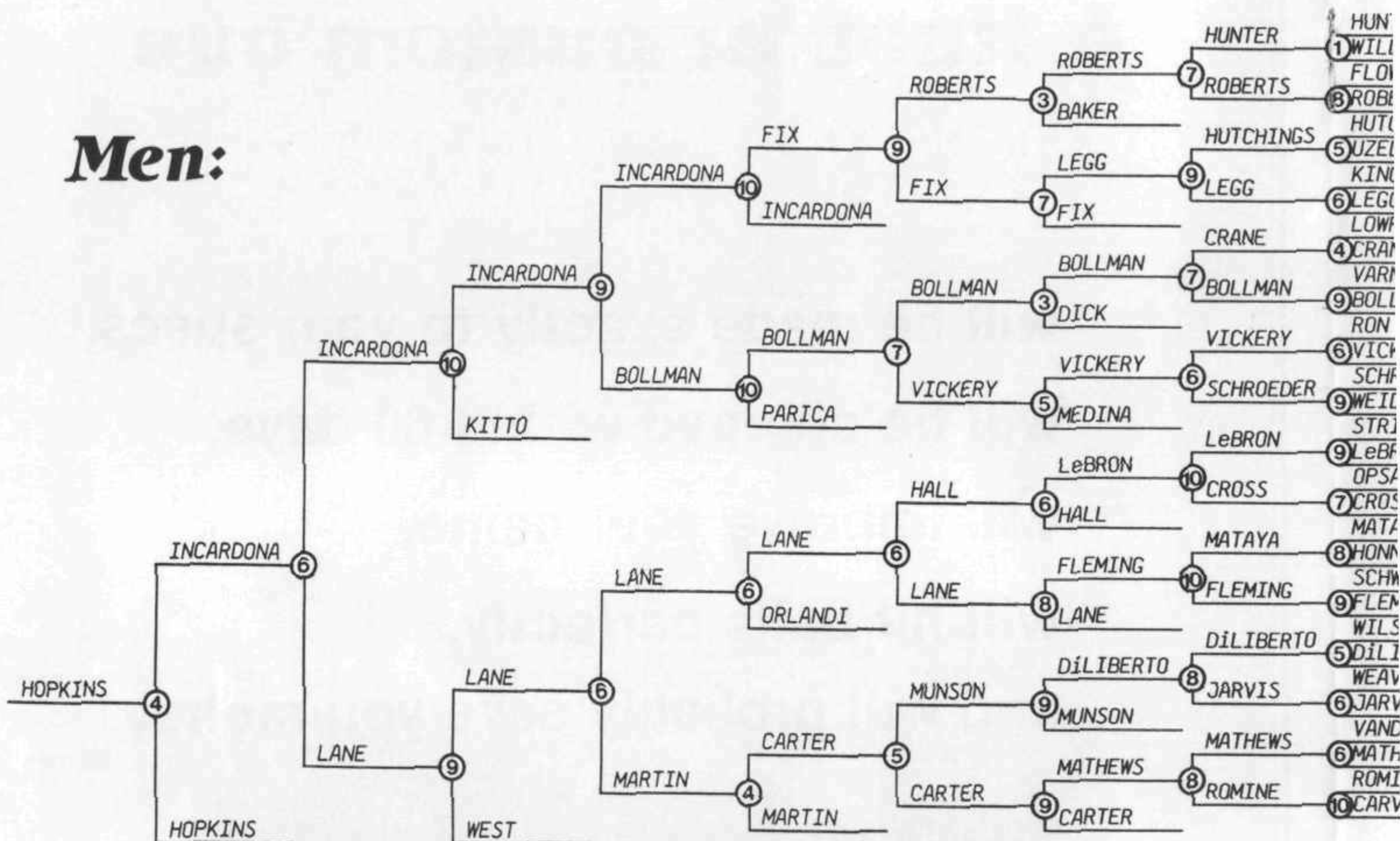
**will be made exactly to your specs,
will be shipped within 60 days,
will improve your game,
will hit balls perfectly,
and will probably save you money.**

That's all.

**Call or write Huebler Industries,
P.O. Box 514, Linn, Missouri 65051
(314) 897-3692**

Below is the double elimination flow chart for the Busch Open. The bold center line separates the winner's bracket from the loser's bracket. The names bordering the center line represent the results

Men:


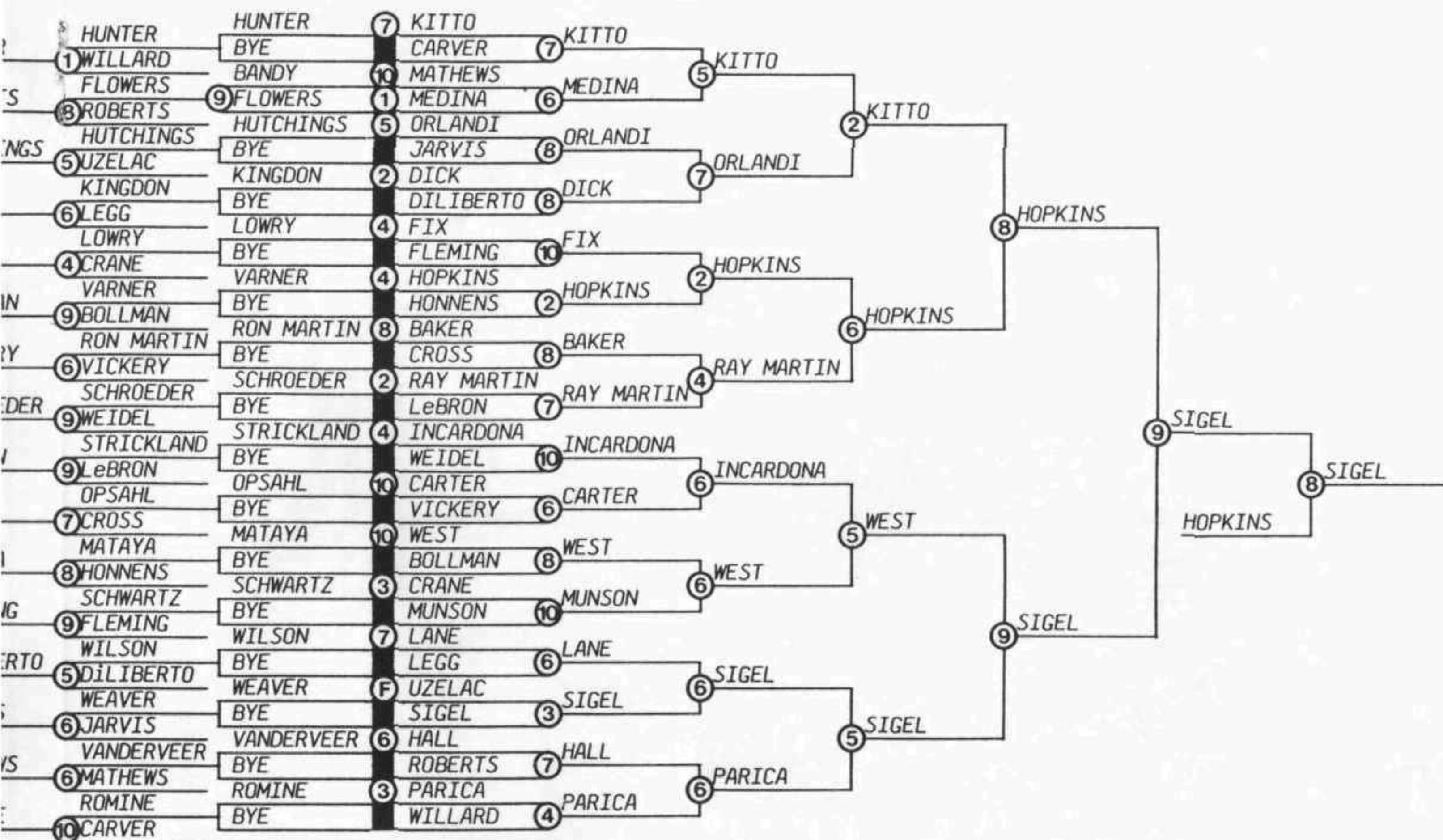


Bill Incardona — 3rd

V CHART

Busch Open

of the first round of play. The small numbers throughout the chart represent the loser's score for that session. For example, Kitto defeated Hunter 11-7, then defeated Carver 11-7, and so on.



Allen Hopkins — 2nd

WE'LL SWEAT YOUR MATCH!



"We'll Sweat Your Match" Shirts
(See Coupon)

ACCU-STATS
204 Eagle Rock Avenue
Roseland, New Jersey 07068
(201)838-7089

Vol. 2, No. 4 - The 3rd Annual Busch Open

Publisher-Editor	Patrick Fleming
Circulation Manager	Fran McKee
Advertising Manager	Guido Orlandi
Scorekeepers	Jack Hodges
	Wayne Hutson
	Lynn Leslie
	Dennis McGimpsey
	Wayne Perkins
	Bob Pheaney

Busch Open Tournament Staff:

Host Site	Miller Time Billiards
Host	Dwayne Bowman
Promoter	Denny Miller
Sponsors	Busch Beer
	Midwest Pocket Billiard Assoc
Co-Sponsor	McDermott Cues
Tournament Director	Grady Mathews
Co-Director	Scott Smith

Copyright ©1986, by Accu-Stats. All rights reserved. Except as permitted under the United States Copyright Act of 1976, no part of this publication may be reproduced in any form or by any means, without the written permission of the publisher.

Photo Credit

With the exception of the photo of Bill Incardona on page ten, Billie Billing is credited for all of the photos in this issue of Accu-Stats.

Billie has a large selection of photographs available for sale. Write: Billie Billing, 311 6th Avenue, Brooklyn, NY 11215.

1985 Yearbook

For the first time in pocket billiard history, a bona fide yearbook showing the statistical results of its professional players is now available! Listed are the records of the 361 players who have participated in the twelve major 9-ball tournaments of 1985. The 9-ball yearbook, called "The Wire" is housed in a three ring D-binder and is packed with over 400 pages of information.

1. **TOURNAMENT RESULTS** - Displays results of every major 9-ball tournament listing names, money winnings, won/lost record, and columns showing how each player placed in each tournament. It's similar to page 20 of this issue. (approx. 15 pages)
2. **LINE HISTORY REPORTS** - At least one page for each player, listed alphabetically, shows the results of each session played. Each line includes date, opponent, event, score, break avg., kick avg., TPA, and opponent's TPA. (approx. 375 pages)
3. **PERFORMANCE AVERAGES** - Displays fifteen statistical categories ranking the top 100 players in each category. (approx. 30 pages)
4. **SESSIONS - WON/LOST** - This section sorts players according to their won/lost record and "sessions decided by one game." (approx. 10 pages)
5. **WOMEN'S STATS** - Displays major tournament results in money winning order, alphabetical order, and won/lost record order. (approx. 7 pages)
6. **1984 RESULTS** - Displayed the same as section 1, with complete results of the 388 tournament players of 1984. (approx. 15 pages)
7. **SCORESHEETS** - Accu-Stats scoresheets and instructions. (approx. 7 pages)

This one-of-a-kind volume is just \$99.00 and is only available through Accu-Stats. To order, send check, money order, Master Card, or Visa to: Accu-Stats, 204 Eagle Rock Avenue, Roseland, NJ 07068.

Subscription Form

YES!!

Enter my name as an Accu-Stats subscriber

SUBSCRIPTION RATE: One Year For Only \$15.00

Card # _____ Exp. Date _____
Signature _____
Name _____
Address _____
City _____ State _____ Zip _____

Check - m/o ☐

Master Card ☐

Visa ☐

"We'll Sweat Your Match" Shirts

Collared (white) \$19.50 ☐

Please specify quantity _____ and size _____ s,m,l,xl

Accu-Stats 204 Eagle Rock Avenue • Roseland, New Jersey 07068

201-838-7089

Performance Rankings

TOTAL PERFORMANCE

#	NAME	GAMES	BALLS		TPA
			MADE	ERRORS	
1.	Mike Sigel	106	522	66	.888
2.	Dallas West	113	493	66	.882
3.	Allen Hopkins	131	640	97	.868
4.	Jose Parica	83	376	64	.855
5.	Dave Bollman	129	561	97	.853
6.	Buddy Hall	86	366	64	.851
7.	Danny Medina	61	252	45	.848
8.	Mike LeBron	76	270	51	.841
9.	Wade Crane	68	279	55	.835
10.	Jim Mataya	61	250	50	.833

(Busch Open Average = .805)

BREAK PERFORMANCE

(MINIMUM BREAKS = 20)

#	NAME	GAMES	BREAK BALL MADE		BPA
			SHOTS	W/O SCR.	
1.	Bill Incardona	163	82	58	.707
2.	Dallas West	113	61	41	.672
3.	Louie Roberts	89	50	33	.660
4.	Paul Baker	67	29	19	.655
5.	Terry Romine	54	23	15	.652
6.	JM Flowers	51	20	13	.650
7.	Grady Mathews	94	47	30	.638
8.	Bobby Legg	72	35	22	.629
9.	Tom Weidel	41	21	13	.619
10.	Scott Kitto	105	55	34	.618

(Busch Open Average = .554)

MISSES

(PER 100 BALLS POCKETED)

#	NAME	BALLS MADE	SHOTS MISSED	AVG
1.	Allen Hopkins	640	30	4.7
2.	Mike Sigel	522	29	5.6
3.	Dallas West	493	30	6.1
4.	Buddy Hall	366	23	6.3
5.	Jose Parica	376	26	6.9
6.	Mike LeBron	270	19	7.0
7.	Danny Medina	252	18	7.1
8.	Ray Martin	418	31	7.4
9.	Nick Varner	133	10	7.5
10.	Bill Incardona	694	55	7.9

(Busch Open Average = 10.7)

KICK PERFORMANCE

(MINIMUM KICKS = 15)

#	NAME	GAMES	KICKS	GOOD	KPA
1.	Mike Sigel	106	20	20	1.000
2.	Mike LeBron	76	20	19	.950
3.	Jeff Carter	106	30	27	.900
4.	Buddy Hall	86	17	15	.882
5.	Jose Parica	83	24	21	.875
6.	Jim Schroeder	50	16	14	.975
7.	Dallas West	113	36	31	.861
8.	Willie Munson	74	20	17	.850
9.	Pat Fleming	81	22	18	.818
10.	Ken Cross	58	16	13	.813

(Busch Open Average = .757)

RUN OUT OPPORTUNITIES

#	NAME	OPPOR-TUNITIES	RUN OUTS	PCT.
1.	Mike Sigel	83	65	78.3
2.	Allen Hopkins	121	83	68.6
3.	Dallas West	89	61	68.5
4.	Wade Crane	56	38	67.9
5.	Danny Medina	49	32	65.3
6.	Dave Bollman	109	69	63.3
7.	Bob Hunter	40	25	62.5
8.	Buddy Hall	71	44	62.0
9.	Mike LeBron	58	35	60.3
10.	Pat Fleming	66	39	59.1

(Busch Open Average = 53.2)

POSITION ERRORS

(PER 100 BALLS POCKETED)

#	NAME	BALLS MADE	POSITION ERRORS	AVG
1.	Dallas West	493	16	3.2
2.	Mike Sigel	522	18	3.4
3.	Dave Bollman	561	25	4.5
4.	Wade Crane	279	13	4.7
5.	Danny Medina	252	12	4.8
6.	Allen Hopkins	640	31	4.8
7.	Earl Strickland	122	6	4.9
8.	Mike LeBron	270	15	5.6
9.	Jeff Carter	396	23	5.8
10.	Jose Parica	376	22	5.9

(Busch Open Average = 7.5)

Busch Open Averages

Scratch on the break: 8.6%
 Scratch while going for position: 1.3%
 Ball made on the break: 61%
 Nine ball made on the break: 2.2%

Run out from the break: 17%
 Run out after making ball on the break: 30%
 Run out with ball in hand: 65%

.900 Club

So far this year, four major tournaments and 168 different players have been "Accu-Stattd." A total of 118 TPA's of .900 or more have been shot with forty-five players experiencing at least one .900. The current list of players with a minimum of five .900's are as follows:

Efren Reyes.....	10
Jose Parica.....	9
Allen Hopkins.....	6
Mike Sigel.....	6
Dave Bollman.....	5
Buddy Hall.....	5
Earl Strickland.....	5
Nick Varner.....	5

Mali

Billiard Cues

made in the U.S.A.

Two-piece billiard cues with the features and quality found only in other cues costing much, much more.

Write or call for brochures and information

The Henry W.T. Mall & Co. Inc.
257 Park Ave. South
New York, N.Y., 10010, U.S.A.

Phone: (212) 475-4960
Toll Free: (800) 223-6468
TWX: (710) 581-5522

9-Ball on the Break Does the Table Play a Roll?

We are all aware of the "unwritten law" that if you commit a serious error while shooting the 9-ball such as miscueing or scratching, your opponent, after winning that rack, will automatically make the 9-ball on the break! And, of course, while watching your opponent break, NEVER imagine the 9-ball going on the break because just the thought of it will "help" the 9-ball go!

But after all is said and done, and after thousands of 9-ball break results, it is a statistical fact that during the course of a major professional tournament the 9-ball will go on the break between 1.5% and 3% of the time. In fact, in the last eleven tournaments, the nine on-the-snap produced averages of 2.2%, 2.4%, 3.0%, 2.2%, 2.6%, 2.5%, 1.8%, 2.4%, 1.6%, 2.9%, and 2.5%.

Yet, it is believed by most that the harder you break the balls, the more likely it is that the nine will fall. This may be true, for David Howard and Wade Crane known for their explosive break produced averages of 3.2% and 2.6% respectively while Efren Reyes had a realistic average of 1.8%. But then we find that Danny Medina whose hard hitting break rivals that of David Howard's only makes the nine on the break 1.6%. Because of this, we tried to determine how much the table and the rack lend themselves in influencing the 9-ball going on the break.

The 9-ball went on the break 2.2% of the time at the Busch Open. This seemed quite reasonable and in

the proper range. We then determined how each of the six tournament tables fared in the tally. Below is a chart with the breakdown by table of various 9-ball on the break stats.

Questions	Table #'s						Total
	1	2	3	4	5	6	
Total break shots?	336	213	299	269	303	247	1667
Nine on the break?	7	2	2	5	16	5	37
Odds (to one)?	33	106	149	53	18	48	44
Percentage?	2.1	1.0	0.7	1.9	5.3	2.0	2.2

It was quite apparent that table #5 yielded by far the most nines on the break and with the most frequency. What do you think the most influencing factor was? The table? The rack? What? Please write to me with your ideas. I have my own theory on the matter and will expand on it in our next issue.



SHOWCASE BILLIARDS

CUSTOM CUE REPAIR SERVICE

(Repair any cue)

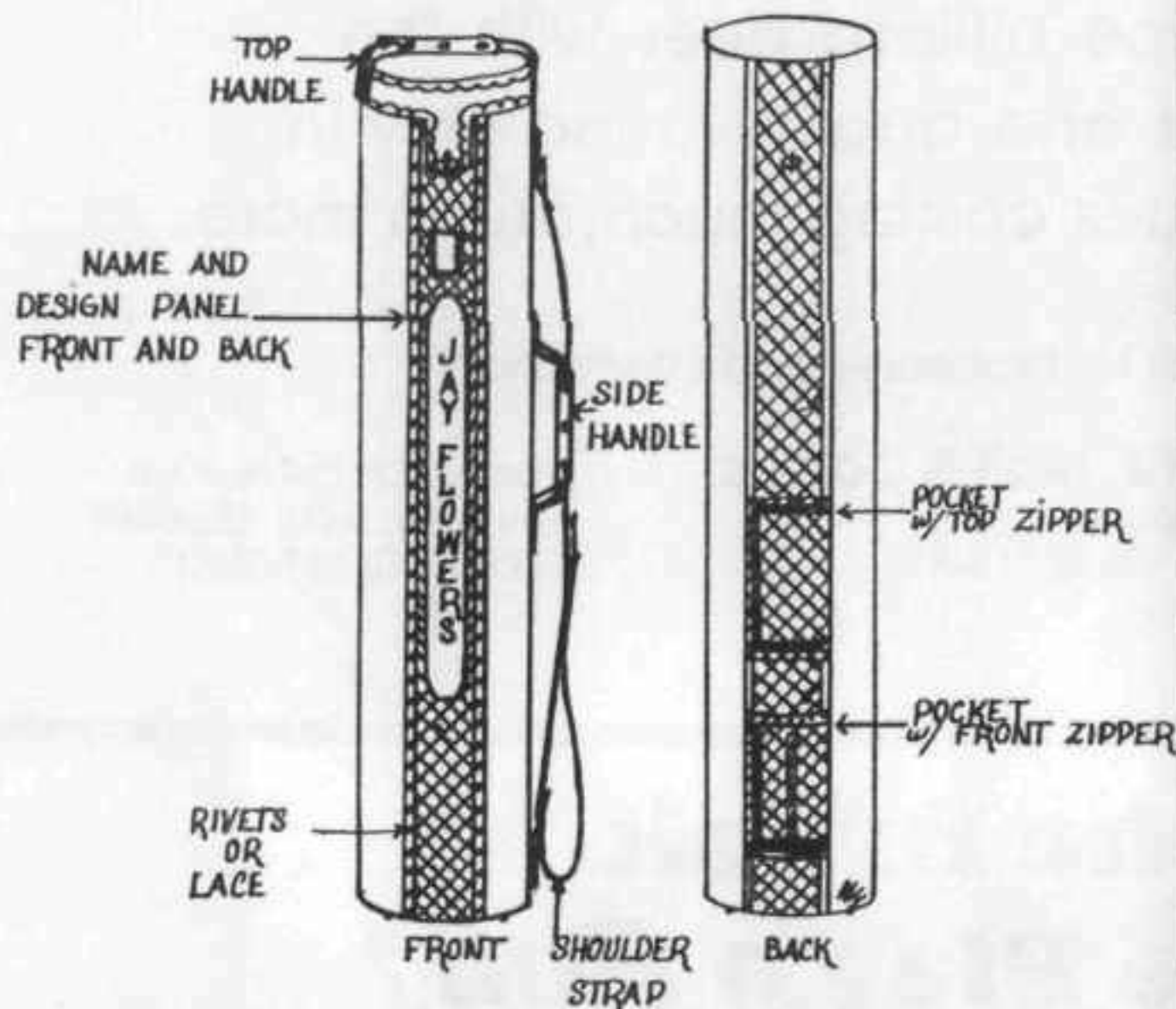
Custom Made
2 pc. Hustler Cue:

"Over 15 years experience" **MADE TO YOUR SPECS**
ALL WORK GUARANTEED \$90.00

Clay & Randy Etheridge
(303) 457-2501

1028 W. 104th Ave.
Northglenn, Colo. 80234

Presenting the J-Ef-Q Case. A case of distinctive design to accommodate your needs and protect your cue stick. Constructed of 100% leather and brass hardware outside, and lined rigid tubing inside to protect the finish of your stick. Plus a long shoulder strap that folds neatly when not in use. With normal use and a little T-L-C your case will last a long time and serve you well.



2014 Phyllis Place, Tampa, Florida 33619
813-623-6004

Challenge of the Sexes

Two of the most accomplished individuals in modern pocket billiards, Steve Mizerak and Jean Balukas, will compete at the Nassau Coliseum in New York City on August 14-17, 1986. Barry Dubow is producing the unique sports challenge which will be a best-out-of-seven tournament series sponsored by Newmark & Lewis of New York City.

This is the first of many stops for the "Billiards Challenge of the Sexes" tour and will be seen by thousands of those attending the Newmark & Lewis Audio/Video Appliance Show & Sale, "now the largest of its kind in the country."

Leonard Bludworth

713-943-1615

cue repairs by The Pro Shop

Next Tour Stops: Arlington Rec Open, Anaheim, CA
B.C. Open, Binghamton, NY

1401 Redford Rd., 2005-B, Houston, TX 77034

Pro-Am

(continued from page 6)

average. If you have an established Accu-Stats average, it is also possible to convert that average to the USPPA average.

Billiard room owners who are not on the USPPA program may want to contact Gene Stary for information on in-house leagues or tournaments. In addition to bringing more activity and interest to your billiard establishment, players with USPPA averages will be able to participate in at least two major events a year at the Sands in Reno!

Sigel

(continued from page 2)

with bleachers lining the playing area.

Dallas West played remarkably well posting the second highest tournament average of .882. Bill Incardona had the best break pocketing a ball without scratching 71% of the time. Mike Sigel never missed a kick, successfully hitting a ball that he could not "see" twenty out of twenty attempts. He also won his last sixteen of eighteen tournament sessions of 9-ball and is playing extremely well even in defeat.

Denny Miller and Dwaine Bowman were great hosts as shuttle service was provided by Miller Time as well as having a restaurant open twenty-four hours a day. Waitresses were available for the spectators for the entire event.

Back Issues

Back issues are available at \$2.00 each. We are also paying \$2.00 for back issues of Vol. 1, No. 9 which features the 1985 Charlotte tournament.

FOR SALE

Gold Crown Billiard Table: \$1,000
9' National Pocket Table: \$700
(201)838-2754

PAUL MOTTEY



MOTTEY CUSTOM CUES

2852 Broadway Avenue
Pittsburgh, Pa. 15216
(412) 531-3500

The Finest Name In Billiard Cloth Now Announces Cloth For Pool.

And you can save money with it, too!

Granito

For years, Granito A has been *the* cloth demanded by the hardest-to-please billiard champions and tournament directors. Its consistency adds control to the games of the finest players; its long life is an economical boon to table and room owners.

Now pool players of the world can enjoy the same quality workmanship. Granito Pool Cloth, from the Gorina Co. of Barcelona, Spain, is a sheared, non-directional cloth. Like the world's finest billiard cloth, Granito Pool offers extra measures of player control and longevity.

Perhaps best of all, Granito Pool Cloth can save you about 20% compared to other prestige cloth! For complete details on Granito pool or billiard cloth, Soren Sogard billiard tables, or other products, call or write Joba Trading today.

Exclusive U.S. Distributor Of
Granito Pool Cloth



P.O. Box 48183, Niles, IL 60648
Phone: (312) 967-9009

Call or write today:

Name: _____ Phone: _____

Company: _____

Address: _____

City: _____ State: _____ Zip: _____

Interested in:

☐ Granito Pool

☐ Granito A

☐ Other Joba products

☐ Soren Sogard Billiard Tables

Fieldston Billiards

25 Brunswick Gold Crowns

EVERY MONDAY NIGHT

**Jackpot Nine Ball
Handicap Tournaments
Single Elimination**



**Maximum Field of 16
\$15 Entry Fee**



**(several hundred dollars
in jackpot and
growing every week!)**

For further information:

FIELDSTON BILLIARDS
5905 Broadway (240 St.)
Riverdale, Bronx, NY
212-884-9800

"Plenty Free Parking"

Pete Sinkler's Jr. 9-Ball Championship

DOWNINGTOWN, PA (7/19-20/86) - Sixteen players, aged seventeen and under, from ten different states converged at Pete Sinkler's Cue Corner Billiards to compete in the Jr. 9-Ball Championship. The contestants came from as far as Florida and Mississippi and paid a \$100 entry fee to compete in the race to nine, double elimination event. Cue Corner added \$1,400 to the purse and paid half the field! Each had hopes of cashing in on the \$1,000 grand prize. The in-the-money results follow:

	NAME	(STATE)	PRIZE
1st	Brian Groce	(IN)	\$1,000
2nd	Dennis Phillips	(MS)	600
3rd	Brook Hawkins	(MD)	400
4th	Zach Davis	(PA)	200
5th	Kevin Poffenberger	(NJ)	200
6th	Mike Newport	(MD)	200
7th	Jay McDonough	(MA)	200
8th	Mario Cilitti	(OH)	200

NOTICE: Cue extensions, ball spotters, jump cues, scuffers & tappers; all of these products and many more have something in common. They are the products of innovative thinkers in the billiard world which fill the needs of the player. Many new products are hard to get off the ground and in view of that fact, starting next issue, we will examine some of these new products more closely so that you can evaluate better its role in your game.

custom crafted cues by

Richard Black

*2417 Bartlett
Houston, Texas 77098*

713-524-1426

YEAR TO DATE

Sessions Won-Lost

(MINIMUM SESSIONS = 10)

#	NAME	WON	LOST	PCT	#	NAME	WON	LOST	PCT
1.	Sigel, Mike	19	- 4	.826	21.	Strickland, Earl	17	- 11	.607
2.	Reyes, Efren	32	- 8	.800	22.	Kitto, Scott	12	- 8	.600
3.	Parica, Jose	27	- 9	.750	23.	Harris, Jr.	9	- 6	.600
4.	Hopkins, Allen	28	- 12	.700	23.	Roberts, Louie	9	- 6	.600
5.	Varner, Nick	23	- 10	.697	23.	Williams, Bob	9	- 6	.600
6.	Incardona, Bill	18	- 8	.692	26.	Dobrowolski, Steve	6	- 4	.600
7.	Howard, David	17	- 8	.680	26.	Jarvis, Mark	6	- 4	.600
8.	Davenport, Kim	10	- 10	.667	28.	Weaver, Dick	7	- 5	.583
9.	Hall, Buddy	16	- 8	.667	29.	Granias, Henry	8	- 6	.571
9.	Lane, Dick	16	- 8	.667	30.	Crane, Wade	13	- 10	.565
11.	Gulyassy, Mike	12	- 6	.667	30.	Vickery, Howard	13	- 10	.565
12.	Brown, Tom	8	- 4	.667	32.	LeBron, Mike	15	- 12	.556
13.	Swanson, Jay	15	- 8	.652	33.	DiLiberto, Danny	10	- 8	.556
14.	Bollman, Dave	22	- 12	.647	34.	Geiler, Rich	7	- 6	.538
15.	Medina, Danny	18	- 10	.643	35.	Jones, Danny	9	- 8	.529
16.	Fix, Greg	7	- 4	.636	36.	Mataya, Jim	8	- 8	.500
16.	Rhodes, David	7	- 4	.636	37.	Hubbart, Larry	6	- 6	.500
18.	McCready, Keith	10	- 6	.625	37.	Marino, Jim	6	- 6	.500
18.	Mizerak, Steve	10	- 6	.625	37.	Massey, Mike	6	- 6	.500
20.	Martin, Ray	13	- 8	.619					

Upcoming Major Events

Date	Event's Title	City, State	Entry	Added	Phone
Aug. 9-16	PPPA World Open (14.1)	Philadelphia, PA	\$500.00	\$15,000	201-355-1302
	PPPA World Open (Women)	Philadelphia, PA	\$200.00	\$5,000	201-355-1302
	PPPA World Open (Juniors)	Philadelphia, PA	\$200.00	\$5,000	201-355-1302
Aug. 26-30	Tar Heel Open (9-B)	Rocky Mount, NC	\$200.00	\$6,200	919-972-9220
Aug. 27-31	Arlington Rec. Open (9-B)	Anaheim, CA	\$195.00	\$20,000	714-687-5661
	Arlington Rec. Open (Women)	Anaheim, CA	\$195.00	\$10,000	714-687-5661
Aug. 31-Sep. 4	B.C. Open (9-B)	Binghamton, NY	\$500.00	\$15,000	607-772-6568
Oct.	Gibbs Shootout (9-B)	Virginia Beach, VA	N/A	N/A	(Wait for details)
Oct. 28-Nov. 1		Mauldin, SC	N/A	N/A	(Wait for details)
Nov. 4-9	U. S. Open (9-B)	Norfolk, VA	N/A	N/A	804-853-8900
Nov. 11-15	Fall Classic (9-B)	Charlotte, NC	N/A	N/A	704-596-8027
	Fall Classic (Women)	Charlotte, NC	N/A	N/A	704-596-8027
Nov. 17-22	World Championship (14.1)	Niagara Falls, NY	N/A	N/A	(Wait for details)
	World Championship (Women)	Niagara Falls, NY	N/A	N/A	(Wait for details)
Nov. 17-22	The Grand Shootout (9-B)	Knoxville, TN	N/A	\$25,000	(Wait for details)
	The Grand Shootout (Women)	Knoxville, TN	N/A	\$6,000	(Wait for details)
Dec. 3-6	Sands Regent Open (9-B)	Reno, NV	\$300.00	\$20,000	702-329-3013
Dec. 7-12	Last Call for 9-Ball (9-B)	Atlantic City, NJ	N/A	N/A	(Wait for details)

ACCU-STATS
204 EAGLE ROCK AVENUE
ROSELAND, NJ 07068

Address Correction Requested

Bulk Rate
U.S. Postage
PAID
Roseland, NJ
Permit #42

1986 Major Tournament Results

(MINIMUM WINNINGS = \$1,000.00)

Name	Events	In Money	YTD\$ Winnings	Sessions Won Lost	LEX'TON	AURORA	A.C.	TOLEDO	RENO	MOLINE
Rempe, Jim	1	1	35000.00	7 - 0	.	.	1	.	.	.
Reyes, Efren	5	5	27642.00	32 - 8	3	5-6	2	7-8	1	.
Parica, Jose	6	5	13545.00	27 - 9	1	1	65-96	5-6	7-8	9-12
Sigel, Mike	4	4	12030.00	19 - 4	.	.	49-64	1	9-12	1
Varner, Nick	5	4	11664.00	23 - 10	2	13-16	4	.	5-6	33-48
Strickland, Earl	5	3	11411.00	17 - 11	5-6	33-48	5-6	.	2	33-48
Swanson, Jay	4	3	9286.60	15 - 8	7-8	25-32	3	.	33-48	.
Hopkins, Allen	6	6	9204.00	28 - 12	5-6	3	33-48	13-16	5-6	2
Incardona, Bill	4	3	6694.00	18 - 8	.	33-48	33-48	.	3	3
Davenport, Kim	5	3	6626.00	20 - 10	33-48	25-32	5-6	2	65-80	.
Bollman, Dave	6	4	5596.80	22 - 12	9-12	2	97-128	4	33-48	7-8
Martin, Ray	4	2	3900.00	13 - 8	.	.	97-128	25-32	4	7-8
Howard, David	4	4	3429.00	17 - 8	4	9-12	49-64	.	17-24	.
Lane, Dick	4	3	3355.00	16 - 8	17-24	49-64	13-16	.	.	4
DiLiberto, Danny	4	2	2822.80	10 - 8	9-12	49-64	9-12	.	.	17-24
Williams, Bob	3	2	2822.80	9 - 6	9-12	49-64	9-12	.	.	.
Medina, Danny	5	4	2801.40	18 - 10	13-16	4	25-32	.	25-32	17-24
LeBron, Mike	6	4	2688.00	15 - 12	25-32	13-16	17-24	17-24	9-12	17-24
Jones, Sammy	1	1	2634.00	7 - 2	.	.	7-8	.	.	.
Weaver, Dick	3	1	2634.00	7 - 5	.	33-48	7-8	.	.	33-48
Kitto, Scott	4	3	2542.00	12 - 8	.	33-48	13-16	17-24	.	5-6
Gulyassy, Mike	3	3	2467.00	12 - 6	.	.	13-16	9-12	13-16	.
Brown, Tom	2	2	2342.40	8 - 4	13-16	.	.	.	7-8	.
Burge, Billy	4	2	2088.00	6 - 8	17-24	.	97-128	3	65-80	.
Hall, Buddy	4	4	1993.00	16 - 8	.	9-12	17-24	.	25-32	13-16
Brunt, George	1	1	1976.00	4 - 2	.	.	9-12	.	.	.
Fusco, Pete	1	1	1976.00	7 - 2	.	.	9-12	.	.	.
Jones, Danny	4	3	1793.00	9 - 8	17-24	5-6	49-64	.	65-80	.
Roberts, Louie	3	3	1549.00	9 - 6	.	7-8	33-48	.	.	13-16
Rhodes, David	2	2	1530.00	7 - 4	.	.	49-64	.	9-12	.
Hunter, Bob	4	2	1417.00	7 - 8	.	.	13-16	17-24	65-80	25-32
Mizerak, Steve	3	3	1343.00	10 - 6	17-24	9-12	.	9-12	.	.
Mataya, Jim	4	3	1269.00	8 - 8	.	25-32	33-48	.	17-24	25-32
Massey, Mike	3	2	1263.00	6 - 6	.	25-32	17-24	.	49-64	.
Louie, Dan	1	1	1200.00	5 - 2	9-12	.
Vickery, Howard	5	4	1192.40	13 - 10	13-16	.	65-96	17-24	25-32	13-16
Harris, Jr.	3	2	1159.00	9 - 6	25-32	.	25-32	.	17-24	.
McCready, Keith	3	2	1150.00	10 - 6	.	.	65-96	9-12	13-16	.
Geiler, Rich	3	2	1138.00	7 - 6	33-48	.	17-24	.	25-32	.
Crane, Wade	5	3	1135.00	13 - 10	33-48	25-32	49-64	7-8	.	25-32
West, Dallas	2	1	1125.00	5 - 4	.	49-64	.	.	.	5-6
MacDonald, Chris	4	1	1109.60	6 - 8	7-8	33-48	97-128	.	33-48	.
DiToro, John	2	2	1097.00	4 - 4	17-24	.	25-32	.	.	.

ACCU-FACT

Allen Hopkins - Only player to finish in the money in all six major events this year.