

ACCUS TATS

A STATISTICAL ANALYSIS OF 9-BALL POCKET BILLIARDS

(201)838-7089

Nov. 11 - Nov. 29, 1985

Vol. 1, No. 9

"The Pearl" Charms Charlotte



CHARLOTTE - Earl "The Pearl" Strickland and David Howard check the stats prior to the 1985 North Carolina Fall 9-Ball Classic. When it was all over, Earl once again took top honors and the \$5,500 first prize. In races to 10, Earl posted a 6-1 record defeating Catron (2), Reyes (4), Searcy (7), Wellman (5), Hunter (7), losing to Parica 6-10, and then defeating Parica (5) for the title.

NORTH CAROLINA FALL 9-BALL CLASSIC CHARLOTTE, NORTH CAROLINA November 12-16, 1985

Men:

FINAL STANDINGS

#	NAME	AVG.	PRIZE
1st	Earl Strickland	(.894)	\$5,500
2nd	Jose Parica	(.861)	2,750
3rd	Bob Hunter	(.830)	2,000
4th	Mike Gulyassy	(.808)	1,300
5th-6th			
	Paul Brienza	(.818)	900
	Kenny Wellman	(.788)	900
7th-8th			
	Denny Searcy	(.848)	650
	Efren Reyes	(.841)	650
9th-12th			
	Buddy Hall	(.863)	400
	David Howard	(.842)	400
	Steve Mizerak	(.807)	400
	Dave Bollman	(.807)	400
13th-16th			
	Mike Sigel	(.875)	250
	Bob Williams	(.792)	250
	Tom Brown	(.791)	250
	Danny Jones	(.745)	250

#	NAME	AVG.
17th-24th		
	Kim Davenport	(.877)
	George Brunt	(.862)
	Wade Crane	(.851)
	Dave Matlock	(.828)
	Joe Villalpando	(.789)
	Dan Christian	(.781)
	Charlie Brinson	(.764)
25th-32nd		
	Danny DiLiberto	(.811)
	Bob Opsahl	(.790)
	Gene Catron	(.761)
	James McCrary	(.723)
	Tommy Muldrow	(.707)
	Bill Lawson	(.692)
	John Bell	(.406)
	Ray Badami	(.286)
33rd-37th		
	Steve Cook	(.773)
	Joe Rocha	(.752)
	Jr. Harris	(.714)
	K. Wilcox	(.695)
	Kevin Wheatley	(.518)

Women: (in the money)

NAME	PRIZE	NAME	PRIZE	NAME	PRIZE
1st Robin Bell	\$1,800	5th-6th		7th-8th	
2nd Peg Ledman	1,200	Jean Vallencourt	400	Mary Kenniston	200
3rd Gerri Titcomb	900	LJ Ogonowski	400	L. Penrod	200
4th Bonnie Hoffman	700				

Strickland Continues Winning Ways

Rob's Roost - Host

In the week following the U.S. Open, Robin Kiker welcomed over fifty players to Rob's Roost with \$10,000 in added money. Kiker planned well in advance by employing the services of Scott Smith as tournament director, contracting Jones Billiard Supply of Hickory for four Gandy tables, and provid-

ing excellent lodging with a new Comfort Inn.

Two pairs of 9' Gandy tables were positioned in separate parts of the club. A large bar was conveniently located in the main area as well as a smaller one in a separate room with '7 foot pool tables and a giant TV screen. Before the event

(continued on page 17)

NOTABLE MATCHES

This column reviews the most exciting matches of the tournament. The number in parentheses is the player's TPA for that session.

In his first major tournament appearance since January, **Dave Matlock** (.912) won the lag and promptly took the lead 5-0 over **Wade Crane** (.788). Matlock held the strong lead for the rest of the set and won 10-4.

After a **Bob Williams** (.704) miss, **Jose Parica** (.909) extended his 5-4 lead by running the seven remaining balls on the table and then breaking and running out the rest of the set. Parica 10, Williams 4.

While leading **Tom Brown** (.765) 9-8, **Bob Opsahl** (.752) made a ball on the break and appeared to be running out. He was undecided on how to stroke the session winning 9-ball even though it was a "very easy" shot. Well, needless to say, Bob missed it and Tom made it. Brown then broke and ran out to win 10-9.

During this 10-2 shellacking of **K. Wilcox** (.630), **Efren Reyes** (.830) pocketed forty-four balls in a row without leaving the table.

What started out as a runaway ended up being a photo finish! **Howard Vickery** (.868) took the early lead over **Bob Opsahl** (.833) 7-3. Opsahl played tough which included running three racks and knotted the score at 7-7. Vickery controlled two of the next three racks and regained the lead 9-8. Then, with Vickery playing the session winning 9-ball, oops, close but no cigar! Opsahl made that ball to tie the set at 9-9. Opsahl then made two balls on the break and left the nine near the one for a session winning kiss shot. Bob played it and the nine hung. Vickery 10, Opsahl 9.

George Brunt (.888) gave **Ray Badami** (.125 ouch!) his second 10-0 defeat of the tournament. Brunt

(continued on page 15)



PAUL MOTTEY

MOTTEY CUSTOM CUES

2852 Broadway Avenue
Pittsburgh, Pa. 15216
(412) 531-3500



*Arlington John
and
Herb Superb
Presents:*

**THE
ARLINGTON
RECREATION SUPPLY
MIXED 9-BALL OPEN**

Co-sponsors:

*The Southern California
Billiard Dealers Association*

\$5,200 ADDED

\$10,000 TOTAL

32 PLAYER LIMIT

First paid - First drawn

\$150 ENTRY

**February 20-23, '86
Orange Showgrounds
San Bernardino**

**Played on 4½ x 9 new GLOBAL
commercial tables with English
Super Chrystallate matched balls.**

**LADIES RECEIVE ONE GAME
IN ALL MIXED MATCHES
Tournament (any Foul) 9-ball
Race to 9 • LADIES RACE TO 8**

DOUBLE BLIND DRAW

12 PLACES PAID

FIRST PLACE \$3,300

2nd	\$2,000	5-6th	\$500
3rd	1,000	7-8th	400
4th	700	9-12th	300

MATCHES BEGIN AT 11 A.M.

Spectators: \$7 all day

Final day \$10

For more information call JOHN or HERB at: 714-687-5661

ARLINGTON RECREATION SUPPLY

4445 Tyler Ave., Riverside, CA 92503


Scores & Accu-Stats Averages

Charlotte

#	Name	Score	Avg.	#	Name	Score	Avg.	#	Name	Score	Avg.
1)	M. Gulyassy	10	(.722)	10)	B. Hunter	10	(.839)	19)	D. Searcy	10	(.843)
	P. Brienza	6	(.635)		B. Lawson	1	(.515)		H. Vickery	8	(.866)
2)	D. DiLiberto	10	(.845)	11)	D. Jones	10	(.745)	20)	E. Strickland	10	(.878)
	J. Harris	8	(.827)		C. Brinson	7	(.740)		G. Catron	2	(.656)
3)	G. Brunt	10	(.865)	12)	Villalpando	10	(.901)	21)	E. Reyes	10	(.830)
	T. Muldrow	2	(.674)		R. Badami	0	(.385)		K. Wilcox	2	(.630)
4)	S. Cook	10	(.844)	13)	S. Mizerak	10	(.806)	22)	P. Brienza	10	(.783)
	K. Wheatley	1	(.532)		G. Brunt	8	(.830)		K. Wilcox	6	(.732)
5)	E. Reyes	10	(.860)	14)	K. Wellman	10	(.826)	23)	B. Opsahl	10	(.791)
	M. Sigel	8	(.839)		S. Cook	4	(.634)		J. Harris	5	(.627)
6)	M. Gulyassy	10	(.879)	15)	K. Davenport	10	(.913)	24)	T. Muldrow	10	(.774)
	J. Rocha	5	(.790)		D. Christian	3	(.736)		S. Cook	7	(.775)
7)	D. Howard	10	(.932)	16)	D. Bollman	10	(.865)	25)	G. Brunt	10	(.910)
	J. Bell	0	(.471)		J. McCrary	4	(.721)		K. Wheatley	1	(.500)
8)	D. Matlock	10	(.912)	17)	J. Parica	10	(.909)	26)	M. Sigel	10	(.916)
	W. Crane	4	(.788)		B. Williams	4	(.704)		J. Rocha	4	(.698)
9)	B. Hall	10	(.798)	18)	T. Brown	10	(.765)				
	D. DiLiberto	8	(.743)		B. Opsahl	9	(.752)				

(continued on page 6)

ROCKAWAY BILLIARDS



Handicap 9-Ball Tournaments Every Thursday!

!CHECK OUR PRICES!

Custom Cues
&
Accessories

Starts 7:30 PM
\$15 Entry Fee
Cash Paid 4 Places
Trophy for 1st

SPECIAL 1/2 PRICE RATES
Mon. - Fri., 2PM-7PM
Senior Citizens
College Students (ID Req.)

(17) 9 ft. Gold Crown Pool Tables
(1) 10 ft. Gold Crown Billiard Table

353 Rt. 46, Rockaway, NJ 07866 201-625-9847

ACCU-FACT

Jose Parica had the highest TPA for a single session, a .956 against Earl Strickland.

McMAGIC!



**THE WINNING
COMBINATION OF
YOUR ABILITY &
McDERMOTT QUALITY!**

McMagic is a reflection of Jim McDermott's years of wizardry in the billiard industry.

His magical formula has produced a cue with unexcelled beauty, performance, durability and value.



OUR MAGICAL FORMULA CONSISTS OF:

- ★ 26 models to choose from, with a price range to fit any budget.
- ★ Wood to wood joint, for a solid hit and feel, like a one-piece cue.
- ★ Finest and most durable finish in the billiard industry.
- ★ Choice of wraps — nylon, Irish linen, cork, or calf skin leather.
- ★ Many options are available to meet your personal preferences.
- ★ Fibre ferrule — hits like ivory, but does not crack or chip.
- ★ Choose from 5 different stains at no extra charge.
- ★ You specify the weight and shaft diameter on each cue you order.

100% American Made

GET McMAGIC FROM A McDERMOTT DEALER NEAR YOU!



CUE MANUFACTURING, INC.

W186 N7137 MARCY ROAD
MENOMONEE FALLS, WI 53051-4998
PHONE 414/251-4090



CUE TIME BILLIARDS

◆ 9-ball Tournaments ◆ Double Elimination

1st and 3rd Sunday of every month
\$25 entry fee open handicap

Cue Time adds \$25 with 16 or more players.

PRO SHOP

Large selection of custom cues & cases at discount prices!

CUE TIME BILLIARDS 15 Rt.10, Succasunna, NJ 201-584-1162
(5 minutes off exit 30 on Rt. 80)

Accu-Stats' Services

Accu-Stats travels to select professional 9-ball tournaments, hires scorekeepers for each session, and then feeds the data into a computer which generates statistical data on the contestants. With this information, we publish a newsletter. While at tournament sites, we also provide and sell advertising on a moving message display.

But, we are not limited to statistical coverage of major 9-ball tournaments. We sell mailing lists, sell information to the TV media, and now publish a 400 page yearbook called "The Wire". We also consult and direct professional tournaments as well as assisting in tournament planning and conducting telemarketing campaigns for soliciting contestants.

So as you can see, Accu-Stats is equipped to handle everything from preparation to directing to publishing. Maybe we can be of service to you!



SHOWCASE BILLIARDS

CUSTOM CUE REPAIR SERVICE

(Repair any cue)

Custom Made
2 pc. Hustler Cue:

"Over 15 years experience" **MADE TO YOUR SPECS**
ALL WORK GUARANTEED **\$80.00**

Clay & Randy Etheridge
(303) 457-2501

1028 W. 104th Ave.
Northglenn, Colo. 80234

Scores

(continued from page 4)

27)	P. Brienza	10 (.932)
	G. Catron	5 (.857)
28)	H. Vickery	10 (.868)
	B. Opsahl	9 (.833)
29)	B. Williams	10 (.820)
	J. McCrary	6 (.725)
30)	D. Christian	10 (.771)
	T. Muldrow	4 (.651)
31)	G. Brunt	10 (.888)
	R. Badami	0 (.125)
32)	C. Brinson	10 (.773)
	B. Lawson	9 (.745)
33)	W. Crane	10 (.902)
	D. DiLiberto	8 (.869)
34)	M. Sigel	10 (.922)
	J. Bell	0 (.333)
35)	M. Gulyassy	10 (.847)
	D. Howard	5 (.768)
36)	B. Hall	10 (.919)
	D. Matlock	4 (.784)
37)	B. Hunter	10 (.794)
	D. Jones	7 (.728)
38)	S. Mizerak	10 (.802)
	Villalpando	5 (.718)
39)	K. Wellman	10 (.859)
	K. Davenport	7 (.815)
40)	D. Bollman	10 (.818)
	J. Parica	8 (.811)
41)	D. Searcy	10 (.825)
	T. Brown	7 (.735)
42)	E. Strickland	10 (.950)
	E. Reyes	4 (.850)
43)	P. Brienza	10 (.893)
	Villalpando	3 (.737)
44)	D. Jones	10 (.818)
	H. Vickery	9 (.874)
45)	B. Williams	10 (.835)
	D. Matlock	7 (.785)
46)	D. Howard	10 (.790)
	D. Christian	9 (.811)
47)	E. Reyes	10 (.830)
	G. Brunt	8 (.816)
48)	T. Brown	10 (.856)
	C. Brinson	6 (.789)

(continued on page 16)

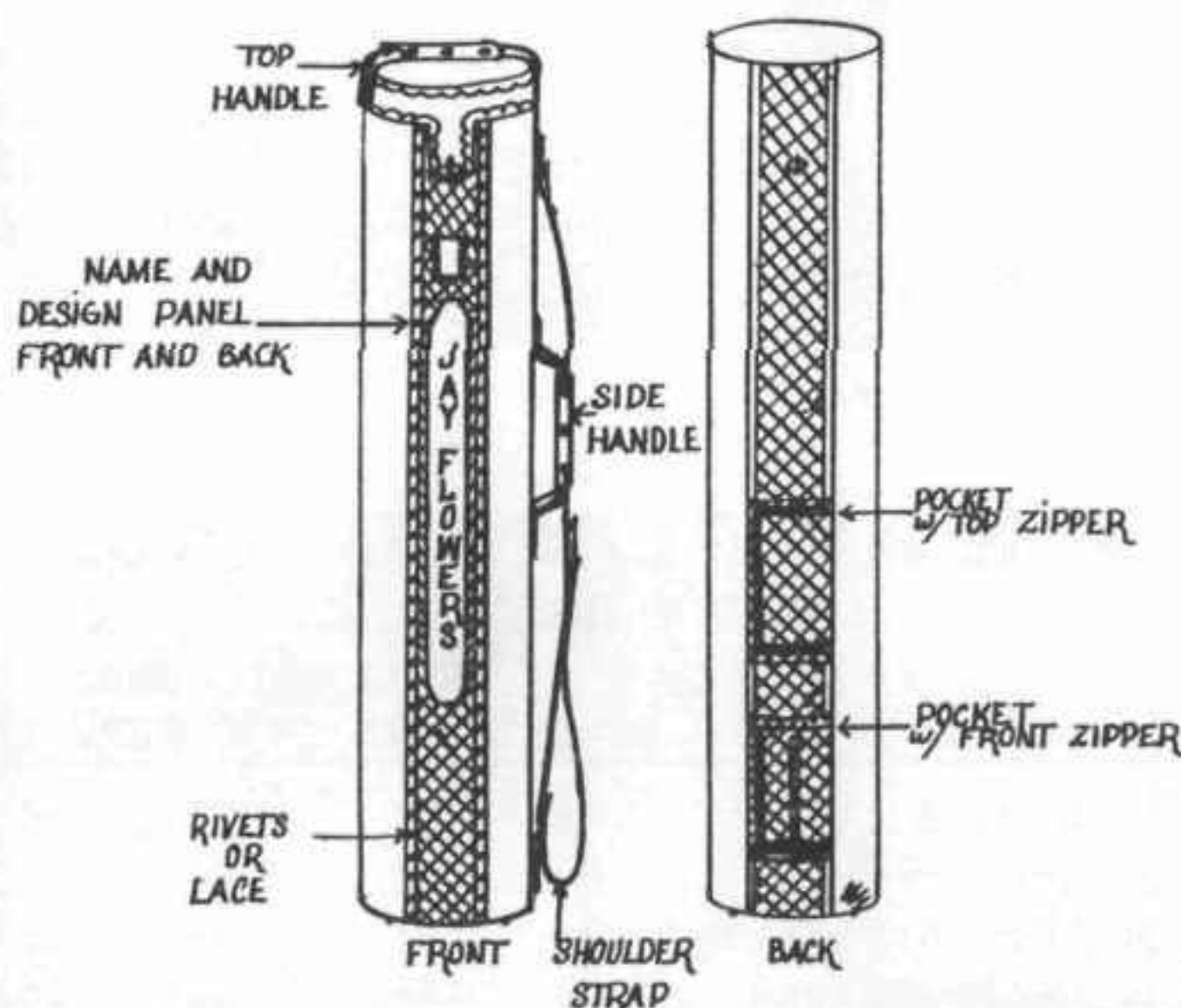
Dry 1st Quarter for '86

It looks like the 1986 tournament season is going to have a slow start, if any at all. The annual events of Red's and The Ohio State Open are not scheduled. The West Virginia State Open which was less than a total success in '85 is not scheduled for '86. Atlantic City's Resort Hotel & Casino event that was postponed from December '85 to February '86 has been postponed again. The Classic Cup V which is scheduled for late March seems to be the only sure major 9-ball event for the first quarter of 1986.

The last nine months of '86 do promise at least nine more major events. They are: The Clyde Childress (April), The Glass City Open (May), The Sands Regent (June), The Busch World Open (July), The Tar Heel Open (August), Gibb's Shootout (October), The U.S. Open (November), The Fall Classic (November), and The Sands Regent (December).

There is also a very good possibility that the B.C. Open will repeat and that Rob's Roost (The Fall Classic host) will stage an additional event for the Spring. And oh yes, let's not forget that RDF Productions may pull something out of its hat as well as Charlie Ursitti's PPPA.

Presenting the J-Ef-Q Case. A case of distinctive design to accommodate your needs and protect your cue stick. Constructed of 100% leather and brass hardware outside, and lined rigid tubing inside to protect the finish of your stick. Plus a long shoulder strap that folds neatly when not in use. With normal use and a little T-L-C your case will last a long time and serve you well.



2014 Phyllis Place, Tampa, Florida 33619
813-623-6004

Total Performance Average (TPA) Fall Classic Rankings

If you reviewed any of the scores on the previous pages, you probably noticed a number in parentheses to the right of each score. It was called the Accu-Stats Average. It is actually another name for Total Performance Average. Those numbers reflect the player's ability for a single session. What follows are the overall tournament averages for each contestant.

#	NAME	TPA	#	NAME	TPA	#	NAME	TPA
1.	Earl Strickland	.894	14.	Paul Brienza	.818	26.	Charlie Brinson	.764
2.	Kim Davenport	.877	15.	Danny DiLiberto	.811	27.	Gene Catron	.761
3.	Mike Sigel	.875	16.	Mike Gulyassy	.808	28.	Joe Rocha	.752
4.	Howard Vickery	.869	17.	Steve Mizerak	.807	29.	Danny Jones	.745
5.	Buddy Hall	.863	18.	Dave Bollman	.807	30.	James McCrary	.723
6.	George Brunt	.862	19.	Bob Williams	.792	31.	Jr. Harris	.714
7.	Jose Parica	.861	20.	Tom Brown	.791	32.	Tommy Muldrow	.707
8.	Wade Crane	.851	21.	Bob Opsahl	.790	33.	K. Wilcox	.695
9.	Denny Searcy	.848	22.	Joe Villalpando	.789	34.	Bill Lawson	.692
10.	David Howard	.842	23.	Kenny Wellman	.788	35.	Kevin Wheatley	.518
11.	Efren Reyes	.841	24.	Dan Christian	.781	36.	John Bell	.406
12.	Bob Hunter	.830	25.	Steve Cook	.773	37.	Ray Badami	.286
13.	Dave Matlock	.828						

ACCU-FACT

Twice during the Fall Classic, the nine ball was made on the break twice in a row. In both instances, Steve Cook was the unfortunate opponent.

Performance Rankings

Charlotte

TOTAL PERFORMANCE

#	NAME	GAMES	BALLS		TPA
			MADE	ERRORS	
1.	Earl Strickland	106	542	64	.894
2.	Kim Davenport	47	193	27	.877
3.	Mike Sigel	76	336	48	.875
4.	Howard Vickery	56	246	37	.869
5.	Buddy Hall	70	316	50	.863
6.	George Brunt	69	381	61	.862
7.	Jose Parica	174	823	133	.861
8.	Wade Crane	49	200	35	.851
9.	Denny Searcy	88	384	69	.848
10.	David Howard	77	351	66	.842

(Fall Classic Average = .814)

BREAK PERFORMANCE

(MINIMUM BREAKS= 20)

#	NAME	GAMES	BREAK BALL MADE		
			SHOTS	W/O SCR.	BPA
1.	Dave Bollman	68	35	23	.657
2.	Tom Brown	68	32	21	.656
3.	Earl Strickland	106	62	39	.629
4.	George Brunt	69	48	30	.625
5.	Wade Crane	49	21	13	.619
6.	Bob Opsahl	53	30	18	.600
7.	David Howard	77	42	25	.595
8.	Paul Brienza	129	76	44	.579
9.	Efren Reyes	110	54	31	.574
10.	Danny DiLiberto	54	28	16	.571

(Fall Classic Average = .554)

MISSES

(PER 100 BALLS POCKETED)

#	NAME	BALLS MADE	SHOTS MISSED	AVG
1.	Mike Sigel	336	18	5.4
2.	Howard Vickery	246	14	5.7
3.	Jose Parica	823	47	5.7
4.	George Brunt	381	22	5.8
5.	Buddy Hall	316	19	6.0
6.	Earl Strickland	542	33	6.1
7.	Kim Davenport	193	12	6.2
8.	Efren Reyes	477	30	6.3
9.	Denny Searcy	384	27	7.0
10.	Dave Bollman	276	21	7.6

(Fall Classic Average = 9.5)

KICK PERFORMANCE

(MINIMUM KICKS = 15)

#	NAME	GAMES	KICKS	GOOD	KPA
1.	David Howard	77	27	25	.926
2.	Bob Hunter	86	19	17	.895
3.	Bob Williams	63	15	13	.867
4.	Denny Searcy	88	20	17	.850
5.	Earl Strickland	106	30	25	.833
6.	Howard Vickery	56	18	15	.833
7.	Joe Villalpando	38	17	14	.824
8.	Danny DiLiberto	54	17	14	.824
9.	Efren Reyes	110	28	23	.821
10.	Tom Brown	68	27	22	.815

(Fall Classic Average = .778)

RUN OUT OPPORTUNITIES

#	NAME	OPPOR- TUNITIES	RUN OUTS	PCT.
1.	Mike Sigel	58	41	70.7
2.	Kim Davenport	35	24	68.6
3.	Earl Strickland	94	63	67.0
4.	Bob Hunter	73	48	65.8
5.	Jose Parica	161	102	63.4
6.	George Brunt	75	46	61.3
7.	Denny Searcy	76	46	60.5
8.	Buddy Hall	63	38	60.3
9.	Howard Vickery	44	26	59.1
10.	Efren Reyes	95	56	58.9

(Fall Classic Average = 54.2)

POSITION ERRORS

(PER 100 BALLS POCKETED)

#	NAME	BALLS MADE	POSITION ERRORS	AVG
1.	Kim Davenport	193	6	3.1
2.	Earl Strickland	542	18	3.3
3.	Mike Sigel	336	12	3.6
4.	Wade Crane	200	9	4.5
5.	Howard Vickery	246	12	4.9
6.	George Brunt	381	20	5.2
7.	Buddy Hall	316	17	5.4
8.	Jose Parica	823	46	5.6
9.	Bob Hunter	367	21	5.7
10.	Dave Matlock	164	10	6.1

(Fall Classic Average = 7.4)

Fall Classic Averages

Ball made on the break: 60%
 Nine ball made on the break: 2.5%
 Scratch on the break: 7.6%
 Scratch while going for position: 1.3%

Run out from the break: 19%
 Run out after making a ball on the break: 33.2%
 Run out with ball in hand: 70%

IF YOU TAKE YOUR POOL SERIOUSLY...

IT'S TIME TO THINK ABOUT A HUEBLER.

CUSTOM CUES

CUSTOM CASES



HUEBLER INDUSTRIES, INC.

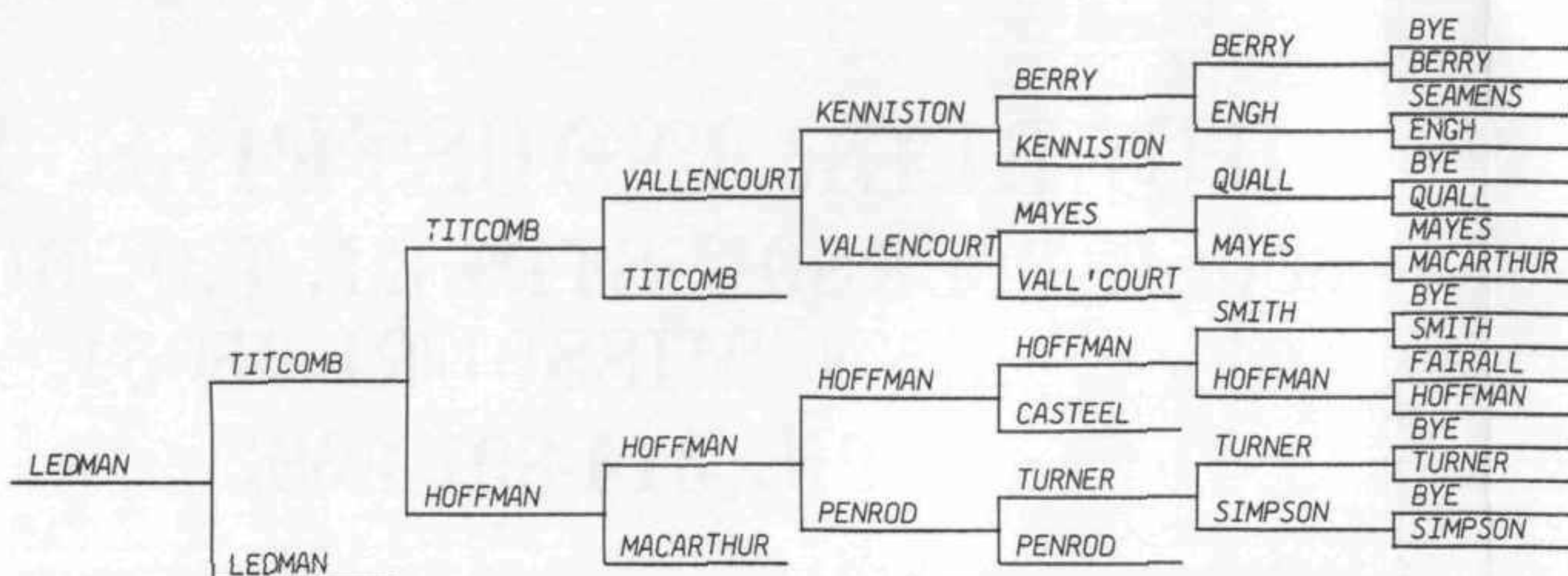
**600 JEFFERSON STREET, P.O. BOX 514
LINN, MISSOURI 65051**

PH. 314-897-3692

Below are the double elimination flow charts for the men's and women's divisions of the Fall Classic. The bold center line separates the winner's bracket from the loser's brackets. The names bordering the center line are the results of the first round of play. For example, Gulyassy defeated Brienza. This technique reduces the standard chart's height in half while



Bob Hunter
3rd



CHARTS

Charlotte

still displaying the results of the first round.

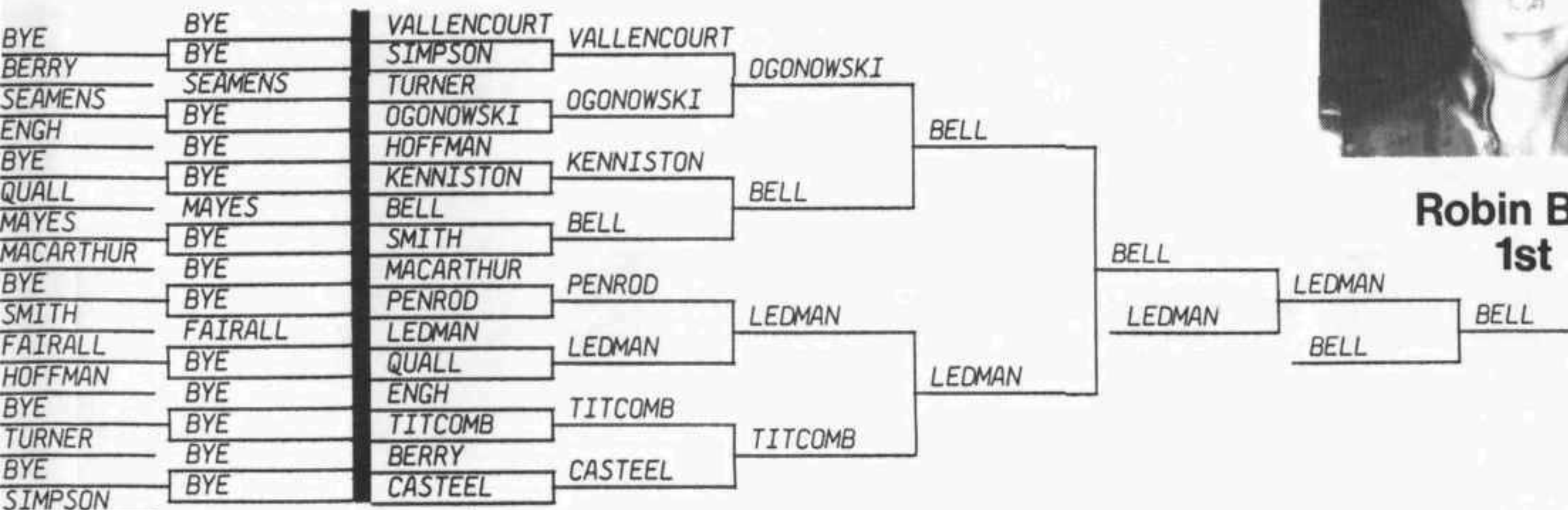
A new feature has been added to our men's flow chart design. (Thank you Stanley Koczan for the idea!) The small numbers throughout the chart represent the loser's score for that session. For instance, Gulyassy defeated Brienza 10-6, then defeated Rocha 10-5 and so on.

Men



**Earl Strickland
1st**

Women



**Robin Bell
1st**

IT'S HERE!

Now

The 1985 9-Ball Yearbook

(see next page)

ACCU-STATS
204 Eagle Rock Avenue
Roseland, New Jersey 07068
(201)838-7089

Vol. 1, No. 9 - North Carolina Fall 9-Ball Classic

Publisher-Editor	Patrick Fleming
Field Coordinator	Peter Fleming
Circulation Manager	Fran McKee
Scorekeepers	Rick Bouley
	Mary Kenniston
	Lynn Maddox

Fall Classic Tournament Staff:

Host Site	Rob's Roost
Promoter-Host	Robin Kiker
Director	Scott Smith

Copyright © 1985, by Accu-Stats. All rights reserved. Except as permitted under the United States Copyright Act of 1976, no part of this publication may be reproduced in any form or by any means, without the written permission of the publisher.

What's Next?

The next and last issue of Accu-Stats for 1985 will feature the Sands Regent Hotel-Casino 9-Ball Open, the second of the year. Gene Stary's Pro-Am event cut off at ninety-six players and was the key to the event's success. The pro event drew sixty-nine and would have drawn more had it not been for storms on both coasts.

May I have the envelope please? The winner of the Pro-Am event was Al Winchenbaugh and the winner of the pro event was Efren Reyes who incidentally lost his first match and then won twelve sessions in a row for the \$10,000 first prize. Tune in next issue for complete details!

1985 Yearbook

13

For the first time in pocket billiard history, a bona fide yearbook showing the statistical results of its professional players is now available! Listed are the records of the 361 players who have participated in the twelve major 9-ball tournaments of 1985. The 9-ball yearbook, called "The Wire" is housed in a three ring D-binder and is packed with over 400 pages of information.

1. **TOURNAMENT RESULTS** - Displays results of every major 9-ball tournament listing names, money winnings, won/lost record, and columns showing how each player placed in each tournament. It's similar to page 19 of this issue. (approx. 15 pages)
2. **LINE HISTORY REPORTS** - At least one page for each player, listed alphabetically, shows the results of each session played. Each line includes date, opponent, event, score, break avg., kick avg., TPA, and opponent's TPA. (approx. 375 pages)
3. **PERFORMANCE AVERAGES** - Displays fifteen statistical categories ranking the top 100 players in each category. (approx. 30 pages)
4. **SESSIONS - WON/LOST** - This section sorts players according to their won/lost record and "sessions decided by one game." (approx. 10 pages)
5. **WOMEN'S STATS** - Displays major tournament results in money winning order, alphabetical order, and won/lost record order. (approx. 7 pages)
6. **1984 RESULTS** - Displayed the same as section 1, with complete results of the 388 tournament players of 1984. (approx. 15 pages)
7. **SCORESHEETS** - Accu-Stats scoresheets and instructions. (approx. 7 pages)

This one-of-a-kind volume is just \$99.00 and is only available through Accu-Stats. To order, send check, money order, Master Card, or Visa to: Accu-Stats, 204 Eagle Rock Avenue, Roseland, NJ 07068.

Subscription Form

YES!!

Enter my name as an Accu-Stats subscriber

SUBSCRIPTION RATE: One Year For Only \$15.00

Card # _____ Exp. Date _____
Signature _____
Name _____
Address _____
City _____ State _____ Zip _____

Check - m/o ☐

Master Card ☐

Visa ☐

Please send me free scoresheet instructions ☐

Accu-Stats 204 Eagle Rock Avenue • Roseland, New Jersey 07068

201-838-7089

***Gulyassy nips Williams,
trips Crane,
and rips Howard
for South Carolina Title***

CHARLESTON, SC (11/19-21/85) - The brand new Golden Cue Restaurant and Family Billiards proudly hosted The First Annual South Carolina 9-Ball Open Championship. Walter and Mozelle Deery produced the event and added \$2,000 to the purse as the local Bud Light distributor also made a financial contribution to the tournament.

The race to eleven double elimination event was shortened from five days to three days and a noon to midnight schedule was adhered to. Two Gandy Big-G's within a theater-type arena set the stage for the nineteen professional players who vied for the \$5,800 purse. Most of the theater seats had name tags affixed to them, as the Golden Cue had sold "season tickets" for those seats long before the event began. The room which took pride in its delicious "home cooked meals" stayed open 24 hours and satisfied all appetites.

There was no lack of talent as evidenced by the list of contestants at the end of this article and the \$200 entry fee and prize money breakdown was well accepted by these top flight contestants.

Mike Gulyassy of Warren, Ohio who just came off a fourth place finish the week before in Charlotte went through the field undefeated. He bested Bob Opsahl, Jeff Koenig, and Tony Ellen before edging out veteran Bob Williams 11-10, outplaying Wade Crane, and decisively disposing of David Howard. He collected \$2,000 for his excellent play.

In some other interesting matches, a full house witnessed a first round match between Jose Parica and Buddy Hall. Parica defeated Hall 11-5 in which some of the spectators described Parica's play as "the best pool that they had ever seen." In the next round, Joe Rocha upset Buddy Hall giving him his second defeat.

The tournament received substantial media coverage as local print and TV media were present interviewing players and taping trick shots. The local TV station gave the event excellent news coverage immediately after the finals.

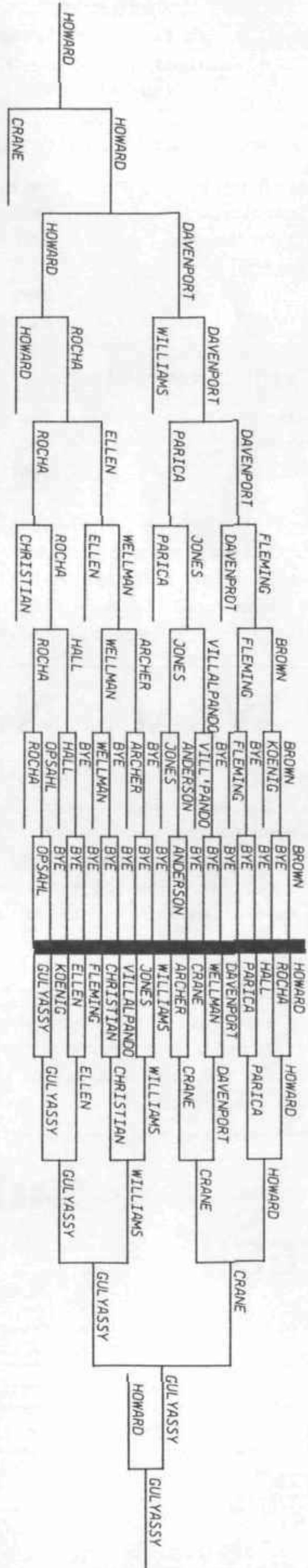
Another event is planned for next year. The results are as follows:

	NAME	PRIZE
1st	Mike Gulyassy	\$2,000
2nd	David Howard	1,250
3rd	Wade Crane	900
4th	Kim Davenport	600
5th-6th		
	Joe Rocha	325
	Bob Williams	325
7th-8th		
	Tony Ellen	200
	Jose Parica	200
9th-12th		
	Dan Christian	
	Pat Fleming	
	Danny Jones	
	Kenny Wellman	
13th-16th		
	John Archer	
	Tom Brown	
	Buddy Hall	
	Joe Villalpando	
17th-19th		
	Bill Anderson	
	Jeff Koenig	
	Bob Opsahl	

South Carolina Open

FLOW CHART

Charleston



.900 Club

With one tournament left to be played in 1985, nine major tournaments and 270 different players have been "Accu-Stat'd". Forty-eight of them have shot at least one .900 TPA. The current list of players with a minimum of five .900's are as follows:

Earl Strickland.....	19
Buddy Hall.....	16
Mike Sigel.....	16
Efren Reyes.....	13
Wade Crane.....	10
Kim Davenport.....	7
Allen Hopkins.....	6
Bob Hunter.....	5
Grady Mathews.....	5
Bob Williams.....	5

Mali *Billiard Cues* made in the U.S.A.

Two-piece billiard cues with the features and quality found only in other cues costing much, much more.

Write or call for brochures and information

The Henry W.T. Mall & Co. Inc.
257 Park Ave. South
New York, N.Y., 10010, U.S.A.

Phone: (212) 475-4960
Toll Free: (800) 223-6468
TWX: (710) 581-5522

NOTABLE MATCHES

(continued from page 3)

broke ten times and made a ball on the break without scratching all ten times.

Mike Sigel (.922) held **John Bell** (.333) to pocketing just five balls as he handed Bell his second 10-0 defeat of the event.

Earl Strickland (.950) missed only one ball in fourteen racks as he sent **Efren Reyes** (.850) to the loser's bracket with a 10-4 win.

With the score tied at 9-9, both **Howard Vickery** (.874) and **Danny Jones** (.818) had the benefit of shooting at the nine ball. Danny made his.

In the best played match of the tournament by both players, **Efren Reyes** (.921) nipped **Buddy Hall** (.918) 10-9.

With a starting time of 3AM, **Jose Parica** (.847) missed only one ball as he toppled fellow

countryman **Efren Reyes** (.706) 10-3 in Reyes' worst recorded match of the year.

Bob Hunter (.839) controlled the session for the first eleven racks and held the lead over **Earl Strickland** (.910) by 7-4. Yet six racks and fifteen minutes later Strickland proved to be the victor 10-7.

Jose Parica (.956) shot a 1.000 for the first eight racks and did little wrong after that as he gave **Earl Strickland** (.877) his only loss of the tournament 10-6.

During the final session of the tournament against **Jose Parica** (.776), **Earl Strickland** (.899) showed what champions are made of. He made the nine ball on the break once and had nine other opportunities to run out. He ran out each time and won 10-5! It was the only time during the tournament that a player ran out every time he had an opportunity.



Lou Butera

8 x 10 Pool Photographs
by **BILLIE BILLING**

Large Selection Available

\$5.95 each or 6/\$30

Plus \$1.50 postage & handling

Send check or money order to:

BILLIE BILLING

311 6th Avenue

Brooklyn, NY 11215

"Everything for the Pool Player"

TOWNE BILLIARD

264 E. Blackwell Street
Dover, N.J. 07801

Billiard Supply Store
201-366-9829

Call or write
for consumer brochure

WEST arcade billiards END

9-BALL HANDICAP TOURNAMENTS

Tuesdays & Thursdays

8:00 PM
Open Field
Double Elimination
entry:\$25

7:30 PM
C Class
Single Elimination
entry:\$15

25 Westfield Avenue, Elizabeth, New Jersey 07208 201-352-4019

Fall Classic

Scores & Averages

Charlotte

(continued from page 6)

#	Name	Score	Avg.	#	Name	Score	Avg.	#	Name	Score	Avg.
49)	J. Parica	10	(.874)	57)	K. Wellman	10	(.809)	65)	B. Hunter	10	(.855)
	W. Crane	7	(.817)		D. Bollman	9	(.784)		M. Gulyassy	4	(.780)
50)	M. Sigel	10	(.900)	58)	E. Strickland	10	(.888)	66)	E. Strickland	10	(.864)
	K. Davenport	7	(.893)		D. Searcy	7	(.863)		K. Wellman	5	(.623)
51)	P. Brienza	10	(.859)	59)	P. Brienza	10	(.843)	67)	M. Gulyassy	10	(.849)
	D. Jones	4	(.643)		D. Bollman	7	(.757)		P. Brienza	9	(.772)
52)	D. Howard	10	(.862)	60)	D. Searcy	10	(.892)	68)	J. Parica	10	(.857)
	B. Williams	6	(.757)		D. Howard	7	(.882)		K. Wellman	4	(.733)
53)	E. Reyes	10	(.830)	61)	E. Reyes	10	(.921)	69)	J. Parica	10	(.879)
	T. Brown	6	(.813)		B. Hall	9	(.918)		M. Gulyassy	9	(.842)
54)	J. Parica	10	(.845)	62)	J. Parica	10	(.872)	70)	E. Strickland	10	(.910)
	M. Sigel	7	(.750)		S. Mizerak	7	(.860)		B. Hunter	7	(.839)
55)	M. Gulyassy	10	(.783)	63)	P. Brienza	10	(.802)	71)	J. Parica	10	(.824)
	B. Hall	9	(.837)		D. Searcy	9	(.822)		B. Hunter	4	(.659)
56)	B. Hunter	10	(.921)	64)	J. Parica	10	(.847)	72)	J. Parica	10	(.956)
	S. Mizerak	3	(.735)		E. Reyes	3	(.706)		E. Strickland	6	(.877)
								73)	E. Strickland	10	(.899)
									J. Parica	5	(.776)

ACCU-FACT

Any trouble understanding Accu-Stats' terms or expressions? See page 18.

Strickland

(continued from page 2)

began, the participants were treated to a buffet, and for five days hostesses provided food and drink for the ever-present large crowds.

Incidentally, two beautiful billiard establishments in Charlotte that I highly recommend are Mother's Billiards and Dilworth Billiards.

Tourney Highlights

Earl Strickland posted a 6-1 record while playing his best pool against Efren Reyes. It was clear that that was the key match to win. He did and was never threatened until the finals when Parica bombarded him with the best play of the entire tournament winning his eighth session in a row playing nearly perfect, a .956 TPA. Yet once again Strickland came back as he often does defeating Parica 10-5 in the finals. Earl had the high TPA tournament average of .894, controlled his break best by scratching only once in 62 break shots and running out from the break 18 times.

Of the 73 matches, 11 were wire matches (Both Bob Opsahl and Buddy Hall each lost two matches 9-10.), 4 were shutouts, and there were 18 .900 TPA's. Davenport, Vickery, Brunt, and Crane played well yet did not cash in. Ray Badami and John Bell had the dubious distinction of losing both of their sets 10-0. Sorry guys. Kenny Wellman surprised veterans Cook, Davenport, and Bollman as he relegated them to the loser's bracket. Dave Bollman had the most crushing break making a ball on the break 71% of the time while Reyes and Parica both broke and ran out four racks. Buddy Hall had the highest TPA for a single session while losing (9-10), a .918 against Efren Reyes.

Men's Finals

Parica had just shot the best pool of the tournament and both players chose to play the final match without a break. Parica jumped to a 2-0 lead but for the next six racks, Strickland confined Parica to some kicking and mostly watching as Earl took the lead 6-2. For the next six racks, both players traded racks bringing the score to 9-5, Strickland's favor. The next and final rack, Parica had several chances to score but Earl ended up pocketing the eight and nine for the \$5,500 first prize.

Bell Outlasts Ledman

Robin Bell again proved her abilities by defeating Mayes, Smith, Kenniston, Ogonowski, and Ledman. Peg Ledman came right back to revenge her loss but only to lose once more in the final match. We Accu-Stat'd the ladies finals as Ledman (.750) bested Bell (.742) in the first set 8-5. The second set Bell shot an exceptional .821 for the grand prize.

GRAND OPENING

MEUCCI CUE REPAIR CENTER

(Factory Trained)

Introductory Offer **25% Off**

Good Thru 3/31/86

(Regular Repair Retail Prices)

QUALITY

Demand Metal Lathe
Quality Work
1,000th Inch Tolerances

SPEED

Most repairs done
in 1 week

SHAFTS

Made to order
your specs

ALL BRANDS

Accepted

MEUCCI CUE CARE

1831 Monument Blvd., Concord, CA 94520 • (415) 825-6307

How is the TPA calculated?

The TPA formula is total balls pocketed by (total balls pocketed plus errors). After scoring a match the total of misses, scratches on the break, bad kicks, bad safeties, and bad position are added to the total balls pocketed. This figure divides into the total balls pocketed. For instance, a player pockets 60 balls and makes 15 errors. Divide 75 into 60 to compute the average of .800.

FOR SALE

Gold Crown Billiard Table: \$1,000
9' National Pocket Table: \$700
(201)838-2754



MLS
MEMBER
METRO MLS

GARLAND BENNETT
President



BENNETT REALTY, INC.

2876 Virginia Beach Boulevard
Virginia Beach, Virginia 23452
Bus. (804) 486-4300 Res. (804) 463-9851

Definitions

ABBREVIATIONS

BPA - Break Performance Average
KPA - Kick Performance Average
SPA - Safety Performance Average
TPA - Total Performance Average

TERMS & EXPRESSIONS

ACCU-STATS AVERAGE - Same as TPA or TOTAL PERFORMANCE AVERAGE
BALLS MADE - Total balls pocketed
BREAK - The 9-ball break shot
ERROR - Any miss, scratch on the break, bad kick, bad safety, or bad position (see ERROR category)
GAME - One completed 9-ball rack
GOOD BREAK - A break shot in which a ball is made without scratching
GOOD KICK - A kick which results in a "good hit" (even if the cue ball scratches afterwards)
GOOD SAFETY - A safety after which the opponent fails to pocket a ball (excluding kick-ins)
KICK - A shot in which a player attempts to hit a ball that cannot be "seen" and requires either a rail first, masse' or jump shot to complete
MAKEABLE SHOT - A shot that is as easy or easier than a spot shot
OPPORTUNITY - Exists when a player makes an attempt to run out by pocketing at least one ball or approaching the table with a makeable shot
POINTS - Number of balls pocketed
POSITION ERROR - Same as BAD POSITION
RUN OUT - Occurs any time the 9-ball is pocketed
SAFETY - A shot in which a player's primary concern is defense
SESSION - A race to a specified number of games
SHOTS MISSED - See MISS
SNOOKERED - A condition that exists when a player is unable to "see" the lowest ball on the table

ERRORS

MISS - Occurs when a player's primary concern is to pocket a ball that can be "seen", but fails to do so and is forced to leave the table
SCRATCH ON THE BREAK - Occurs when a player scratches on the break, regardless of whether a ball is pocketed or not

BAD KICK - Occurs when a player attempts, but fails to make a good hit after being snookered

BAD SAFETY - Occurs when a player's opponent pockets a ball immediately after a safety (excluding kick-ins)

BAD POSITION - Occurs when inadequate position causes a player to leave the table (excluding immediately after the break shot)

STATISTICAL RANKINGS

BREAK PERFORMANCE AVERAGE - Reflects a player's ability to make a ball on the break without scratching

KICK PERFORMANCE AVERAGE - Reflects a player's ability to make a good hit when snookered

RUN OUT OPPORTUNITIES - Reflects a player's ability to run out the rack after pocketing at least one ball or approaching the table with a makeable shot

SAFETY PERFORMANCE AVERAGE - Reflects a player's ability to play a safety which prevents his opponent from pocketing a ball

TOTAL PERFORMANCE AVERAGE - A player's "batting average", considered are balls pocketed and errors

CALCULATIONS

BREAK PERFORMANCE AVERAGE OR BPA:

Good breaks/Total breaks

KICK PERFORMANCE AVERAGE OR KPA:

Good kicks/Total kicks

MISSES PER 100 BALLS POCKETED:

(Misses x 100)/Balls pocketed

POSITION ERRORS PER 100 BALLS POCKETED:

(Position errors x 100)/Balls Pocketed

RUN OUT OPPORTUNITIES:

Run outs/Opportunities

RUN OUTS FROM THE BREAK:

Run outs from break/Breaks

SAFETY PERFORMANCE AVERAGE OR SPA:

Good safeties/Total safeties

SCRATCH ON THE BREAK:

(Scratches on break x 100)/Breaks

TOTAL PERFORMANCE AVERAGE OR TPA:

Balls pocketed/(Balls pocketed + Errors)

1985 Major Tournament Results

(MINIMUM = \$1,726.00 WINNINGS)

Name	Events	In Money	YTD\$ Winnings	Sessions Won Lost	HOUSTON	OHIO RHMD	KY	RENO	A.C.	MOLINE	RCKYMT	B.C. VIR	NORFOLK BCH	CHAR	NC
Crane, Wade	11	8	50900.00	59 - 21	2	5-6	7-8	49-64	1	1	17-24	3-4	17-24	4	17-24
Strickland, Earl	11	11	37205.00	62 - 18	3	1	1	17-24	3-4	13-16	2	17-24	3	5-6	1
McCready, Keith	7	6	36916.00	27 - 12	97-108	.	2	3	17-32	.	.	1	7-8	7-8	.
Hall, Buddy	11	10	32680.00	56 - 21	7-8	2	9-12	4	2	5-6	9-12	33-48	1	17-24	9-12
Reyes, Efren	9	7	21016.00	43 - 14	1	.	.	7-8	17-32	7-8	1	49-64	33-45	3	7-8
Sigel, Mike	10	9	16656.00	46 - 21	25-32	9-12	17-24	1	9-16	.	3	13-16	4	5-6	13-16
LeBron, Mike	4	3	14080.00	17 - 8	33-64	.	.	2	33-45	2	.
Reid, Jimmy	6	5	12400.00	22 - 11	5-6	.	5-6	.	.	.	17-24	25-32	5-6	1	.
Rempe, Jim	7	5	10051.00	23 - 15	9-12	.	17-24	2	17-32	25-32	.	5-6	.	17-24	.
Howard, David	11	8	9050.00	32 - 22	25-32	9-12	3	5-6	65-114	13-16	17-24	9-12	17-24	25-32	9-12
Davenport, Kim	11	7	7575.00	29 - 22	7-8	13-16	49-57	13-16	65-114	33-48	5-6	3-4	17-24	9-12	17-24
Williams, Bob	8	5	6712.00	24 - 18	5-6	3	49-57	.	5-8	.	7-8	.	25-32	33-48	13-16
Gulyassy, Mike	9	6	6615.00	23 - 18	4	5-6	25-32	.	33-64	5-6	.	49-64	33-45	17-24	4
Hubbart, Larry	5	5	6400.00	18 - 10	17-24	.	7-8	.	.	2	.	25-32	9-12	.	.
Mathews, Grady	10	7	6030.00	32 - 20	25-32	25-32	17-24	17-24	33-64	33-48	4	25-32	2	9-12	.
Swanson, Jay	7	6	5441.00	23 - 16	65-96	9-12	5-6	5-6	17-32	17-24	.	17-24	.	.	.
Hunter, Bob	10	6	5216.00	25 - 22	13-16	25-32	33-48	49-64	17-32	13-16	.	17-24	9-12	33-48	3
Hopkins, Allen	6	5	5066.00	24 - 12	.	.	4	.	17-32	.	5-6	65-67	9-12	13-16	.
Frady, Joe	1	1	5000.00	10 - 3	3-4
DiLiberto, Danny	8	7	4986.00	26 - 18	9-12	17-24	13-16	.	9-16	17-24	.	7-8	.	17-24	25-32
Mizerak, Steve	6	5	4437.00	22 - 12	.	.	17-24	.	5-8	.	.	9-12	7-8	17-24	9-12
Massey, Mike	8	5	3930.00	23 - 16	25-32	7-8	25-32	9-12	33-64	33-48	.	7-8	33-45	.	.
Parica, Jose	3	3	3715.00	14 - 6	9-12	9-12	2
Bollman, Dave	11	9	3580.00	25 - 22	33-48	17-24	9-12	17-24	33-64	33-48	7-8	17-24	17-24	13-16	9-12
Sweet, Toby	3	3	3002.00	15 - 8	.	9-12	13-16	.	5-8
Carter, Jeff	4	3	2730.00	13 - 9	.	.	.	7-8	33-64	33-48	.	9-12	.	.	.
Dobesenski, Ron	2	1	2700.00	6 - 4	3	.	33-48	.	.	.
Luat, Rudolfo	4	3	2476.00	18 - 7	.	.	.	33-48	9-16	7-8	.	.	13-16	.	.
Harris, Jr.	5	3	2465.00	14 - 10	33-48	.	.	9-12	5-6	9-12	33-37
Vickery, Howard	10	6	2245.00	21 - 21	65-96	33-48	9-12	17-24	33-64	17-24	17-24	.	13-16	13-16	17-24
Vanover, Bob	1	1	2052.00	9 - 3	5-8
Incardona, Bill	4	1	2000.00	7 - 6	.	.	49-57	65-66	65-114	.	.	5-6	.	.	.
McCoy, Don	1	1	2000.00	7 - 2	4
Mataya, Jim	6	3	1966.00	16 - 12	65-96	25-32	.	13-16	17-32	9-12	.	33-48	.	.	.
Brienza, Paul	9	3	1925.00	17 - 18	49-64	.	25-32	33-48	65-114	17-24	.	13-16	25-32	33-48	5-6
Dobrowolski, S.	3	2	1776.00	13 - 6	.	.	9-12	.	9-16	.	.	33-48	.	.	.
Varner, Nick	2	2	1726.00	9 - 4	17-24	.	.	.	9-16

ACCU-STATS
204 EAGLE ROCK AVENUE
ROSELAND, NJ 07068

Address Correction Requested

Bulk Rate
U.S. Postage
PAID
Roseland, NJ
Permit #42

YEAR TO DATE Sessions Won ~ Lost

(MINIMUM SESSIONS = 15)

#	NAME	WON	LOST	PCT	#	NAME	WON	LOST	PCT
1.	Strickland, Earl	62	- 18	.775	21.	Carter, Jeff	13	- 9	.591
2.	Reyes, Efren	43	- 14	.754	22.	Massey, Mike	23	- 16	.590
3.	Crane, Wade	59	- 21	.738	23.	Swanson, Jay	23	- 16	.590
4.	Hall, Buddy	56	- 21	.727	24.	Harris, Jr.	14	- 10	.583
5.	Luat, Rudolfo	18	- 7	.720	25.	Williams, Bob	24	- 18	.571
6.	Parica, Jose	14	- 6	.700	26.	Mataya, Jim	16	- 12	.571
7.	McCready, Keith	27	- 12	.692	27.	Davenport, Kim	29	- 22	.569
8.	Sigel, Mike	46	- 21	.687	28.	Gulyassy, Mike	23	- 18	.561
9.	Dobrowolski, S.	13	- 6	.684	29.	Bollman, Dave	25	- 22	.532
10.	LeBron, Mike	17	- 8	.680	30.	Hunter, Bob	25	- 22	.532
11.	Hopkins, Allen	24	- 12	.667	31.	Vickery, Howard	21	- 21	.500
12.	Reid, Jimmy	22	- 11	.667	32.	Brown, Tom	8	- 8	.500
13.	Sweet, Toby	15	- 8	.652	33.	Brienza, Paul	17	- 18	.486
14.	Mizerak, Steve	22	- 12	.647	34.	Martin, Ray	11	- 12	.478
15.	Dominguez, Ernesto	11	- 6	.647	35.	Nelson, Larry	7	- 8	.467
16.	Hubbart, Larry	18	- 10	.643	36.	Medina, Danny	10	- 12	.455
17.	Mathews, Grady	32	- 20	.615	37.	Geiler, Rich	8	- 10	.444
18.	Rempe, Jim	23	- 15	.605	38.	Fleming, Pat	7	- 10	.412
19.	Howard, David	32	- 22	.593	39.	Brinson, Charlie	6	- 10	.375
20.	DiLiberto, Danny	26	- 18	.591	40.	Opsahl, Bob	6	- 14	.300

Sessions Decided by One Game

(MINIMUM SESSIONS = 5)

#	NAME	WON	LOST	PCT	#	NAME	WON	LOST	PCT
1.	Reid, Jimmy	5	- 1	.833	14.	Sigel, Mike	6	- 5	.545
2.	McCready, Keith	8	- 2	.800	15.	Hubbart, Larry	3	- 3	.500
3.	Luat, Rudolfo	4	- 1	.800	16.	Mataya, Jim	3	- 3	.500
4.	Massey, Mike	4	- 1	.800	17.	Rempe, Jim	4	- 5	.444
5.	Crane, Wade	9	- 3	.750	18.	Gulyassy, Mike	3	- 4	.429
6.	Strickland, Earl	6	- 3	.667	19.	Mathews, Grady	3	- 4	.429
7.	DiLiberto, Danny	4	- 2	.667	20.	Vickery, Howard	5	- 7	.417
8.	Hopkins, Allen	4	- 2	.667	21.	Mizerak, Steve	2	- 3	.400
9.	LeBron, Mike	4	- 2	.667	22.	Reyes, Efren	4	- 7	.364
10.	Bollman, Dave	6	- 4	.600	23.	Davenport, Kim	4	- 8	.333
11.	Hunter, Bob	3	- 2	.600	24.	Opsahl, Bob	2	- 5	.286
12.	Hall, Buddy	7	- 5	.583	25.	Brienza, Paul	2	- 7	.222
13.	Howard, David	4	- 3	.571	26.	Medina, Danny	1	- 4	.200

ACCU-FACT

In 1984, Wade Crane's won-lost record was 12-12.
So far in 1985, his won-lost record is 59-21.