

# ACCUS TATS


A STATISTICAL ANALYSIS OF 9-BALL POCKET BILLIARDS

(201) 838-7089

Apr. 14 - Jun. 30, 1985

Vol. 1, No. 4

## Sigel Outstanding at Sands Regent



**R E N O** - Mike Sigel posted a 10-1 record while averaging .890 at the Sands Regent Open to secure the \$10,000 first prize. In races to nine, he tallied wins over Saunders (3), Golder (4), and Reyes (6) before a Rempe (4) defeat. From the loser's bracket, he toppled Harris (0), Carter (4), Swanson (6), Hall (6), McCready (3), and Rempe twice, 8-7, 8-2.



# SANDS REGENT OPEN

## RENO, NEVADA

### June 4 ~ 8, 1985

#### Men:

#### FINAL STANDINGS

#	NAME	AVG.	PRIZE	#	NAME	AVG.
1.	Mike Sigel	(.890)	\$10,000	33rd-48th		
2.	Jim Rempe	(.869)	6,000		Paul Brienza	(.846)
3.	Keith McCready	(.848)	4,000		Gil Mascareno	(.836)
4.	Buddy Hall	(.869)	3,000		Rudolfo Luat	(.810)
5th-6th					Roy Futterstock	(.789)
	Jay Swanson	(.858)	2,000		Gary Hutchings	(.785)
	David Howard	(.842)	2,000		Dick Renk	(.776)
7th-8th					Gary Golder	(.772)
	Efren Reyes	(.884)	1,550		Dan D'Imperio	(.765)
	Jeff Carter	(.870)	1,550		Angelo Dal Porto	(.760)
9th-12th					Richard White	(.755)
	Ed Kelly	(.838)	1,000		Jimmy Rogers	(.754)
	Mike Massey	(.823)	1,000		Gene Yates	(.750)
	Jr. Harris	(.817)	1,000		Tim Kwong	(.731)
	Pete Lhotka	(.755)	1,000		Neal Goodale	(.704)
13th-16th					Jim Carroll	(.680)
	Kim Davenport	(.855)	550		Ray Badami	(.605)
	Jim Mataya	(.845)	550	49th-63rd		
	Tony Martino	(.791)	550		Dan Louie	(.828)
	Cecil Tugwell	(.778)	550		Bob Hunter	(.824)
17th-24th					Brian Hashimoto	(.799)
	Howard Vickery	(.848)	300		Danny Medina	(.778)
	Earl Strickland	(.846)	300		Wade Crane	(.774)
	Dave Bollman	(.818)	300		Ronnie Allen	(.759)
	David Nottingham	(.818)	300		Ted Ito	(.758)
	Grady Mathews	(.807)	300		John Wright	(.752)
	Lou Butera	(.795)	300		Rich Geiler	(.714)
	Warren Costanza	(.770)	300		Harry Platis	(.674)
	Mike Zimmerman	(.736)	300		Pete McCoy	(.631)
25th-32nd					Cole Dickson	(.627)
	Ernesto Dominguez	(.845)	100		Roy Bright	(.623)
	Joe Salazar	(.844)	100		R. Shreckengast	(.594)
	Fred Guarino	(.825)	100		William Brown	(.528)
	Larry Nelson	(.807)	100	64th-65th		
	Dick Megiveron	(.771)	100		Lance Saunders	(.758)
	Robert LaBlanc	(.761)	100		Bill Incardona	(.727)
	Mike Dooley	(.760)	100			
	Darrell Nordquist	(.738)	100			

#### Women:

	NAME	PRIZE	NAME	PRIZE	NAME	PRIZE
			5th-6th		9th-12th	
			Ewa Mataya	400	Theresa Wilson	80
1st	Jean Balukas	\$4,000	Jean Vallincourt	400	Kelly Simpson	80
2nd	Mary Kenniston	2,400	7th-8th		Jan LaBlanc	80
3rd	Robin Bell	1,400	Kathy Miao	240	Laura Smith	80
4th	Vicki Frechen	720	Kris Turner	240		



# 'Captain Hook' Takes Charge

3

After a long dry spell, then two minor tournament wins in the last month, Mike Sigel was tuned in. He outclassed the Sands Regent Open field and deserved the \$10,000 first prize.

Although he spent most of his time in the loser's bracket, Mike posted a 10-1 record which included five .900's, and the tournament high average of .890.

Mike displayed excellence in most statistical

categories but exceptionally well in "Run Outs from the Break". This stat reflects a player's ability to break and run out without allowing his opponent to the table. Sigel accomplished this 43% of the time. In fact, if he made a ball on the break, you were in real trouble, for under these circumstances he ran out 60% of the time. How can anyone fade that?

Well, it appears "The Captain" is back in form and ready for bear! Welcome back Mike.

## Notable Matches

The spectators at the Sands were quite fortunate for there were many exciting matches that were notable enough to warrant review. The number in parentheses is the player's TPA for that session.

In a most unusual match, Grady Mathews (.683) pocketed only 28 balls while Mike Dooley (.828) pocketed 78. Mathews won 9-5!

After trailing 1-4, Darrell Nordquist (.821) held Rich Geiler (.692) to pocketing just three more balls for the rest of the set. Nordquist won 11-4.

While leading 7-4, Ronnie Allen (.806) missed an easy nine ball. It was the last object ball Ronnie would hit. Fred Guarino (.864) won 9-7.

After defeating Harry Platis (.714) 9-8 in a seesaw match that traded the lead five times, Keith McCready (.810) announced to the crowd, "Never a doubt!"

At 7-5, Roy Futternick (.856) and Robert LaBlanc (.745) played "hot potato" with the nine ball six times before Roy pocketed it. Futternick won 9-5.

Mike Sigel (.887) ran out from the break five times during his 9-3 victory over Lance Saunders (.833).

Tony Martino (.885) shot a 1.000 for the last six racks to win 9-4 over R. Shreckengaust (.629).

Bob Hunter (.901) shut out Lance Saunders (.654) 9-0.

From a 4-7 deficit, Mike Zimmerman (.809) put it together and upset Jim Mataya (.783) 9-7.

While leading 8-7, and shooting an easy eight ball, Dick Renk (.820) miscues and never shoots again. Mike Massey (.798) wins 9-8.

Similarly, while leading 8-7 and shooting an easy eight ball, Rudolfo Luat (.719) miscues and never shoots again. Lou Butera (.731) wins 9-8.

While trailing 3-6, Dick Megiveron (.786) watched as Gary Hutchings (.756) broke the balls. Dick then ran out, broke and ran out, broke and ran out, and broke and ran out. Dick won the match 9-7.

Gil Mascareno (.818) missed an easy seven ball. Cecil Tugwell (.897) then garnered the tournament high run honors by winning that rack and running four more. Cecil won 9-3.

Leading 8-7, Gene Yates (.691) miscued on the eight ball. Rich Geiler (.722) then tied the match and at 8-8, ran the rack but scratched on the nine.

Leading 8-7, Joe Salazar (.846) is ready to sink the last three balls to defeat Jim Mataya (.881). Joe miscues on the seven but still pockets it! He manicures his tip, chalks up, and miscues on the eight! Jim wins 9-8.

(continued on page 17)



Lou Butera

8 x 10 Pool Photographs  
by BILLIE BILLING  
Large Selection Available  
\$5.95 each or 6/\$30  
Plus \$1.50 postage & handling  
Send check or money order to:  
BILLIE BILLING  
311 6th Avenue  
Brooklyn, NY 11215



### SHOWCASE BILLIARDS

CUSTOM CUE REPAIR SERVICE  
(Repair any cue)

Custom Made  
2 pc. Hustler Cue:

"Over 15 years experience" MADE TO YOUR SPECS  
ALL WORK GUARANTEED \$80.00

Clay Etheridge & Al Albrecht  
(303) 457-2501

1028 W. 104th Ave.  
Northglenn, Colo. 80234



# Pros Share Spotlight With Amateurs

RENO, NV (6/1-2/85) - In addition to the professionals, the Sands played host to a handicap division based on Gene Stary's USPPA handicap system. 48 players of varying skills raced to six for the \$1,000 first prize. The Sands added \$2,000 and guaranteed money to half the field. Nick Cano (two game handicap) emerged champion by beating Paul Brienza twice from the loser's bracket. A partial in-the-money breakdown follows, the number in parentheses being the handicap rating.

NAME	PRIZE
1st Nick Cano(77)	\$1,000
2nd Paul Brienza(125)	640
3rd Kim Davenport(120)	500
4th Mike Boyd(85)	340
5th-6th	
Ron Campbell(73)	200
Gerry Kelly(55)	200
7th-8th	
Jim Johnson(50)	160
Rod Norton(44)	160

This is the first of several major events featuring Stary's handicap system. All of the players were familiar with the system having established ratings.

## The Handicap System

Stary developed his system in 1968 although Mike Pasqual, a professor, invented the mathematical formula in 1950. The handicap used is "games on the wire". This enables players of all calibres, from amateur to pro, to compete on an equal par. Gene has only been actively promoting his system for the last three years and consistently draws 16-40 players in each local event. There are several rooms in his area also using the system.

## Organized Tournaments

For the room owner who finds it difficult to organize tournaments on a weekly basis, this handicap system is the answer. The score sheet is simple to use. At the start of each inning, all that is marked is whether or not the player has an open shot to a pocket. That's it! The scoresheets are then processed and a report listing each player's

rating is returned. These ratings are referenced to a chart which determines the proper handicap. So, if you are having problems filling fields for local tournaments, TRY THIS SYSTEM!

More information? Contact:

Gene Stary  
Great American Billiards  
5536 Garfield Avenue  
Sacramento, CA 95841  
(916)334-1776



**PLEASE POST.....PLEASE POST**




*The Best of the Rockies Comes to Rocky Mount, North Carolina*

**Coors**


PRESENTS

## THE SECOND ANNUAL TAR HEEL NINE BALL OPEN

At



Hwy 64 E Rocky Mount, N.C.  
Call "Mutt" Faulkner For Details  
**(919) 972-9220**



### TOURNAMENT RULES

One Foul Cue Ball  
In Hand  
Double Elimination  
11 Out of 21 Games



*1ST PRIZE.....	\$5,000
2ND PRIZE.....	\$2,500
3RD PRIZE.....	\$1,500
4TH PRIZE.....	\$1,000
5-6.....	\$600
7-8.....	\$550
9-12.....	\$400
13-16.....	\$275

\*Based upon 32 Entries  
Entry Fee's Over 32 Go In Pot  
HOUSE ADDS \$6200 -GUARANTEED  
Last Year's Prize Payout! \$17,400.00

Mon. Aug. 19; Tues. Aug. 20; Wed. Aug. 21; Thurs. Aug. 22; Fri. Aug. 23; Sat. Aug. 24

Entry Fee \$275



No Exception Deadline  
7:00 PM Mon. Aug. 19

Tournament Directors: "Mutt" Faulkner & Tony Davis



# SCORES & AVERAGES

#	Name	Score	Avg.	#	Name	Score	Avg.	#	Name	Score	Avg.
1)	G. Mascareno	9	(.872)	21)	D. Nottingham	9	(.855)	41)	J. Rogers	9	(.783)
	B. Hunter	4	(.778)		B. Hashimoto	7	(.769)		B. Hashimoto	8	(.826)
2)	G. Golder	9	(.753)	22)	C. Tugwell	9	(.776)	42)	L. Butera	9	(.827)
	B. Incardona	7	(.727)		J. Rogers	6	(.741)		D. Louie	6	(.781)
3)	P. Lhotka	9	(.798)	23)	M. Massey	9	(.886)	43)	D. Bollman	9	(.824)
	G. Yates	8	(.795)		D. Medina	6	(.776)		T. Ito	3	(.759)
4)	D. Nordquist	9	(.821)	24)	D. Renk	9	(.766)	44)	E. Dominguez	9	(.914)
	R. Geiler	4	(.692)		R. White	3	(.700)		P. McCoy	2	(.618)
5)	G. Mathews	9	(.683)	25)	B. Hall	9	(.889)	45)	A. Dal Porto	9	(.772)
	M. Dooley	5	(.828)		J. Carroll	1	(.500)		C. Dickson	6	(.610)
6)	E. Strickland	9	(.919)	26)	W. Costanza	9	(.805)	46)	R. LaBlanc	9	(.678)
	W. Crane	1	(.857)		J. Wright	6	(.770)		H. Platis	4	(.571)
7)	K. Davenport	9	(.928)	27)	D. D'Imperio	9	(.841)	47)	G. Hutchings	9	(.808)
	G. Mascareno	3	(.769)		R. Badami	1	(.550)		R. Bright	3	(.629)
8)	F. Guarino	9	(.864)	28)	E. Reyes	9	(.881)	48)	G. Mascareno	9	(.840)
	R. Allen	7	(.806)		W. Brown	2	(.469)		R. Allen	5	(.712)
9)	R. Luat	9	(.922)	29)	G. Golder	9	(.818)	49)	M. Dooley	9	(.820)
	R. Bright	3	(.618)		T. Kwong	3	(.571)		W. Crane	6	(.746)
10)	J. Swanson	9	(.857)	30)	M. Sigel	9	(.887)	50)	G. Yates	9	(.691)
	G. Hutchings	7	(.792)		L. Saunders	3	(.833)		R. Geiler	8	(.722)
11)	K. McCready	9	(.810)	31)	J. Carter	9	(.878)	51)	P. Lhotka	9	(.716)
	H. Platis	8	(.714)		P. Brienza	8	(.882)		D. Nordquist	8	(.639)
12)	R. Futternick	9	(.856)	32)	T. Martino	9	(.885)	52)	E. Strickland	9	(.877)
	R. LaBlanc	5	(.745)		R. Shrec'gaust	4	(.629)		G. Mathews	3	(.862)
13)	L. Nelson	9	(.810)	33)	N. Goodale	9	(.788)	53)	K. Davenport	9	(.897)
	A. Dal Porto	6	(.784)		H. Vickery	8	(.811)		F. Guarino	4	(.757)
14)	J. Harris	9	(.781)	34)	B. Hunter	9	(.901)	54)	J. Swanson	9	(.860)
	C. Dickson	6	(.649)		L. Saunders	0	(.654)		R. Luat	7	(.813)
15)	J. Mataya	9	(.816)	35)	G. Mascareno			55)	K. McCready	9	(.883)
	E. Dominguez	5	(.829)		B. Incardona	(FORFEIT)			R. Futternick	2	(.567)
16)	M. Zimmerman	9	(.609)	36)	H. Vickery	9	(.841)	56)	J. Harris	9	(.844)
	P. McCoy	8	(.636)		R. Shrec'gaust	1	(.559)		L. Nelson	5	(.807)
17)	E. Kelly	9	(.771)	37)	T. Kwong	9	(.908)	57)	M. Zimmerman	9	(.809)
	T. Ito	4	(.757)		B. Hunter	5	(.774)		J. Mataya	7	(.783)
18)	J. Salazar	9	(.859)	38)	R. Badami	9	(.603)	58)	E. Kelly	9	(.871)
	D. Bollman	5	(.815)		W. Brown	8	(.545)		J. Salazar	5	(.803)
19)	D. Megiveron	9	(.783)	39)	J. Carroll	9	(.765)	59)	D. Howard	9	(.883)
	L. Butera	6	(.741)		J. Wright	5	(.734)		D. Megiveron	4	(.714)
20)	D. Howard	9	(.887)	40)	R. White	9	(.800)	60)	D. Nottingham	9	(.861)
	D. Louie	7	(.871)		D. Medina	6	(.779)		C. Tugwell	6	(.711)

Caesar Morales of "Red's" fame now uses Efren Reyes.

Any trouble understanding Accu-Stats' terms or expressions? See page 19.



# SCORES & AVERAGES

Reno

#	Name	Score	Avg.	#	Name	Score	Avg.	#	Name	Score	Avg.
61)	M. Massey	9	(.798)	83)	H. Vickery	9	(.816)	93)	K. McCready	9	(.906)
	D. Renk	8	(.820)		L. Nelson	7	(.804)		J. Harris	5	(.818)
62)	B. Hall	9	(.920)	84)	J. Mataya	9	(.881)	94)	E. Kelly	9	(.867)
	W. Costanza	5	(.860)		J. Salazar	8	(.846)		M. Zimmerman	8	(.808)
63)	E. Reyes	9	(.895)	85)	G. Mathews	9	(.750)	95)	D. Howard	9	(.809)
	D. D'Imperio	5	(.767)		D. Nordquist	3	(.677)		D. Nottingham	8	(.793)
64)	M. Sigel	9	(.912)	86)	L. Butera	9	(.891)	96)	M. Massey	9	(.852)
	G. Golder	4	(.725)		F. Guarino	7	(.836)		B. Hall	4	(.655)
65)	J. Rempe	9	(.823)	87)	D. Bollman	9	(.860)	97)	M. Sigel	9	(.926)
	J. Carter	6	(.800)		E. Dominguez	7	(.782)		E. Reyes	6	(.887)
66)	T. Martino	9	(.716)	88)	J. Carter	9	(.851)	98)	J. Rempe	9	(.911)
	N. Goodale	8	(.670)		R. LaBlanc	7	(.761)		T. Martino	2	(.810)
67)	H. Vickery	9	(.870)	89)	C. Tugwell	9	(.803)	99)	B. Hall	9	(.918)
	R. Futternick	5	(.792)		D. Megiveron	4	(.776)		H. Vickery	8	(.937)
68)	L. Nelson	9	(.808)	90)	W. Costanza	9	(.747)	100)	J. Mataya	9	(.890)
	P. Brienza	8	(.810)		M. Dooley	5	(.671)		D. Nottingham	3	(.729)
69)	J. Mataya	9	(.854)	91)	P. Lhotka	9	(.866)	101)	T. Martino	9	(.802)
	T. Kwong	3	(.571)		E. Strickland	3	(.696)		G. Mathews	8	(.825)
70)	J. Salazar	9	(.859)	92)	J. Swanson	9	(.877)	102)	E. Reyes	9	(.874)
	R. Badami	1	(.676)		K. Davenport	2	(.625)		L. Butera	6	(.776)
71)	D. Nordquist	9	(.808)								
	J. Carroll	3	(.661)								
72)	G. Mathews	9	(.872)								
	R. White	8	(.746)								
73)	F. Guarino	9	(.815)								
	J. Rogers	8	(.732)								
74)	L. Butera	9	(.731)								
	R. Luat	8	(.719)								
75)	D. Bollman	9	(.825)								
	D. D'Imperio	2	(.660)								
76)	E. Dominguez	9	(.873)								
	G. Golder	5	(.766)								
77)	J. Carter	9	(.887)								
	A. Dal Porto	2	(.690)								
78)	R. LaBlanc	9	(.847)								
	N. Goodale	5	(.619)								
79)	D. Megiveron	9	(.786)								
	G. Hutchings	7	(.756)								
80)	C. Tugwell	9	(.897)								
	G. Mascareno	3	(.818)								
81)	M. Dooley	9	(.711)								
	D. Renk	7	(.733)								
82)	W. Costanza	9	(.743)								
	G. Yates	8	(.776)								

## Blood Test Zone?

Some of us perform at our best when ahead, others when behind. Some of us play well early in the set, others when its down to the wire, but there is no doubt that we all perform differently when the pressure is on!

The real test, as explained by Bill Incardona, is the ability to perform when in the "blood test zone". The "blood test zone" is that part of the session when both contestants are within two games of winning the set. Now there's pressure! Incardona feels that maybe a separate statistic should be kept reflecting a players skill when in this "zone". This will show who performs best when under extreme pressure.

Accu-Stats' Total Performance Average (TPA) reflects a player's overall performance. If we isolate the results of the "blood test zone" from the rest of the match, we could then calculate the difference in TPA's between the "blood test zone" and the rest of play. Could we then call that difference the "dog factor"?

## Mike Ashe Remembered

Mike Asch, a prominent leader in promoting tournaments in the mid 70's passed away April 23, 1985. He was an integral part in generating interest for many of the great players of today. He will be sadly missed.



# Total Performance Average (TPA)

## Sands Regent Open Rankings

7

If you reviewed any of the scores on the previous pages, you probably noticed a number in parentheses to the right of each score. It was called the Accu-Stats Average. It is actually another name for Total Performance Average. Those numbers reflect the player's ability for a single session. What follows are the overall tournament averages for each contestant.

1. MIKE SIGEL	.890	23. DAVID NOTTINGHAM	.818	45. LANCE SAUNDERS	.758
2. EFREN REYES	.884	24. JR. HARRIS	.817	46. TED ITO	.758
3. JEFF CARTER	.870	25. RUDOLFO LUAT	.810	47. PETE LHOTKA	.755
4. JIM REMPE	.869	26. LARRY NELSON	.807	48. RICHARD WHITE	.755
5. BUDDY HALL	.869	27. GRADY MATHEWS	.807	49. JIMMY ROGERS	.754
6. JAY SWANSON	.858	28. BRIAN HASHIMOTO	.799	50. JOHN WRIGHT	.752
7. KIM DAVENPORT	.855	29. LOU BUTERA	.795	51. GENE YATES	.750
8. HOWARD VICKERY	.848	30. TONY MARTINO	.791	52. DARREL NORDQUIST	.738
9. KEITH MCCREADY	.848	31. ROY FUTTERNICK	.789	53. MIKE ZIMMERMAN	.736
10. PAUL BRIENZA	.846	32. GARY HUTCHINGS	.785	54. TIM KWONG	.731
11. EARL STRICKLAND	.846	33. CECIL TUGWELL	.778	55. BILL INCARDONA	.727
12. ERNEST DOMINGUEZ	.845	34. DANNY MEDINA	.778	56. RICH GEILER	.714
13. JIM MATAYA	.845	35. DICK RENK	.776	57. NEAL GOODALE	.704
14. JOE SALAZAR	.844	36. WADE CRANE	.774	58. JIM CARROLL	.680
15. DAVID HOWARD	.842	37. GARY GOLDER	.772	59. HARRY PLATIS	.647
16. ED KELLY	.838	38. DICK MEGIVERON	.771	60. PETER MCCOY	.631
17. GIL MASCARENO	.836	39. WARREN COSTANZA	.770	61. COLE DICKSON	.627
18. DAN LOUIE	.828	40. DAN D'IMPERIO	.765	62. ROY BRIGHT	.623
19. FRED GUARINO	.825	41. ROBERT LABLANC	.761	63. RAY BADAMI	.605
20. BOB HUNTER	.824	42. ANGELO DALPORTO	.760	64. RICK SHRECKGAUST	.594
21. MIKE MASSEY	.823	43. MIKE DOOLEY	.760	65. WILLIAM BROWN	.528
22. DAVE BOLLMAN	.818	44. RONNIE ALLEN	.759		

Reno

## SCORES & AVERAGES

#	Name	Score	Avg.	#	Name	Score	Avg.	#	Name	Score	Avg.
103)	K. Davenport	9	(.828)	112)	K. McCready	9	(.851)	121)	K. McCready	9	(.886)
	D. Bollman	3	(.721)		E. Kelly	8	(.823)		J. Swanson	8	(.905)
104)	J. Carter	9	(.910)	113)	D. Howard	9	(.836)	122)	J. Rempe	9	(.899)
	E. Strickland	5	(.848)		M. Massey	6	(.722)		D. Howard	8	(.853)
105)	C. Tugwell	9	(.787)	114)	J. Rempe	9	(.875)	123)	B. Hall	9	(.845)
	M. Zimmerman	5	(.726)		M. Sigel	4	(.696)		D. Howard	7	(.795)
106)	J. Harris	9	(.827)	115)	B. Hall	9	(.890)	124)	M. Sigel	9	(.867)
	W. Costanza	7	(.733)		P. Lhotka	2	(.700)		J. Swanson	6	(.800)
107)	B. Hall	9	(.892)	116)	E. Reyes	9	(.868)	125)	M. Sigel	9	(.896)
	J. Mataya	8	(.859)		E. Kelly	8	(.853)		B. Hall	6	(.880)
108)	E. Reyes	9	(.899)	117)	J. Carter	9	(.882)	126)	J. Rempe	9	(.854)
	T. Martino	3	(.700)		M. Massey	3	(.816)		K. McCready	7	(.833)
109)	J. Carter	9	(.892)	118)	M. Sigel	9	(.901)	127)	M. Sigel	9	(.937)
	K. Davenport	7	(.862)		J. Harris	0	(.737)		K. McCready	3	(.755)
110)	J. Harris	9	(.840)	119)	B. Hall	9	(.863)	128)	M. Sigel	8	(.886)
	C. Tugwell	2	(.515)		E. Reyes	8	(.880)		J. Rempe	7	(.902)
111)	J. Swanson	9	(.841)	120)	M. Sigel	9	(.878)	129)	M. Sigel	8	(.941)
	P. Lhotka	4	(.667)		J. Carter	4	(.830)		J. Rempe	2	(.833)



# Performance Rankings

Reno

## TOTAL PERFORMANCE

#	NAME	GAMES	BALLS		TPA
			MADE	ERRORS	
1.	Mike Sigel	142	734	91	.890
2.	Efren Reyes	101	501	66	.884
3.	Jeff Carter	114	494	74	.870
4.	Jim Rempe	97	399	60	.869
5.	Buddy Hall	130	605	91	.869
6.	Jay Swanson	88	417	69	.858
7.	Kim Davenport	64	271	46	.855
8.	Howard Vickery	74	330	59	.848
9.	Keith McCready	104	435	78	.848
10.	Paul Brienza	34	143	26	.846

(Reno Tournament Average = .802)

## BREAK PERFORMANCE

(MINIMUM BREAKS = 20)

#	NAME	GAMES	BREAK BALL MADE			BPA
			SHOTS	W/O	SCR.	
1.	Joe Salazar	55	32	24		.750
2.	Richard White	44	20	15		.750
3.	David Howard	94	48	35		.729
4.	Mike Sigel	142	88	63		.716
5.	Earl Strickland	48	28	20		.714
6.	Dick Renk	45	23	16		.696
7.	Dave Bollman	65	36	25		.694
8.	Jr. Harris	79	39	27		.692
9.	Mike Massey	72	36	24		.667
10.	Fred Guarino	62	30	20		.667

(Reno Tournament Average = .582)

## MISSES

(PER 100 BALLS POCKETED)

#	NAME	BALLS MADE	SHOTS MISSED	AVG
1.	Bob Hunter	154	7	4.5
2.	Efren Reyes	501	25	5.0
3.	Kim Davenport	271	14	5.2
4.	Mike Sigel	734	41	5.6
5.	Jim Mataya	404	24	5.9
6.	Earl Strickland	192	12	6.3
7.	Buddy Hall	605	39	6.4
8.	Jim Rempe	399	27	6.8
9.	David Nottingham	233	17	7.3
10.	Grady Mathews	272	22	8.1

(Reno Tournament Average = 11.1)

## KICK PERFORMANCE

(MINIMUM KICKS = 15)

#	NAME	GAMES	KICKS	GOOD	KPA
1.	Jim Rempe	97	22	21	.955
2.	Ed Kelly	78	15	14	.933
3.	Mike Sigel	142	31	27	.871
4.	Jr. Harris	79	23	20	.870
5.	Dave Bollman	65	23	20	.870
6.	Jay Swanson	88	30	26	.867
7.	Warren Costanza	76	21	18	.857
8.	Gary Golder	55	18	15	.833
9.	Dick Renk	45	17	14	.824
10.	Pete Lhotka	70	27	22	.815

(Reno Tournament Average = .774)

## RUN OUT OPPORTUNITIES

#	NAME	OPPOR-TUNITIES	RUN OUTS	PCT.
1.	Jeff Carter	89	63	70.8
2.	Mike Sigel	125	88	70.4
3.	Buddy Hall	109	73	67.0
4.	Efren Reyes	87	58	66.7
5.	Jim Rempe	74	49	66.2
6.	Kim Davenport	53	35	66.0
7.	Earl Strickland	37	24	64.9
8.	Jay Swanson	74	47	63.5
9.	Jim Mataya	83	51	61.4
10.	Howard Vickery	70	43	61.4

(Reno Tournament Average = 52.0)

## POSITION ERRORS

(PER 100 BALLS POCKETED)

#	NAME	BALLS MADE	POSITION ERRORS	AVG
1.	Jeff Carter	494	15	3.0
2.	Jay Swanson	417	13	3.1
3.	Mike Sigel	734	28	3.8
4.	Buddy Hall	605	28	4.6
5.	David Howard	442	21	4.8
6.	Efren Reyes	501	25	5.0
7.	Jim Rempe	399	21	5.3
8.	Keith McCready	435	24	5.5
9.	Paul Brienza	143	8	5.6
10.	Ernesto Dominguez	246	14	5.7

(Reno Tournament Average = 7.9)

## Reno Averages

Scratch on the break: 10%  
 Scratch while going for position: 1.5%  
 Ball made on the break: 65%  
 Nine ball made on the break: 2.5%

Run out from the break: 20%  
 Run out after making a ball on the break: 34%  
 Run out with ball in hand: 59%





## 9

<u>NAME</u>		<u>PRIZE</u>	<u>NAME</u>		<u>PRIZE</u>
1st	Mike Sigel	\$5,000	7th-8th		
2nd	Kim Davenport	2,500	Brent Madlinski		350
3rd	Jim Mataya	1,600	Earl Strickland		350
4th	Howard Vickery	950	9th-12th		
5th-6th			Dave McIlhargey		200
	Sammy Jones	550	Bob Williams		200
	Mark Maryo	550	Buddy Hall		200
			Romiro Sanchez		200

MELBOURNE, FL (5/25-26/85) - Buddy Hall won this popular event handily as he breezed through the field undefeated. Hall (.903) defeated Toby Sweet (.803) 11-4 in the finals to capture the \$1,600 first prize. The Golden Cue hosted the 44 player event and plan another in September. The in-the-money results are as follows:

<u>NAME</u>		<u>PRIZE</u>	<u>NAME</u>		<u>PRIZE</u>
1st	Buddy Hall	\$1,600	7th-8th		
2nd	Toby Sweet	800	Morris Dugger		160
3rd	Gary Pinkowski	480	Steve Cook		160
4th	Tommy Kennedy	320	9th-12th		
5th-6th			Jeff Adams		100
	Ralph Curry	250	Jay Archer		100
	David Ritter	250	Tom Brown		100
			Ronnie Yarbrough		100

Jim Rempe may soon be featured in a twenty-six part weekly televised series promoting and teaching pool as well as having top players as guests on the show.

## SUBSCRIPTION FORM

### National Tavern News

Name \_\_\_\_\_

Address \_\_\_\_\_

City \_\_\_\_\_ State \_\_\_\_\_ Zip \_\_\_\_\_  
Please Include Zip Code

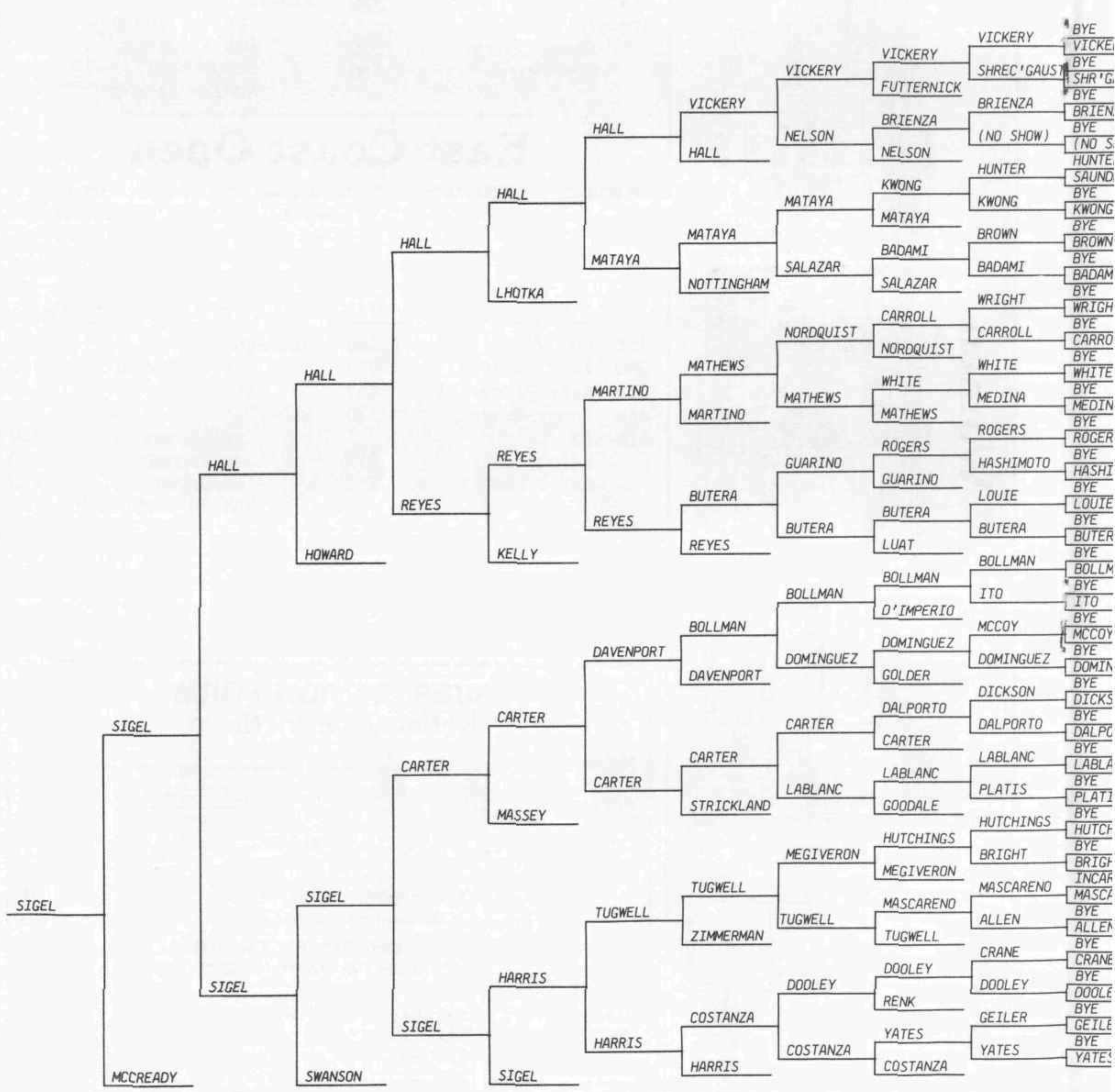
Annual Subscription - 12 Issues .....	\$ 15.00
Foreign Subscription - 12 Issues .....	\$28.00

**Bulk Rate For Your Resale**  
12 Issues Per Month for \$50.00 Per Year

**Makes Checks Payable To** **National Tavern News Inc.**  
P.O. Box-3278  
Bellflower, CA 90707-3278



## Men






# CHART

Reno

round of play although in this particular case there are many byes. For example, Mascareno defeated Hunter. This technique reduces the standard chart's height in half while still displaying the results of the first round. All double elimination flow charts in this publication employ this technique.

## Men





# Crane, Johnson, and Bell share \$50,000

ATLANTIC CITY, N.J. (6/17-21/85) - Resorts International Casino-Hotel hosted the year's biggest event in grand style while sweetening the pot by \$50,000. In an extremely well

orchestrated event, three divisions shared in over \$130,000. Even before the tournament began, qualifiers were held allowing players to win free entry into the main event. These mini's were well

supported in light of the main event's \$500.00 entrance fee. The tournament arena displayed twelve Gandy's while only eight matches were scheduled each round. The extra tables eliminated delays and all matches were on schedule. A practice room was furnished with six more Gandy's, another pleasant surprise.

## Men

NAME	PRIZE	NAME	PRIZE
1st Wade Crane	\$30,000	17th-32nd	
2nd Buddy Hall	15,000	Jim Mataya	616
3rd-4th		Rich Geiler	616
Earl Strickland	5,000	Ernesto Dominguez	616
Joe Frady	5,000	Efren Reyes	616
5th-8th		Larry Johnson	616
Steve Mizerak	2,052	Michael Xiarhos	616
Bob Vanover	2,052	Keith McCready	616
Bob Williams	2,052	Jim Rempe	616
Toby Sweet	2,052	Dallas West	616
9th-16th		Darryl Osborne	616
Steve Dobrowoski	1,026	Gary Pinkowski	616
Rudolfo Luat	1,026	Allen Hopkins	616
Nick Varner	1,026	Marty Ciccio	616
Mark Maryo	1,026	Bob Hunter	616
Dick Lane	1,026	Jay Swanson	616
Joe DiPietro	1,026	Jack Ford	616
Mike Sigel	1,026		
Danny DiLiberto	1,026		

### Men's Division

Wade Crane posted a 14-2 record while besting Howard, Mathews, Ford, DiLiberto, Bob Vanover, and Frady. Stats were kept during the finals as Crane toppled Buddy Hall 7-3, 7-0 for the \$30,000 first prize. During the last set, Crane broke and ran out six of the seven racks while scoring an incredible TPA of 1.000. This means that he never missed a shot, never missed a kick, never scratched on the break, never played a bad safety and was never out of position!

### Senior's Division

"Fifty" was the magic age to enter this division. Of the thirty-one entrants, several were capable of winning both divisions, two of which were in the finals. Larry "Boston Shorty" Johnson edged Bob Vanover 7-6, 7-6 for the \$10,000 first prize. Earlier, Larry defeated Amadeo, Flowers, DiLiberto, and White.

### Women's Division

With this victory, Robin Bell added \$10,000 to her year-to-date winnings. In a twenty-five player field, Bell defeated Crimi, Davitt, Vallencourt, Ledman and finally Billing 7-4, 6-7, 7-1.

## Seniors

NAME	PRIZE
1st Larry Johnson	\$10,000
2nd Bob Vanover	5,500
3rd-4th	
Roy Trivett	2,387
Edgar White	2,387
5th-8th	
Jack Colovita	1,432
Danny DiLiberto	1,432
Luther Lassiter	1,432
Mike LeBron	1,432

## Women

NAME	PRIZE
1st Robin Bell	\$10,000
2nd Billie Billing	3,750
3rd-4th	
Peg Ledman	1,250
L.J. Ogonowski	1,250
5th-8th	
Belinda Beardon	313
Sheryl Cohen	313
Gerri Titcomb	313
Jean Vallencourt	313



# SCORES

#	Name	1	2	3	#	Name	1	2	3	#	Name	1	2	3
1)	D. Nordquist	7	7		21)	T. Brown	7	7		41)	D. Polo	7	7	
	K. Davenport	6	6			J. Meyer	5	3			M. Kingsley	3	2	
2)	R. Geiler	7	7		22)	D. DiLiberto	7	7		42)	S. Dobrowolski	7	7	
	T. Squadroni	2	4			E. DellaFerra	1	0			E. Costa	6	5	
3)	D. Egdahl	7	7		23)	G. Mathews	7	7		43)	B. Daniels	3	7	7
	B. McGarrett	4	6			N. Weathers	5	2			D. Ascolese	7	3	5
4)	T. Ruocco	7	4	7	24)	W. Crane	7	7		44)	R. Casanzio	7	7	
	B. Incardona	4	7	4		D. Howard	2	5			A. Kiehle	5	3	
5)	A. Hopkins	6	7	7	25)	J. Cattrano	3	7	7	45)	D. Osborne	6	7	7
	P. Fusco	7	0	6		J. Kozlowski	7	6	5		M. Zowner	7	3	6
6)	J. Frady	7	7		26)	J. Ford	4	7	7	46)	B. Hall	7	7	
	T. Kwong	2	6			E. Sheahan	7	4	6		C. MacDonald	3	6	
7)	J. Swanson	7	4	7	27)	L. Johnson	7	7		47)	B. Burge	7	7	
	J. Marino	1	7	5		V. Gatto	4	3			M. Nicoloro	0	1	
8)	B. McCoy	7	7		28)	H. Vickery	7	6	7	48)	R. Pasqual	7	5	7
	C. DeValliere	0	4			J. Colovita	4	7	3		C.M. Lee	0	7	2
9)	S. Mizerak	7	7		29)	M. Maryo	7	5	7	49)	E. Dominguez	7	7	
	E. White	1	2			J. Garcia	1	7	5		G. Fix	0	3	
10)	P. Tascarella	7	7		30)	D. West	7	7		50)	R. Luat	7	7	
	T. Golly	3	4			J. Fusco	6	4			T. McGonagle	4	4	
11)	N. Varner	7	7		31)	D. Daya	7	7		51)	J. DiPietro	7	5	7
	J. McCrary	3	4			D. Medina	6	6			D. Nordquist	4	7	2
12)	M. Xiarhos	7	7		32)	S. Jones	7	4	7	52)	R. Geiler	7	7	
	W. Stephen	6	5			J. Rocha	4	7	5		D. Egdahl	4	3	
13)	D. Bollman	7	7		33)	E. Reyes	7	7		53)	A. Hopkins	7	7	
	C. Savino	3	2			G. Darr	3	0			T. Ruocco	2	4	
14)	B. Vanover	7	7		34)	R. LaRussa	7	7		54)	J. Frady	7	7	
	R. Durante	1	2			P. Wirta	5	3			T. Furney	1	0	
15)	L. Loder	7	7		35)	E. Strickland	7	7		55)	J. Swanson	7	2	7
	M. Zuglan	4	5			D. Clausen	0	2			M. Gulyassy	5	7	5
16)	J. Rempe	5	7	7	36)	J. Carter	7	2	7	56)	S. Mizerak	7	7	
	S. Cook	7	5	2		S. Kitto	6	7	5		B. McCoy	4	6	
17)	M. Sigel	5	7	7	37)	B. Hunter	7	5	7	57)	N. Varner	7	7	
	S. Lillis	7	0	2		C. Murphy	4	7	4		P. Tascarella	5	0	
18)	P. Fleming	7	7		38)	D. Lane	7	7		58)	M. Xiarhos	7	7	
	M. Sica	3	4			D. Gibson	4	2			P. Gavenonis	3	2	
19)	J. Mataya	7	7		39)	M. Massey	7	7		59)	M. Ciccica	7	3	7
	R. Hansen	2	4			P. Brienza	6	3			B. Hunt	4	7	6
20)	M. LeBron	7	7		40)	G. Pinkowski	5	7	7	60)	B. Vanover	7	6	7
	J. DiToro	6	6			J. Nacovsky	7	5	6		D. Bollman	4	7	2

## ACCU-FACT

RENO: Howard Vickery shot a .937 against Buddy Hall and lost.

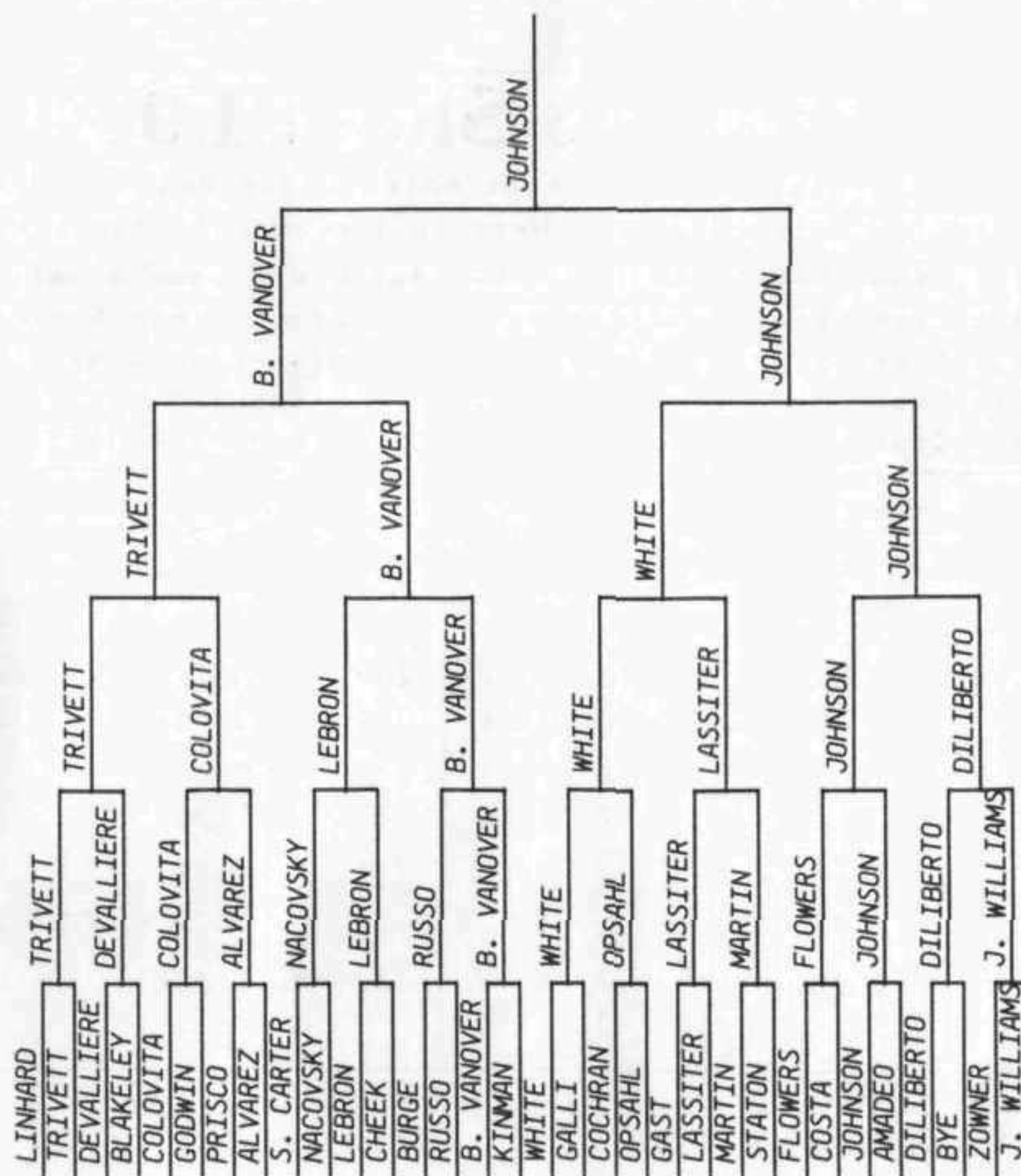


BYE	DIPIETRO	DIPIETRO	DIPIETRO		
DIPIETRO	NORDQUIST	NORDQUIST	DIPIETRO		
NORDQUIST	DAVENPORT	DAVENPORT	DIPIETRO		
DAVENPORT	GEILER	GEILER	DIPIETRO		
GEILER	SQUADRONI	SQUADRONI	DIPIETRO		
SQUADRONI	MCGARRETT	MCGARRETT	DIPIETRO		
MCGARRETT	EGDAHL	EGDAHL	DIPIETRO		
EGDAHL	RUOCCO	RUOCCO	DIPIETRO		
RUOCCO	INCARDONA	INCARDONA	DIPIETRO		
INCARDONA	P. FUSCO	P. FUSCO	DIPIETRO		
P. FUSCO	HOPKINS	HOPKINS	DIPIETRO		
HOPKINS	FRADY	FRADY	DIPIETRO		
FRADY	KWONG	KWONG	DIPIETRO		
KWONG	FURNEY	FURNEY	DIPIETRO		
FURNEY	BYE	BYE	DIPIETRO		
BYE	BYE	BYE	DIPIETRO		
BYE	GULYASSY	GULYASSY	DIPIETRO		
GULYASSY	SWANSON	SWANSON	DIPIETRO		
SWANSON	MARINO	MARINO	DIPIETRO		
MARINO	DEVALIERE	DEVALIERE	DIPIETRO		
DEVALIERE	MCCOY	MCCOY	DIPIETRO		
MCCOY	MIZERAK	MIZERAK	DIPIETRO		
MIZERAK	WHITE	WHITE	DIPIETRO		
WHITE	GOLLY	GOLLY	DIPIETRO		
GOLLY	TASCARELLA	TASCARELLA	DIPIETRO		
TASCARELLA	VARNER	VARNER	DIPIETRO		
VARNER	MCCRARY	MCCRARY	DIPIETRO		
MCCRARY	XIARHOS	XIARHOS	DIPIETRO		
XIARHOS	STEPHEN	STEPHEN	DIPIETRO		
STEPHEN	GAVENONIS	GAVENONIS	DIPIETRO		
GAVENONIS	BYE	BYE	DIPIETRO		
BYE	BYE	BYE	DIPIETRO		
BYE	CICCIA	CICCIA	DIPIETRO		
CICCIA	HUNT	HUNT	DIPIETRO		
HUNT	BYE	BYE	DIPIETRO		
BYE	SAVINO	SAVINO	DIPIETRO		
SAVINO	BOLLMAN	BOLLMAN	DIPIETRO		
BOLLMAN	B. VANOVER	B. VANOVER	DIPIETRO		
B. VANOVER	DURANTE	DURANTE	DIPIETRO		
DURANTE	ZUGLAN	ZUGLAN	DIPIETRO		
ZUGLAN	LODER	LODER	DIPIETRO		
LODER	REMPE	REMPE	DIPIETRO		
REMPE	COOK	COOK	DIPIETRO		
COOK	LILLIS	LILLIS	DIPIETRO		
LILLIS	SIGEL	SIGEL	DIPIETRO		
SIGEL	FLEMING	FLEMING	DIPIETRO		
FLEMING	SICA	SICA	DIPIETRO		
SICA	MATAYA	MATAYA	DIPIETRO		
MATAYA	HANSEN	HANSEN	DIPIETRO		
HANSEN	DITORO	DITORO	DIPIETRO		
DITORO	LEBRON	LEBRON	DIPIETRO		
LEBRON	MEYER	MEYER	DIPIETRO		
MEYER	BROWN	BROWN	DIPIETRO		
BROWN	DELLAFERRA	DELLAFERRA	DIPIETRO		
DELLAFERRA	DILIBERTO	DILIBERTO	DIPIETRO		
DILIBERTO	MATHEWS	MATHEWS	DIPIETRO		
MATHEWS	WEATHERS	WEATHERS	DIPIETRO		
WEATHERS	HOWARD	HOWARD	DIPIETRO		
HOWARD	CRANE	CRANE	DIPIETRO		
CRANE	CATTRANO	CATTRANO	DIPIETRO		
CATTRANO	KOSLOWSKI	KOSLOWSKI	DIPIETRO		
KOSLOWSKI	SHEAHAN	SHEAHAN	DIPIETRO		
SHEAHAN	FORD	FORD	DIPIETRO		
FORD			DIPIETRO		

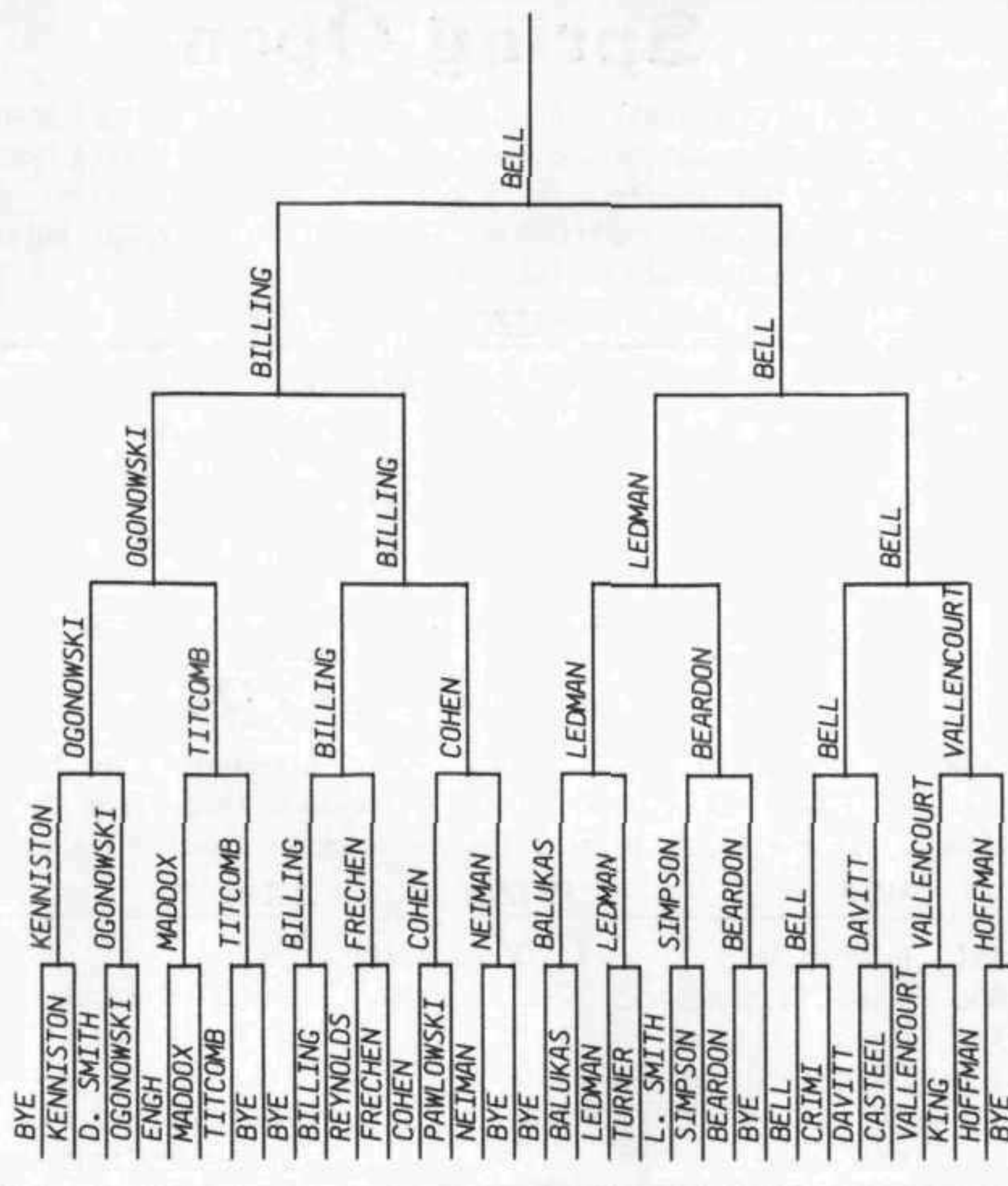




## Seniors



## Women



## SCORES

15

#	Name	1	2	3
61)	J. Rempe	7	7	
	L. Loder	1	5	
62)	M. Sigel	7	7	
	P. Fleming	4	6	
63)	J. Mataya	7	7	
	M. LeBron	6	1	
64)	D. DiLiberto	5	7	7
	T. Brown	7	4	2
65)	W. Crane	7	5	7
	G. Mathews	6	7	1
66)	J. Ford	0	7	7
	J. Cattrano	7	3	6
67)	L. Johnson	7	7	
	R. Coleman	1	3	
68)	M. Maryo	7	7	
	H. Vickery	4	5	
69)	D. West	4	7	7
	D. Daya	7	3	3
70)	B. Williams	7	7	
	S. Jones	6	6	
71)	E. Reyes	7	7	
	T. Vanover	6	5	
72)	E. Strickland	7	7	
	R. LaRussa	2	2	
73)	B. Hunter	5	7	7
	J. Carter	7	3	3
74)	D. Lane	7	0	7
	R. Martin	5	7	2
75)	T. Sweet	5	7	7
	M. Massey	7	1	2
76)	G. Pinkowski	7	7	
	D. Polo	3	4	
77)	S. Dobrowolski	7	7	
	B. Daniels	1	2	
78)	K. McCready	7	7	
	R. Casanzio	3	2	
79)	B. Hall	7	7	
	B. Burge	3	4	
80)	E. Dominguez	7	7	
	R. Pasqual	5	1	
81)	R. Luat	7	7	
	R. Ambrose	4	2	
82)	J. DiPietro	7	7	
	R. Geiler	4	5	



# SCORES

Atlantic City

## Spring Open

NORFOLK, VA (5/28-6/1/85) - After a week's rest, Mike Sigel snapped off Barry Behrman's annual Spring Open. Sigel beat David Howard twice 11-5, and 11-4 from the loser's side to win the \$3,000 first prize. Q-Master Billiards generously contributed \$3,500 to the \$9,000 purse. The in-the-money results are as follows:

NAME	PRIZE	NAME	PRIZE
1st Mike Sigel	\$3,000	5th-6th	
2nd David Howard	2,000	Don Polo	600
3rd Dave Bollman	1,000	Earl Strickland	600
4th Wade Crane	800	7th-8th	
		Allen Hopkins	500
		Joe Root	500

## Charlotte Open

CHARLOTTE, NC (6/11-15/85) - Rob's Roost played host to the stellar field as Buddy Hall defeated Earl Strickland twice from the loser's side to win the \$4,000 prize. The in-the-money results are as follows:

NAME	PRIZE	NAME	PRIZE
1st Buddy Hall	\$4,000	7th-8th	
2nd Earl Strickland	2,000	David Howard	525
3rd Dave Bollman	1,500	Denny Searcy	525
4th Chris MacDonald	1,000	9th-12th	
5th-6th		Charlie Brinson	100
Kim Davenport	650	James McCrary	100
Rudolfo Luat	650	Efren Reyes	100
		Toby Sweet	100

## How To Shoot 1.000

At Resorts, Wade Crane defeated Buddy Hall 7-0 for the \$30,000 first prize. Here is the rack by rack replay.

- #1: Crane broke and ran out. #6: Crane made a ball on the break, then kicked. Hall missed an easy one ball. Crane ran out.  
 #2: Crane broke and ran out.  
 #3: Crane broke and ran out.  
 #4: Crane broke in the nine.  
 #5: Crane broke and ran out. #7: Crane broke and ran out.

#	Name	1	2	3	#	Name	1	2	3
103)	E. Strickland	7	7		108)	E. Strickland	7	7	
	D. Lane	2	0			B. Williams	3	4	
104)	T. Sweet	4	7	7	109)	B. Hall	7	7	
	S. Dobrowolski	7	6	4		T. Sweet	1	5	
105)	B. Hall	4	7	7	110)	W. Crane	7	7	
	R. Luat	7	1	4		J. Frady	6	4	
106)	J. Frady	7	7		111)	B. Hall	7	7	
	S. Mizerak	5	4			E. Strickland	3	3	
107)	W. Crane	7	6	7	112)	W. Crane	7	7	
	B. Vanover	3	7	4		B. Hall	3	0	

#	Name	1	2	3
83)	J. Frady	7	7	
	A. Hopkins	2	2	
84)	S. Mizerak	7	7	
	J. Swanson	2	2	
85)	N. Varner	7	7	
	M. Xiarhos	0	3	
86)	B. Vanover	7	7	
	M. Ciccica	4	3	
87)	M. Sigel	7	6	7
	J. Rempe	5	7	6
88)	D. DiLiberto	2	7	7
	J. Mataya	7	5	6
89)	W. Crane	7	7	
	J. Ford	1	5	
90)	M. Maryo	7	7	
	L. Johnson	2	1	
91)	B. Williams	5	7	7
	D. West	7	5	6
92)	E. Strickland	7	7	
	E. Reyes	1	6	
93)	D. Lane	7	7	
	B. Hunter	4	2	
94)	T. Sweet	7	7	
	G. Pinkowski	4	4	
95)	S. Dobrowolski	7	7	
	K. McCready	5	6	
96)	B. Hall	7	7	
	D. Osborne	4	4	
97)	R. Luat	7	7	
	E. Dominguez	3	5	
98)	J. Frady	7	5	7
	J. DiPietro	1	7	4
99)	S. Mizerak	7	7	
	N. Varner	4	3	
100)	B. Vanover	7	7	
	M. Sigel	6	4	
101)	W. Crane	7	7	
	D. DiLiberto	5	5	
102)	B. Williams	4	7	7
	M. Maryo	7	1	5

FOR SALE: (2) 10' Gold Crown II billiard tables..... \$1,000 each  
 (5) 9' National pocket billiard tables..... \$700 each

Call: (201)838-2754



## ACCU-STATS

204 Eagle Rock Avenue  
Roseland, New Jersey 07068  
(201)838-7089

Vol. 1, No. 4 - Sands Regent Open

Publisher-Editor	Patrick Fleming
Field Coordinator	Julie Hunter
Circulation Manager	Fran McKee
Scorekeepers	Sam Jasper
	Lynn Maddox
	Dianne Mathews

## Sands Regent Open Tournament Staff:

Host	The Sands Regent Hotel
Co-Promoters	Gene Stary
	Mickey Peel
Tournament Director	Doug Klisch
Asst. Tournament Director	Geri Klisch
Flow Chart Manager	Joe Murphy
Asst. Flow Chart Manager	Hank Pericle

Accu-Stats' present policy for statistical coverage of a 9-ball event has these minimums:

4½' x 9' Table  
\$20,000 Purse  
\$5,000 1st Prize  
32 Player Field

Copyright © 1985, by Accu-Stats. All rights reserved. Except as permitted under the United States Copyright Act of 1976, no part of this publication may be reproduced in any form or by any means, without the prior written permission of the publisher.

# Notable Matches

(continued from page 3)

In the best played match of the tournament, Buddy Hall (.918) defeated Howard Vickery (.937) 9-8.

Mike Sigel (.901) zaps Jr. Harris (.737) 9-0.

Trailing 4-8, Keith McCready (.886) turned it on to defeat Jay Swanson (.905) 9-8.

For "all the cheese", Mike Sigel (.941) puts together the best played session of the tournament while defeating Jim Rempe (.833) 8-2.

## Balukas Shoots .956

Generally, we limit our tournament coverage to the men's division. However, we have had occasion to stat women's tournaments in the past so we have a good idea of how well lady nine ballers play. In most cases a good woman's score is in the .700's and occasionally we witness an .800.

In the two out of three set finals at the Sands Regent Open, Jean Balukas beat Mary Kenniston 7-1, 7-1 and posted a .911 and a .956. The .956 incidentally was the high single session TPA of both the women's and men's divisions. If we combine the two sets for a race to 14, Jean averages .923. Quite an accomplishment, and documented!

## What's Next?

The next Accu-Stats issue will feature Miller Time Billiards' "World Open 9-Ball" tournament from Moline, Illinois. The \$12,500 added event is slated for July 16-20, 1985.

## Subscription Form

**YES!!**

Enter my name as an Accu-Stats subscriber

SUBSCRIPTION RATE: One Year For Only \$15.00

"We'll Sweat Your Match" T-Shirts

Please specify quantity \_\_\_\_\_ and size \_\_\_\_\_ s,m,l,xl

Regular (tan) \$8.50 ☐

Collared (white) \$17.00 ☐

Card # \_\_\_\_\_ Exp. Date \_\_\_\_\_

Check - m/o ☐

Signature \_\_\_\_\_

Master Card ☐

Name \_\_\_\_\_

Address \_\_\_\_\_

Visa ☐

City \_\_\_\_\_ State \_\_\_\_\_ Zip \_\_\_\_\_

Please send me free scoresheet instructions ☐

Accu-Stats 204 Eagle Rock Avenue • Roseland, New Jersey 07068

201-838-7089



# YEAR TO DATE

## Sessions Won-Lost

(MINIMUM SESSIONS = 9)

#	NAME	WON	LOST	PCT	#	NAME	WON	LOST	PCT
1.	Strickland, Earl	36	- 7	.837	26.	Massey, Mike	15	- 10	.600
2.	Reyes, Efren	16	- 4	.800	27.	Gulyassy, Mike	12	- 8	.600
3.	Hall, Buddy	39	- 11	.780	28.	Mataya, Jim	12	- 8	.600
4.	Fraday, Joe	10	- 3	.769	29.	Coleman, Tony	6	- 4	.600
5.	Vanover, Bob	9	- 3	.750	30.	Dominguez, Ernesto	6	- 4	.600
6.	Crane, Wade	29	- 10	.744	31.	Garrison, Rick	6	- 4	.600
7.	Dobrowolski, S.	11	- 4	.733	32.	Hodges, Jimmy	6	- 4	.600
8.	Mizerak, Steve	10	- 4	.714	33.	Johnson, Bob	6	- 4	.600
9.	Reid, Jimmy	10	- 4	.714	34.	Swanson, Jay	17	- 12	.586
10.	Sigel, Mike	27	- 11	.711	35.	Bollman, Dave	14	- 10	.583
11.	Varner, Nick	9	- 4	.692	36.	Mathews, Grady	13	- 10	.565
12.	Hopkins, Allen	11	- 5	.688	37.	Brown, Tom	5	- 4	.556
13.	Luat, Rudolfo	8	- 4	.667	38.	Favor, Dave	5	- 4	.556
14.	Sweet, Toby	15	- 8	.652	39.	Flores, Romero	5	- 4	.556
15.	Williams, Bob	18	- 10	.643	40.	LaBlanc, Robert	5	- 4	.556
16.	Carter, Jeff	9	- 5	.643	41.	Nelson, Larry	7	- 6	.538
17.	Lane, Dick	9	- 5	.643	42.	Nordquist, Darrell	7	- 6	.538
18.	Maryo, Mark	9	- 5	.643	43.	Vickery, Howard	12	- 11	.522
19.	Rempe, Jim	16	- 9	.640	44.	Hunter, Bob	12	- 12	.500
20.	Harris, Jr.	7	- 4	.636	45.	Geiler, Rich	6	- 6	.500
21.	Hubbart, Larry	7	- 4	.636	46.	Martin, Ray	7	- 8	.467
22.	McCready, Keith	13	- 8	.619	47.	Jones, Sammy	4	- 5	.444
23.	DiLiberto, Danny	16	- 10	.615	48.	Pinkowski, Gary	4	- 5	.444
24.	Howard, David	16	- 10	.615	49.	Medina, Danny	5	- 8	.385
25.	Davenport, Kim	15	- 10	.600	50.	Brienza, Paul	4	- 8	.333

## Sessions Decided By One Game

(MINIMUM SESSIONS = 3)

#	NAME	WON	LOST	PCT	#	NAME	WON	LOST	PCT
1.	Hall, Buddy	5	- 0	1.000	15.	Vanover, Bob	2	- 1	.667
2.	Rhodes, David	4	- 0	1.000	16.	Rempe, Jim	3	- 3	.500
3.	DiLiberto, Danny	3	- 0	1.000	17.	Sigel, Mike	3	- 3	.500
4.	Massey, Mike	3	- 0	1.000	18.	Bollman, Dave	2	- 2	.500
5.	Williams, Bob	3	- 0	1.000	19.	Mataya, Jim	2	- 2	.500
6.	Strickland, Earl	5	- 1	.833	20.	Reyes, Efren	2	- 2	.500
7.	Crane, Wade	4	- 1	.800	21.	Howard, David	1	- 2	.333
8.	Dobrowolski, Steve	3	- 1	.750	22.	Kelly, Ed	1	- 2	.333
9.	Nordquist, Darrell	3	- 1	.750	23.	Swanson, Jay	1	- 2	.333
10.	McCready, Keith	4	- 2	.667	24.	Yates, Gene	1	- 2	.333
11.	Hopkins, Allen	2	- 1	.667	25.	Davenport, Kim	2	- 5	.286
12.	LeBron, Mike	2	- 1	.667	26.	Vickery, Howard	1	- 4	.200
13.	Reid, Jimmy	2	- 1	.667	27.	Mathews, Grady	0	- 3	.000
14.	Sweet, Toby	2	- 1	.667	28.	Brienza, Paul	0	- 5	.000

### ACCU-FACT

RENO: Of the 129 sessions, 28 were decided by one game, 2 were shutouts, and there were 19 .900's.

ATLANTIC CITY: Of the 259 sessions, 42 were decided by one game, and 16 were shutouts.



# DEFINITIONS

19

## ABBREVIATIONS

**BPA** - Break Performance Average  
**KPA** - Kick Performance Average  
**SPA** - Safety Performance Average  
**TPA** - Total Performance Average

## TERMS & EXPRESSIONS

**ACCU-STATS AVERAGE** - Same as TPA or TOTAL PERFORMANCE AVERAGE  
**BALLS MADE** - Total balls pocketed  
**BREAK** - The 9-ball break shot  
**ERROR** - Any miss, scratch on the break, bad kick, bad safety, or bad position (see ERROR category)  
**GAME** - One completed 9-ball rack  
**GOOD BREAK** - A break shot in which a ball is made without scratching  
**GOOD KICK** - A kick which results in a "good hit" (even if the cue ball scratches afterwards)  
**GOOD SAFETY** - A safety after which the opponent fails to pocket a ball (excluding kick-ins)  
**KICK** - A shot in which a player attempts to hit a ball that cannot be "seen" and requires either a rail first, masse' or jump shot to complete  
**MAKEABLE SHOT** - A shot that is as easy or easier than a spot shot  
**OPPORTUNITY** - Exists when a player makes an attempt to run out by pocketing at least one ball or approaching the table with a makeable shot  
**POINTS** - Number of balls pocketed  
**POSITION ERROR** - Same as BAD POSITION  
**RUN OUT** - Occurs any time the 9-ball is pocketed  
**SAFETY** - A shot in which a player's primary concern is defense  
**SESSION** - A race to a specified number of games  
**SHOTS MISSED** - See MISS  
**SNOOKERED** - A condition that exists when a player is unable to "see" the lowest ball on the table

## ERRORS

**MISS** - Occurs when a player's primary concern is to pocket a ball that can be "seen", but fails to do so and is forced to leave the table  
**SCRATCH ON THE BREAK** - Occurs when a player scratches on the break, regardless of whether a ball is pocketed or not

**BAD KICK** - Occurs when a player attempts, but fails to make a good hit after being snookered  
**BAD SAFETY** - Occurs when a player's opponent pockets a ball immediately after a safety (excluding kick-ins)  
**BAD POSITION** - Occurs when inadequate position causes a player to leave the table (excluding immediately after the break shot)

## STATISTICAL RANKINGS

**BREAK PERFORMANCE AVERAGE** - Reflects a player's ability to make a ball on the break without scratching  
**KICK PERFORMANCE AVERAGE** - Reflects a player's ability to make a good hit when snookered  
**RUN OUT OPPORTUNITIES** - Reflects a player's ability to run out the rack after pocketing at least one ball or approaching the table with a makeable shot  
**SAFETY PERFORMANCE AVERAGE** - Reflects a player's ability to play a safety which prevents his opponent from pocketing a ball  
**TOTAL PERFORMANCE AVERAGE** - A player's "batting average", considered are balls pocketed and errors

## CALCULATIONS

**BREAK PERFORMANCE AVERAGE OR BPA:**  
 $\text{Good breaks} / \text{Total breaks}$   
**KICK PERFORMANCE AVERAGE OR KPA:**  
 $\text{Good kicks} / \text{Total kicks}$   
**MISSES PER 100 BALLS POCKETED:**  
 $(\text{Misses} \times 100) / \text{Balls pocketed}$   
**POSITION ERRORS PER 100 BALLS POCKETED:**  
 $(\text{Position errors} \times 100) / \text{Balls Pocketed}$   
**RUN OUT OPPORTUNITIES:**  
 $\text{Run outs} / \text{Opportunities}$   
**RUN OUTS FROM THE BREAK:**  
 $\text{Run outs from break} / \text{Breaks}$   
**SAFETY PERFORMANCE AVERAGE OR SPA:**  
 $\text{Good safeties} / \text{Total safeties}$   
**SCRATCH ON THE BREAK:**  
 $(\text{Scratches on break} \times 100) / \text{Breaks}$   
**TOTAL PERFORMANCE AVERAGE OR TPA:**  
 $\text{Balls pocketed} / (\text{Balls pocketed} + \text{Errors})$



**ACCU-STATS**  
204 EAGLE ROCK AVENUE  
ROSELAND, NJ 07068

Address Correction Requested

Bulk Rate  
U.S. Postage  
**PAID**  
Roseland, NJ  
Permit #42

# MAJOR TOURNAMENT RESULTS

(MINIMUM: \$750 WINNINGS)

Name	Events	In Money	YTD\$ Winnings	Sessions Won Lost	HOUSTON	OHIO	RHMD KY	RENO	A.C.
Crane, Wade	5	4	38500.00	29 - 10	2	5-6	7-8	49-64	1
Strickland, Earl	5	5	25300.00	36 - 7	3	1	1	17-24	3-4
Hall, Buddy	5	5	23250.00	39 - 11	7-8	2	9-12	4	2
Reyes, Efren	3	3	12666.00	16 - 4	1	.	.	7-8	17-32
Sigel, Mike	5	4	11976.00	27 - 11	25-32	9-12	17-24	1	9-16
McCreedy, Keith	4	3	10616.00	13 - 8	97-108	.	2	3	17-32
Rempe, Jim	4	3	7816.00	16 - 9	9-12	.	17-24	2	17-32
Howard, David	5	4	6950.00	16 - 10	25-32	9-12	3	5-6	65-114
Williams, Bob	4	3	5952.00	18 - 10	5-6	3	49-57	.	5-8
Frady, Joe	1	1	5000.00	10 - 3	.	.	.	.	3-4
Swanson, Jay	5	4	4566.00	17 - 12	65-96	9-12	5-6	5-6	17-32
Gulyassy, Mike	4	3	3680.00	12 - 8	4	5-6	25-32	.	33-64
Hopkins, Allen	2	2	3616.00	11 - 5	.	.	4	.	17-32
Reid, Jimmy	2	2	3400.00	10 - 4	5-6	.	5-6	.	.
Sweet, Toby	3	3	3002.00	15 - 8	.	9-12	13-16	.	5-8
DiLiberto, Danny	4	4	2976.00	16 - 10	9-12	17-24	13-16	.	9-16
Massey, Mike	5	4	2430.00	15 - 10	25-32	7-8	25-32	9-12	33-64
Davenport, Kim	5	3	2350.00	15 - 10	7-8	13-16	49-57	13-16	65-114
Mizerak, Steve	2	1	2052.00	10 - 4	.	.	17-24	.	5-8
Vanover, Bob	1	1	2052.00	9 - 3	.	.	.	.	5-8
Dobrowolski, S.	2	2	1776.00	11 - 4	.	.	9-12	.	9-16
Carter, Jeff	2	2	1730.00	9 - 5	.	.	.	7-8	33-64
Varner, Nick	2	2	1726.00	9 - 4	17-24	.	.	.	9-16
Hubbart, Larry	2	2	1700.00	7 - 4	17-24	.	7-8	.	.
Hunter, Bob	5	2	1616.00	12 - 12	13-16	25-32	33-48	49-64	17-32
Lane, Dick	2	2	1526.00	9 - 5	25-32	.	.	.	9-16
Hodges, Jimmy	2	1	1500.00	6 - 4	.	4	33-48	.	.
Bollman, Dave	5	4	1480.00	14 - 10	33-48	17-24	9-12	17-24	33-64
Vickery, Howard	5	3	1230.00	12 - 11	65-96	33-48	9-12	17-24	33-64
Lemke, Louie	1	1	1200.00	4 - 2	9-12	.	.	.	.
Hensen, David	1	1	1200.00	3 - 2	9-12	.	.	.	.
Mataya, Jim	4	2	1166.00	12 - 8	65-96	25-32	.	13-16	17-32
Maryo, Mark	2	1	1026.00	9 - 5	.	25-32	.	.	9-16
Luat, Rudolfo	2	1	1026.00	8 - 4	.	.	.	33-48	9-16
DiPietro, Joseph	1	1	1026.00	5 - 3	.	.	.	.	9-16
Rhodes, Dave	1	1	1000.00	6 - 2	13-16	.	.	.	.
Weaver, Dick	1	1	1000.00	5 - 2	13-16	.	.	.	.
Sell, Blaine	1	1	1000.00	3 - 2	13-16	.	.	.	.
Harris, Jr.	2	1	1000.00	7 - 4	33-48	.	.	9-12	.
Kelly, Ed	2	1	1000.00	4 - 4	.	.	33-48	9-12	.
Lhotka, Pete	1	1	1000.00	3 - 2	.	.	.	9-12	.
Mathews, Grady	5	3	980.00	13 - 10	25-32	25-32	17-24	17-24	33-64
Martin, Ray	4	2	880.00	7 - 8	17-24	33-48	33-48	.	33-64
Coleman, Tony	2	2	800.00	6 - 4	.	13-16	13-16	.	.
Garrison, Rick	2	1	750.00	6 - 4	.	7-8	25-32	.	.