ACCU-STATS
A STATISTICAL ANALYSIS OF 9-BALL POCKET BILLIARDS

$2.00 Mar. 25 - Apr. 13, 1985 Vol. 1, No. 3

Strickland Strikes Again in Richmond

Photo by BILLIE BILLING

RICHMOND - Earl Stickland came from the loser's side to capture the $10,000 cash prize and $3,000 ring at the **Clyde Childress Open.** His victory jaunt included Medina (7), Pitts (4), Rempe (10), Hall (3), Howard (4), an 8-11 loss to McCready, Howard (2), McCready (10), and McCready (6).

CLYDE CHILDRESS OPEN
RICHMOND, KENTUCKY
April 1-6, 1985

FINAL STANDINGS

9-Ball:

#	NAME	AVG.	PRIZE
1.	Earl Strickland	(.870)	$10,000
2.	Keith McCready	(.832)	6,000
3.	David Howard	(.828)	4,000
4.	Allen Hopkins	(.852)	3,000
5th-6th			
	Jimmy Reid	(.816)	1,500
	Jay Swanson	(.813)	1,500
7th-8th			
	Larry Hubbart	(.849)	1,000
	Wade Crane	(.825)	1,000
9th-12th			
	Buddy Hall	(.855)	750
	Dave Bollman	(.832)	750
	Howard Vickery	(.823)	750
	Steve Dobrowolski	(.822)	750
13th-16th			
	Toby Sweet	(.854)	500
	Danny DiLiberto	(.837)	500
	Dave Favor	(.828)	500
	Tony Coleman	(.756)	500
17th-24th			
	Mike Sigel	(.860)	
	Jim Marino	(.855)	
	Jim Rempe	(.841)	
	Grady Mathews	(.831)	
	Bob Johnson	(.814)	
	Steve Mizerak	(.806)	
	Louie Roberts	(.767)	
	Fred Bentivegna	(.737)	
25th-32nd			
	Billy Burge	(.853)	
	Steve Gumphrey	(.821)	

#	NAME	AVG.
	Paul Brienza	(.817)
	Pat Fleming	(.813)
	Rick Garrison	(.810)
	Mike Massey	(.792)
	Frank Fisher	(.769)
	Larry Nelson	(.714)
33rd-48th		
	Mike Gulyassy	(.840)
	Bobby Legg	(.838)
	Bob Hunter	(.825)
	Danny Medina	(.820)
	Don Polo	(.816)
	Ray Martin	(.764)
	Vince Gatto	(.752)
	Ed Kelly	(.737)
	Jim Heath	(.699)
	Bill Carenbauer	(.695)
	Steve Lillis	(.694)
	Rick Dumser	(.678)
	Jimmy Hodges	(.675)
	Don Numan	(.644)
	Bryan Pitts	(.636)
	Ray Badami	(.447)
49th-57th		
	Kim Davenport	(.799)
	Gary Pinkowski	(.767)
	Bob Opsahl	(.754)
	Bob Williams	(.744)
	Bill Incardona	(.738)
	Adam Schick	(.679)
	Steve Hancock	(.667)
	Peter McCoy	(.587)
	John Barnshaw	(.535)

Banks: (in the money)

	NAME	PRIZE
1st	Truman Hogue	$2,600
2nd	Gary Spaeth	1,600
3rd	Steve Gumphrey	1,000
4th	Wade Crane	800

	NAME	PRIZE
5th-6th		
	Buddy Hall	500
	Gerald Reichle	500

	NAME	PRIZE
7th-8th		
	Tony Ferguson	200
	Danny Medina	200

ACCU-FACT

There were 16 sessions decided by one game, 2 shutouts, and 15 .900 TPA's.

Strickland turns sure loss into victory

Earl Strickland was the pre-tournament favorite at the **Clyde Childress Open.** After five sessions it was even more evident as he shot a class above the rest of the field averaging an .885 TPA. Keith McCready on the other hand wasn't shooting as well, but continued to win despite a mediocre .823 TPA. As these two players squared off for the first time, they were the two remaining players in the winner's bracket.

Strickland played his worst set of the tournament (.810), while McCready played quite well (.857) beating Earl 11-8 and sending him to the loser's bracket. The rumblings were that McCready had Strickland's "number"! Earl then polished off third place finisher David Howard 11-2 with an .899 bringing about the final confrontation(s) between himself and McCready. Earl, of course, had to beat Keith twice. After 40 minutes, the score was 10-9, Keith's favor (no slow play here). McCready then made two balls on the break, ran another three, and it looked like it was all over but the shoutin'. Not so fast...Keith missed an easy 5 ball with an equally easy run out! Needless to say, Keith was doomed. Earl won that set, and shot his normal game in the final set (.876) taking the lead 5-0, then 9-2, and finally even after a stong drive by McCready, cashed in at 11-6 for the $10,000 first prize plus a $3,000 ring.

Notable matches

There were countless sessions deserving of mention, but limited space forces me to review only a few. The number in parentheses is the player's TPA for that session.

Louie Roberts (.807) was never ahead throughout the entire set until **Ray Martin** (.770) scratched on the eight ball at 10-10!

Buddy Hall (.940) missed only one ball while thrashing **Billy Incardona** (.738) 11-2. Billy also made the game quite easy for Buddy.

In a most uneventful two hour match, **Ed Kelly** (.697) and **Rick Dumser** (.669) had the dubious distinction of

(continued on page 13)

Lou Butera

8 x 10 Pool Photographs
by BILLIE BILLING
Large Selection Available
$5.95 each or 6/$30
Plus $1.50 postage & handling
Send check or money order to:
BILLIE BILLING
311 6th Avenue
Brooklyn, NY 11215

THE GREAT AMERICAN TOUR

Presents

The Sands Regent HOTEL CASINO

OPEN 9 BALL TOURNAMENT

JUNE 1-8, 1985
RENO, NEVADA

$27,000 ADDED

MENS DIVISION
$300 ENTRY
$20,000 ADDED
MIN. $10,000 TO 1ST — PAYS MIN. 32 PLACES
LIMITED TO 128 PLAYERS

WOMENS DIVISION
$160 ENTRY
$5,000 ADDED
$4,000 TO 1ST — PAYS 12 PLACES
LIMITED TO 32 PLAYERS

ALL ENTRIES
GO TO PRIZE FUND

DOUBLE ELIMINATION
1ST PLACE MATCH BEST 2 OF 3 SETS,
SINGLE ELIMINATION
— ALSO —
USPPA HANDICAP DIVISION
$40 ENTRY

FOR MORE INFORMATION:

THE SANDS REGENT
HOTEL/CASINO
800-648-3553

GENE STARY, GREAT AMERICAN
(SACRAMENTO, CA)
916/334-1776

Richmond

Meucci Originals . . .

"Standard of the Industry"

According to Accu-Stats,

the Clyde Childress Open

paid $33,000.

$18,750 or 56 per cent

was earned with

Meucci Cues.

The closest total

for any other cue brand

was only $7,750 or 23 per cent.

Stack The Odds In Your Favor!

Meucci Originals 7472 Old Highway 78, Olive Branch, MS 38654 (601)895-4877

SCORES & ACCU-STATS AVERAGES

#	Name	Score	Avg.
1)	M. Massey	11	(.836)
	B. Opsahl	8	(.776)
2)	L. Hubbart	11	(.824)
	M. Gulyassy	7	(.765)
3)	L. Roberts	11	(.807)
	R. Martin	10	(.770)
4)	D. Howard	11	(.767)
	P. McCoy	3	(.500)
5)	P. Fleming	11	(.805)
	R. Garrison	9	(.830)
6)	A. Hopkins	11	(**.915**)
	D. Numan	3	(.674)
7)	B. Johnson	11	(.823)
	S. Hancock	2	(.632)
8)	J. Rempe	11	(.898)
	B. Hunter	2	(.708)
9)	E. Strickland	11	(.869)
	D. Medina	7	(.869)
10)	B. Hall	11	(**.940**)
	B. Incardona	2	(.738)
11)	T. Sweet	11	(.867)
	T. Coleman	7	(.735)
12)	M. Sigel	11	(.874)
	J. Heath	8	(.753)
13)	J. Swanson	11	(.837)
	P. Brienza	9	(.793)
14)	L. Nelson	11	(.689)
	A. Schick	10	(.676)
15)	E. Kelly	11	(.697)
	R. Dumser	9	(.669)
16)	J. Reid	11	(.821)
	K. Davenport	10	(.832)
17)	B. Burge	11	(.830)
	F. Fisher	10	(.833)
18)	G. Mathews	11	(.810)
	V. Gatto	7	(.746)
19)	D. Bollman	11	(.757)
	H. Vickery	9	(.760)
20)	W. Crane	11	(.783)
	G. Pinkowski	7	(.747)
21)	Dobrowolski	11	(.866)
	S. Lillis	5	(.696)
22)	K. McCready	11	(.804)
	D. Favor	8	(.723)
23)	S. Gumphrey	11	(**.906**)
	B. Williams	2	(.609)
24)	D. DiLiberto	11	(.802)
	B. Legg	10	(.792)
25)	J. Marino	11	(.864)
	J. Barnshaw	1	(.568)
26)	M. Gulyassy	11	(**.919**)
	B. Opsahl	5	(.714)
27)	R. Garrison	11	(.750)
	P. McCoy	5	(.632)
28)	B. Hunter	11	(**.913**)
	S. Hancock	4	(.698)
29)	T. Coleman		
	B. Incardona	(FORFEIT)	
30)	P. Brienza	11	(.794)
	A. Schick	0	(.684)
31)	F. Fisher	11	(.761)
	K. Davenport	10	(.768)
32)	H. Vickery	11	(.810)
	G. Pinkowski	8	(.784)
33)	D. Favor	11	(.850)
	B. Williams	6	(.831)
34)	B. Legg	11	(**.909**)
	J. Barnshaw	0	(.500)
35)	L. Hubbart	11	(.873)
	M. Massey	5	(.738)
36)	L. Roberts	11	(.717)
	B. Carenbauer	10	(.663)
37)	D. Howard	11	(.811)
	P. Fleming	8	(.750)
38)	A. Hopkins	11	(.812)
	R. Badami	1	(.385)
39)	J. Rempe	11	(.836)
	B. Johnson	9	(.747)
40)	E. Strickland	11	(.868)
	B. Pitts	4	(.704)
41)	B. Hall	11	(.874)
	T. Sweet	10	(.855)
42)	M. Sigel	11	(.897)
	J. Hodges	4	(.705)
43)	J. Swanson	11	(.842)
	L. Nelson	6	(.756)
44)	F. Bentivegna	11	(.813)
	E. Kelly	6	(.767)
45)	J. Reid	11	(.798)
	B. Burge	8	(.836)
46)	G. Mathews	11	(.880)
	S. Mizerak	7	(.836)
47)	W. Crane	11	(.842)
	D. Bollman	9	(.841)
48)	Dobrowolski	11	(.863)
	D. Polo	8	(.815)
49)	K. McCready	11	(.762)
	S. Gumphrey	7	(.730)
50)	J. Marino	11	(**.937**)
	D. DiLiberto	5	(.849)
51)	D. DiLiberto	11	(.811)
	M. Gulyassy	8	(.824)
52)	S. Gumphrey	11	(.880)
	R. Martin	4	(.758)
53)	R. Garrison	11	(.857)
	D. Polo	8	(.817)
54)	D. Bollman	11	(.846)
	D. Numan	1	(.614)
55)	S. Mizerak	11	(.806)
	B. Hunter	4	(.722)
56)	B. Burge	11	(.852)
	D. Medina	8	(.787)
57)	T. Coleman	11	(.795)
	E. Kelly	5	(.782)
58)	L. Nelson	11	(.775)
	J. Heath	5	(.635)
59)	P. Brienza	11	(.811)
	J. Hodges	5	(.658)
60)	T. Sweet	11	(.874)
	R. Dumser	4	(.698)

ACCU-FACT

Buddy Hall had the highest TPA for a single session, a .940 against Bill Incardona. Billy Burge had the highest TPA while losing (9-11), a .900 against Steve Mizerak.

SCORES & ACCU-STATS AVERAGES

#	Name	Score	Avg.
61)	F. Fisher	11	(.675)
	B. Pitts	7	(.600)
62)	B. Johnson	11	(.822)
	V. Gatto	7	(.758)
63)	H. Vickery	11	(.791)
	R. Badami	1	(.500)
64)	P. Fleming	11	(.846)
	S. Lillis	4	(.692)
65)	D. Favor	11	(.844)
	B. Carenbauer	8	(.746)
66)	M. Massey	11	(.802)
	B. Legg	10	(.822)
67)	D. DiLiberto	11	(.875)
	S. Gumphrey	4	(.731)
68)	D. Bollman	11	(.808)
	R. Garrison	9	(.800)
69)	S. Mizerak	11	(.852)
	B. Burge	9	**(.900)**
70)	T. Coleman	11	(.835)
	L. Nelson	4	(.600)
71)	T. Sweet	11	(.849)
	P. Brienza	10	(.859)
72)	B. Johnson	11	(.835)
	F. Fisher	8	(.835)
73)	H. Vickery	11	(.883)
	P. Fleming	9	(.856)
74)	D. Favor	11	(.838)
	M. Massey	7	(.750)
75)	L. Hubbart	11	(.830)
	L. Roberts	9	(.831)
76)	D. Howard	11	**(.926)**
	A. Hopkins	4	(.810)
77)	E. Strickland	11	(.839)
	J. Rempe	10	(.818)
78)	B. Hall	11	(.862)
	M. Sigel	9	(.802)
79)	J. Swanson	11	(.797)
	F. Bentivegna	3	(.661)
80)	J. Reid	11	(.837)
	G. Mathews	5	(.787)
81)	W. Crane	11	(.868)
	Dobrowolski	4	(.788)
82)	K. McCready	11	(.800)
	J. Marino	10	(.866)
83)	D. DiLiberto		
	M. Sigel		(FORFEIT)
84)	D. Bollman	11	(.863)
	J. Rempe	8	(.811)
85)	A. Hopkins	11	(.808)
	S. Mizerak	4	(.696)
86)	T. Coleman	11	(.731)
	L. Roberts	5	(.714)
87)	T. Sweet	11	(.878)
	J. Marino	2	(.667)
88)	Dobrowolski	11	(.809)
	B. Johnson	10	(.832)
89)	H. Vickery	11	(.817)
	G. Mathews	5	(.829)
90)	D. Favor	11	**(.914)**
	F. Bentivegna	1	(.600)
91)	D. Bollman	11	**(.910)**
	D. DiLiberto	7	(.864)

(continued on page 10)

WORLD OPEN 9-BALL

BUSCH

AND MIDWEST POCKET BILLIARD ASSOCIATION

JULY 16 - 20, 1985
MOLINE, ILLINOIS

$7,000
First Prize
$10,500 Added
MEN'S DIVISION
Field of 64
$275 Entry

$2,500
First Prize
$2,000 Added
WOMEN'S DIVISION
Field of 32
$200 Entry

Possible $35,000 In Prize Money

$12,500 Guaranteed Added In Cash

On Brunswick 9' Gold Crown Tables

Co-Sponsors:
Meucci Originals
Brunswick

Call Dwaine or Sandy
at 1-309-764-8008

Miller Time Billiards
23 Ave Moline Il

TOTAL PERFORMANCE AVERAGE (TPA)
CLYDE CHILDRESS OPEN RANKINGS

If you reviewed any of the scores on the previous pages, you probably noticed a number in parentheses to the right of each score. It was called the Accu-Stats Average. It is actually another name for Total Performance Average. Those numbers reflect the player's ability for a single session. What follows are the overall tournament averages for each contestant.

1.	EARL STRICKLAND	.870
2.	MIKE SIGEL	.860
3.	BUDDY HALL	.855
4.	JIM MARINO	.855
5.	TOBY SWEET	.854
6.	BILLY BURGE	.853
7.	ALLEN HOPKINS	.852
8.	LARRY HUBBART	.849
9.	JIM REMPE	.841
10.	MIKE GULYASSY	.840
11.	BOBBY LEGG	.838
12.	DANNY DILIBERTO	.837
13.	DAVE BOLLMAN	.832
14.	KEITH MCCREADY	.832
15.	GRADY MATHEWS	.831
16.	DAVE FAVOR	.828
17.	DAVID HOWARD	.828
18.	BOB HUNTER	.825
19.	WADE CRANE	.825
20.	HOWARD VICKERY	.823
21.	STEVE DOBROWOSKI	.822
22.	STEVE GUMPHREY	.821
23.	DANNY MEDINA	.820
24.	PAUL BRIENZA	.817
25.	DON POLO	.816
26.	JIMMY REID	.816
27.	BOB JOHNSON	.814
28.	JAY SWANSON	.813
29.	PAT FLEMING	.813
30.	RICK GARRISON	.810
31.	STEVE MIZERAK	.806
32.	KIM DAVENPORT	.799
33.	MIKE MASSEY	.792
34.	FRANK FISHER	.769
35.	GARY PINKOWSKI	.767
36.	LOUIE ROBERTS	.767
37.	RAY MARTIN	.764
38.	TONY COLEMAN	.756
39.	BOB OPSAHL	.754
40.	VINCE GATTO	.752
41.	BOB WILLIAMS	.744
42.	BILL INCARDONA	.738
43.	FRED BENTIVEGNA	.737
44.	ED KELLY	.737
45.	LARRY NELSON	.714
46.	JIM HEATH	.699
47.	BILL CARENBAUER	.695
48.	STEVE LILLIS	.694
49.	ADAM SCHICK	.679
50.	RICK DUMSER	.678
51.	JIMMY HODGES	.675
52.	STEVE HANCOCK	.667
53.	DON NUMAN	.644
54.	BRYAN PITTS	.636
55.	PETER MCCOY	.587
56.	JOHN BARNSHAW	.535
57.	RAY BADAMI	.447

POOL & BILLIARD
SCRATCH SHEET
THE MONTHLY NATIONAL NEWSMAGAZINE OF THE SPORT

Read what professionals are reading

One-Year $15

Send a year of POOL & BILLIARD SCRATCH SHEET

NAME—Please print in block letters

ADDRESS

CITY STATE ZIP

Please list additional gifts on a separate sheet, and be sure to print your own name and address at right.

MY NAME

MY ADDRESS

CITY STATE ZIP

Include my own—

☐ New subscription ☐ Enclosed is $

☐ Renewal subscription

MAIL ORDER TO: POOL & BILLIARD SCRATCH SHEET
25 W 775 Lake Street
Roselle, Illinois 60172

ACCU-FACT

Mike Sigel and Dave Bollman made the most balls on any one break shot - five, yet they both lost the rack!

FLOW CH

Below are the double elimination flow charts for 9-Ball and Banks. Due to space limitations a slightly different technique was used to fit the charts. The bold center line separates the winner's bracket from the loser's bracket. The names bordering

Keith McCready
2nd

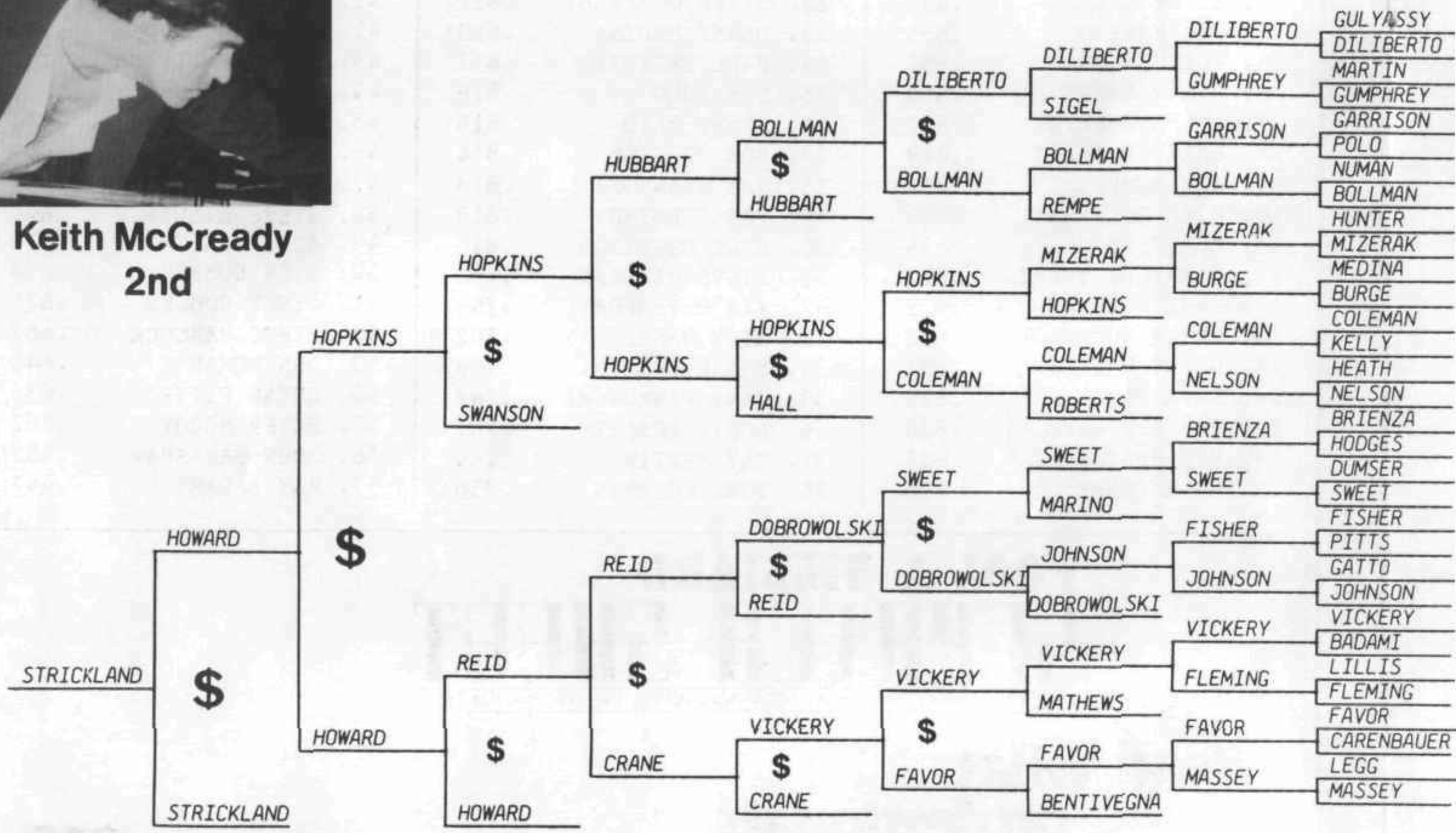

Gary Spaeth
2nd

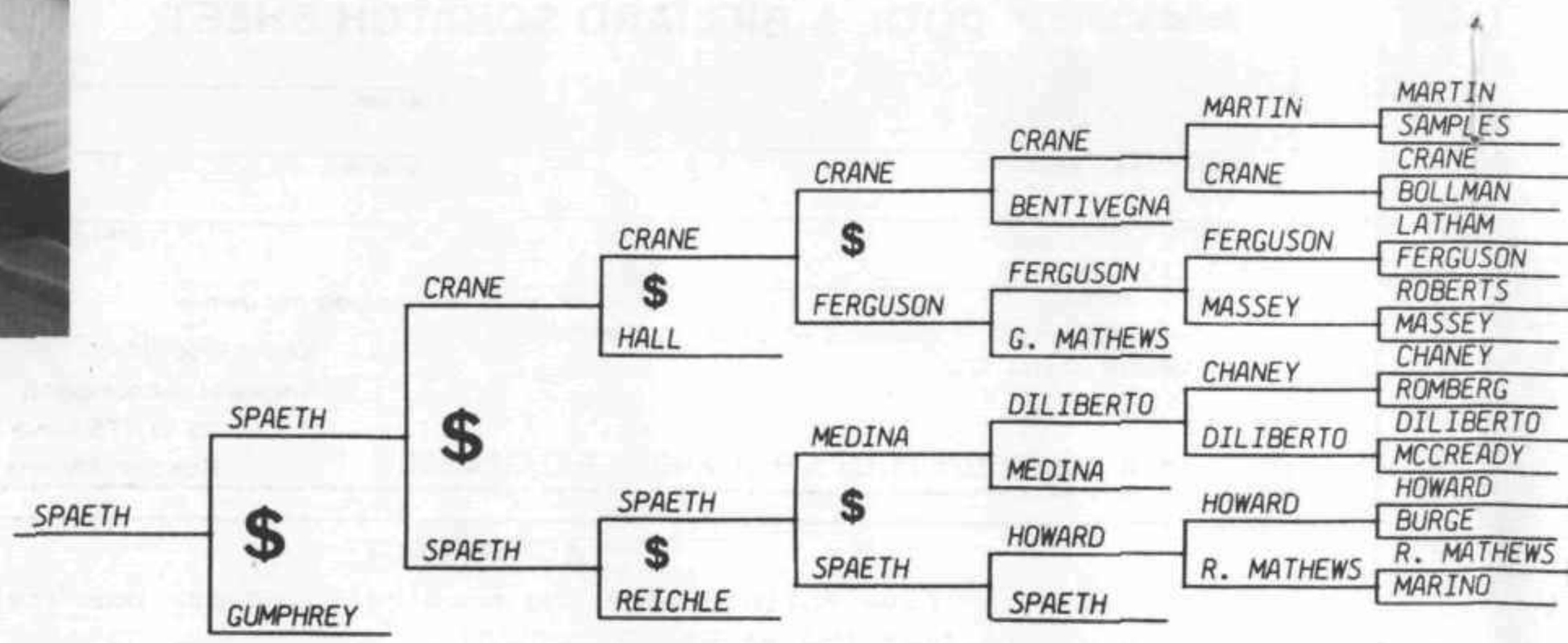

the center line are the results of the first round of play. For example, Massey defeated Opsahl. This technique reduced the standard chart's height in half while still displaying the results of the first round.

9-Ball

Banks

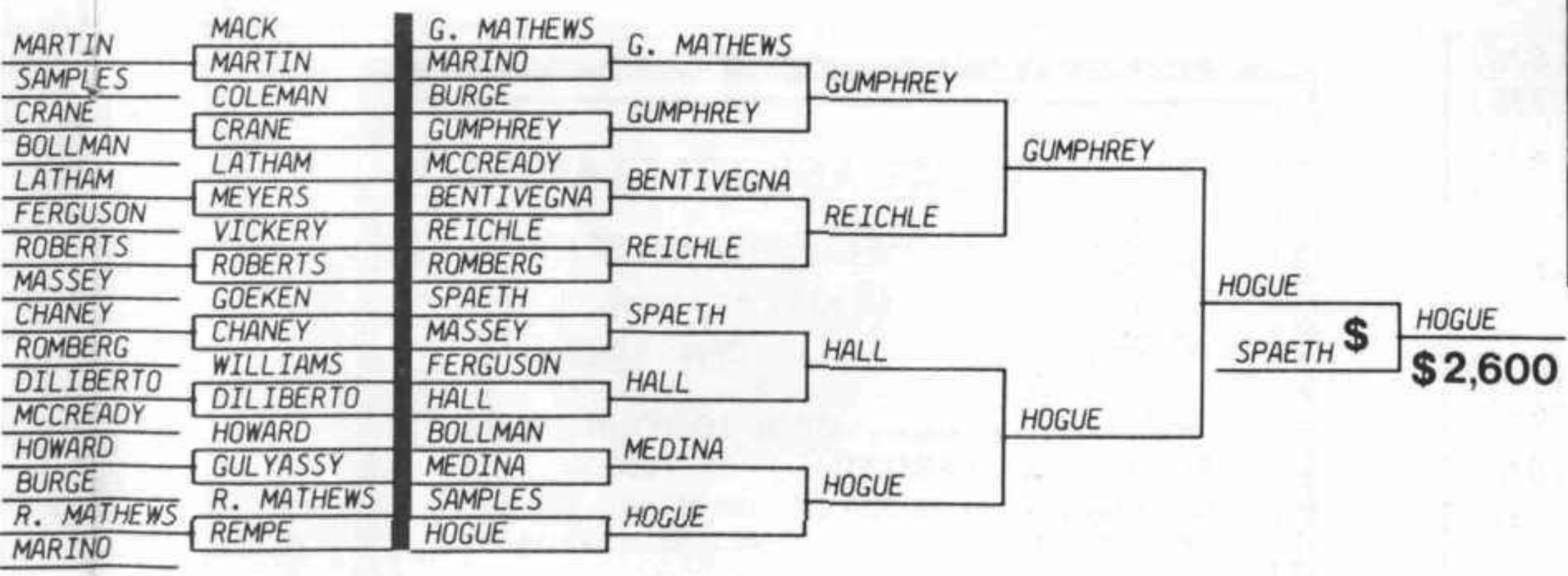

Truman Hogue
1st

SCORES

(continued from page 6)

#	Name	Score	Avg.
92)	A. Hopkins	11	(.845)
	T. Coleman	1	(.543)
93)	Dobrowolski	11	(.830)
	T. Sweet	9	(.804)
94)	H. Vickery	11	(.868)
	D. Favor	4	(.787)
95)	D. Howard	11	(.878)
	L. Hubbart	6	(.806)
96)	E. Strickland	11	(.937)
	B. Hall	3	(.696)
97)	J. Swanson	11	(.873)
	J. Reid	4	(.689)
98)	K. McCready	11	(.901)
	W. Crane	7	(.815)
99)	L. Hubbart	11	(.878)
	D. Bollman	7	(.825)
100)	A. Hopkins	11	(.856)
	B. Hall	7	(.792)
101)	J. Reid	11	(.899)
	Dobrowolski	2	(.649)
102)	W. Crane	11	(.846)
	H. Vickery	10	(.841)
103)	A. Hopkins	11	(.876)
	L. Hubbart	10	(.870)
104)	J. Reid	11	(.878)
	W. Crane	5	(.783)
105)	E. Strickland	11	(.914)
	D. Howard	4	(.857)
106)	K. McCready	11	(.814)
	J. Swanson	8	(.727)
107)	A. Hopkins	11	(.927)
	J. Swanson	4	(.754)
108)	D. Howard	11	(.826)
	J. Reid	8	(.739)
109)	D. Howard	11	(.830)
	A. Hopkins	7	(.800)
110)	K. McCready	11	(.857)
	E. Strickland	8	(.810)
111)	E. Strickland	11	(.899)
	D. Howard	2	(.692)
112)	E. Strickland	11	(.830)
	K. McCready	10	(.869)
113)	E. Strickland	11	(.876)
	K. McCready	6	(.835)

CUE TIME BILLIARDS

♦ 9-ball Tournaments ♦
Double Elimination

1st Sunday of every month

$50 entry fee open handicap

Cue Time adds $50 with 16 or more players.

CUE TIME BILLIARDS 15 Rt.10, Succasunna, NJ 201-584-1162

(5 minutes off exit 30 on Rt. 80)

West Virginia State Open

SOUTH CHARLESTON (3/27-31/85) - Earl Strickland won another six grand by going through the 50 player double elimination field undefeated while using a 4 x 8 battlefield. The Galaxy 2000 Nightclub hosted the five day event while Capitol Chrysler added $5,000 to the purse. The in-the-money results are as follows:

	NAME	PRIZE
1st	Earl Strickland	$5,000
2nd	Mike Gulyassy	2,500
3rd	Toby Sweet	1,750
4th	Mike Sigel	1,250
5th-6th		
	Buddy Hall	1,000
	Mike Massey	1,000
7th-8th		
	Kim Davenport	750
	Wade Crane	750
9th-12th		
	Bob Williams	550
	Steve Gumphrey	550
	Dave Bollman	550
	David Howard	550
13th-16th		
	Bob Hunter	325
	Clarence Bell	325
	Dave Callahan	325
	Richie Ambrose	325

SHOWCASE BILLIARDS

CUSTOM CUE REPAIR SERVICE

(Repair any cue)

Custom Made
2 pc. Hustler Cue:
"Over 15 years experience" MADE TO YOUR SPECS
ALL WORK GUARANTEED $80.00

Clay Etheridge & Al Albrecht
(303) 457-2501

1028 W. 104th Ave.
Northglenn, Colo. 80234

PERFORMANCE RANKINGS

TOTAL PERFORMANCE

The Total Performance Average is computed as follows: Divide total balls made by (total balls made plus errors). See page 15 for the five possible errors.

#	NAME	GAMES	BALLS MADE	ERRORS	TPA
1.	Earl Strickland	153	763	114	.883
2.	Mike Sigel	54	277	45	.860
3.	Buddy Hall	86	313	53	.855
4.	Jim Marino	62	277	47	.855
5.	Toby Sweet	108	509	87	.854
6.	Billy Burge	79	353	61	.853
7.	Allen Hopkins	140	676	117	.852
8.	Larry Hubbart	110	468	83	.849
9.	Jim Rempe	73	329	62	.841
10.	Mike Gulyassy	53	252	48	.840

KICK PERFORMANCE

(MINIMUM KICKS = 15)

A kick is a shot in which a player attempts to hit a ball that cannot be "seen" and requires either a rail first, masse' or jump shot to complete.

#	NAME	GAMES	KICKS	GOOD	KPA
1.	Bryan Pitts	33	16	15	.938
2.	Jim Marino	62	20	18	.900
3.	Ed Kelly	53	17	15	.882
4.	Allen Hopkins	140	30	26	.867
5.	Steve Gumphrey	61	19	16	.842
6.	Earl Strickland	153	36	30	.833
7.	Frank Fisher	79	36	30	.833
8.	Howard Vickery	123	34	28	.824
9.	Billy Burge	79	16	13	.813
10.	David Howard	130	29	23	.793

BREAK PERFORMANCE

(MINIMUM BREAKS = 20)

#	NAME	GAMES	BREAK SHOTS	BALL MADE W/O SCR.	BPA
1.	David Howard	130	69	52	.754
2.	Jim Marino	62	36	27	.750
3.	Larry Nelson	69	33	24	.727
4.	Pat Fleming	74	39	27	.692
5.	Jim Rempe	73	41	28	.683
6.	Dave Favor	100	56	37	.661
7.	Ed Kelly	53	23	15	.652
8.	Earl Strickland	153	93	58	.624
9.	Larry Hubbart	110	58	36	.621
10.	Kim Davenport	42	21	13	.619

RUN OUT OPPORTUNITIES

#	NAME	OPPOR-TUNITIES	RUN OUTS	PCT.
1.	Buddy Hall	61	43	70.5
2.	Paul Brienza	59	40	67.8
3.	Earl Strickland	144	94	65.3
4.	Allen Hopkins	131	85	64.9
5.	Wade Crane	86	55	64.0
6.	Toby Sweet	98	62	63.3
7.	Jay Swanson	89	56	62.9
8.	Kim Davenport	31	19	61.3
9.	Larry Hubbart	95	58	61.1
10.	Danny DiLiberto	71	43	60.6

MISSES

(PER 100 BALLS POCKETED)

A miss occurs when a player's primary concern is to pocket a ball but fails to do so.

#	NAME	BALLS MADE	SHOTS MISSED	AVG
1.	Earl Strickland	763	48	6.3
2.	Jim Rempe	329	22	6.7
3.	Allen Hopkins	676	47	7.0
4.	Danny DiLiberto	323	24	7.4
5.	Larry Hubbart	468	35	7.5
6.	Jimmy Reid	510	39	7.6
7.	Billy Burge	353	28	7.9
8.	Mike Gulyassy	252	21	8.3
9.	Toby Sweet	509	43	8.4
10.	Keith McCready	674	58	8.6

POSITION ERRORS

(PER 100 BALLS POCKETED)

A position error occurs when inadequate position causes a player to leave the table.

#	NAME	BALLS MADE	POSITION ERRORS	AVG
1.	Buddy Hall	313	12	3.8
2.	Kim Davenport	155	6	3.9
3.	Jim Marino	277	11	4.0
4.	Bobby Legg	252	11	4.3
5.	Toby Sweet	509	24	4.7
6.	Grady Mathews	296	14	4.7
7.	Wade Crane	390	19	4.9
8.	Danny Medina	123	6	4.9
9.	Billy Burge	353	18	5.1
10.	Rick Garrison	294	15	5.1

YEAR TO DATE SESSIONS WON-LOST

(MINIMUM SESSIONS = 5)

#	NAME	WON	LOST	PCT
1.	Morales, Caesar	7	0	1.000
2.	Strickland, Earl	24	3	.889
3.	Allen Hopkins	7	2	.778
4.	Hall, Buddy	20	6	.769
5.	Rhodes, Dave	6	2	.750
6.	Crane, Wade	15	6	.714
7.	Reid, Jimmy	10	4	.714
8.	Weaver, Dick	5	2	.714
9.	Sweet, Toby	9	4	.692
10.	Williams, Bob	12	6	.667
11.	Davenport, Kim	12	6	.667
12.	Howard, David	6	4	.667
13.	Bell, Clarence	4	2	.667
14.	Chapman, Coyt	4	2	.667
15.	Dobrowolski, S.	4	2	.667
16.	Lemke, Louie	4	2	.667
17.	Gulyassy, Mike	11	6	.647
18.	Sigel, Mike	11	6	.647
19.	Hubbart, Larry	7	4	.636
20.	DiLiberto, Danny	10	6	.625
21.	Massey, Mike	9	6	.600
22.	Swanson, Jay	9	6	.600
23.	Coleman, Tony	6	4	.600
24.	Garrison, Rick	6	4	.600
25.	Hodges, Jimmy	6	4	.600
26.	Johnson, Bob	6	4	.600
27.	McCready, Keith	6	4	.600
28.	Rempe, Jim	6	4	.600
29.	Aporff, Harry	3	2	.600
30.	Brinson, Charlie	3	2	.600
31.	Campbell, Paul	3	2	.600
32.	Dennis, Buddy	3	2	.600
33.	Harris, Jr.	3	2	.600
34.	Hensen, David	3	2	.600
35.	Hill, Larry	3	2	.600
36.	King, Wilson	3	2	.600
37.	LaBlanc, Robert	3	2	.600
38.	Lane, Dick	3	2	.600
39.	Sell, Blaine	3	2	.600
40.	Spaeth, Gary	3	2	.600
41.	Varner, Nick	3	2	.600
42.	Bollman, Dave	8	6	.571
43.	Favor, Dave	5	4	.556
44.	Flores, Romero	5	4	.556
45.	Medina, Danny	5	4	.556
46.	Nelson, Larry	5	4	.556
47.	Hunter, Bob	7	6	.538
48.	Mathews, Grady	7	6	.538
49.	Vickery, Howard	7	6	.538
50.	Martin, Ray	6	6	.500
51.	Brienza, Paul	4	4	.500
52.	Mataya, Jim	3	4	.429
53.	Barnshaw, John	2	4	.333
54.	Fasciano, Phil	2	4	.333
55.	Roberts, Louie	2	4	.333
56.	Bentivegna, Fred	1	4	.200
57.	Dumser, Rick	1	4	.200
58.	Lillis, Steve	1	4	.200
59.	McCoy, Peter	1	4	.200

SESSIONS DECIDED BY ONE GAME

(MINIMUM SESSIONS = 2)

#	NAME	WON	LOST	PCT
1.	Rhodes, David	4	0	1.000
2.	Aporff, Harry	2	0	1.000
3.	Crane, Wade	2	0	1.000
4.	DiLiberto, Danny	2	0	1.000
5.	Roberts, Louie	2	0	1.000
6.	Weaver, Dick	2	0	1.000
7.	Strickland, Earl	4	1	.800
8.	Reid, Jimmy	2	1	.667
9.	Fisher, Frank	1	1	.500
10.	Flores, Romero	1	1	.500
11.	Garrison, Rick	1	1	.500
12.	Hubbart, Larry	1	1	.500
13.	Johnson, Bob	1	1	.500
14.	McCready, Keith	1	1	.500
15.	Rempe, Jim	1	1	.500
16.	Spaeth, Gary	1	1	.500
17.	Swanson, Jay	1	1	.500
18.	Sweet, Toby	1	1	.500
19.	Vickery, Howard	1	1	.500
20.	Davenport, Kim	2	3	.400
21.	Bollman, Dave	1	2	.333
22.	Brienza, Paul	0	2	.000
23.	King, Jimmy	0	2	.000
24.	Legg, Bobby	0	2	.000
25.	Martin, Ray	0	2	.000

"I don't understand it. That guy runs out like tap water against me!"

Vol. 1, No. 3 - Clyde Childress Open

Publisher-Editor	Patrick Fleming
Field Coordinator	Julie Hunter
Circulation Manager	Fran McKee
Scorekeepers	Robin Foley
	Bill Gibbs
	Peggy Gumphrey
	Lynn Maddox
	Dianne Mathews
	Maria Sofronsky

Clyde Childress Open Tournament Staff:

Host Site	The Mavarick Club
Host	*Monroe & Dinah Brock*
Co-Tournament Directors	Joe Kerr
	Grady Mathews

Accu-Stats' present policy for statistical coverage of a 9-ball event has these minimums:

9 Foot Pool Table
$20,000 Purse
$5,000 1st Prize
32 Player Field

Copyright © 1985, by Accu-Stats. All rights reserved. Except as permitted under the United States Copyright Act of 1976, no part of this publication may be reproduced in any form or by any means, without the prior written permission of the publisher.

What's Next?

The next **Accu-Stats** issue will feature the Sands Regent Hotel-Casino Open 9-Ball Tournament from Reno, Nevada slated for June 1-8, 1985 (see ad).

Bowling Green Open

BOWLING GREEN, KENTUCKY (4/9-13/85) - California's Kim Davenport won the most prestigious tournament of his young career. On 9' Gold Crown III's, Kim dusted off Earl Strickland and David Howard to clinch the title and a $4,000 first prize. Jimmy Hodges' Cue Time hosted and added $4,000 to the 32 *player event. The* in-the-money results of the $12,000 purse are as follows:

	NAME	PRIZE
1st	Kim Davenport	$4,000
2nd	David Howard	2,000
3rd	Earl Strickland	1,200
4th	Steve Gumphrey	1,000
5th-6th		
	Rusty Brandemeyer	800
	Buddy Hall	800
7th-8th		
	Wade Crane	500
	Bobby Legg	500
9th-12th		
	Stan Shuffett	300
	Keith McCready	300
	Steve Lillis	300
	Mike Gulyassy	300

Notable matches

(continued from page 3)

missing a total of 43 shots. Kelly won 11-9.

Amidst plenty of opportunities for both players, **Bill Carenbauer** (.663) leading 10-8, scratched on the nine! Of course, **Louie Roberts** (.717) won 11-10.

At the midway point of the tournament, the high run in racks was two. **Jim Marino** (.937) ran a three and a four while defeating **Danny DiLiberto** (.849) 11-5.

Leading 3-0, **Mike Sigel** unscrewed his cue and forfeited the match to **Danny DiLiberto.**

In an unusual session consisting of an inordinate number of kicks (20) and safeties (41), **Allen Hopkins** (.876) narrowly defeated **Larry Hubbart** (.870) 11-10.

Subscription Form

YES!! Enter my name as an Accu-Stats subscriber

SUBSCRIPTION RATE: One Year For Only $15.00

"We'll Sweat Your Match" T-Shirts Please specify quantity _____ and size _____ s,m,l,xl

Regular (tan) $8.50 ☐ Collared (white) $17.00 ☐

Card # _____ Exp. Date _____
Signature _____
Name _____
Address _____
City _____ State _____ Zip _____

Check - m/o ☐
Master Card ☐
Visa ☐

Please send me free scoresheet instructions ☐

Accu-Stats 204 Eagle Rock Avenue • Roseland, New Jersey 07068 201-838-7089

YEAR TO DATE PERFORMANCE RANKINGS

(MINIMUM GAMES = 50)

TOTAL PERFORMANCE

#	NAME	GAMES	BALLS MADE	ERRORS	TPA
1.	Caesar Morales	98	492	57	.896
2.	Earl Strickland	447	2164	314	.873
3.	Buddy Hall	433	1980	317	.862
4.	Mike Sigel	262	1233	199	.861
5.	Jim Marino	62	277	47	.855
6.	Billy Burge	79	353	61	.853
7.	Allen Hopkins	140	676	117	.852
8.	Wade Crane	364	1547	275	.849
9.	Dick Lane	79	328	59	.848
10.	Mike Gulyassy	286	1302	240	.844

KICK PERFORMANCE

#	NAME	GAMES	KICKS	GOOD	KPA
1.	Mike Grooms	55	19	19	1.000
2.	Sammy Jones	66	9	9	1.000
3.	Caesar Morales	98	26	25	.962
4.	Ken McCoy	55	15	14	.933
5.	Jim Rempe	166	40	37	.925
6.	Mike Sigel	262	62	57	.919
7.	Calrence Bell	95	36	33	.917
8.	Scott LeClair	51	12	11	.917
9.	Mike Gulyassy	286	60	54	.900
10.	Jim Mataya	102	30	27	.900

BREAK PERFORMANCE

#	NAME	GAMES	BREAK SHOTS	BALL MADE W/O SCR.	BPA
1.	Jim Marino	62	36	27	.750
2.	Tom Brown	72	38	27	.711
3.	Pat Fleming	74	39	27	.692
4.	David Howard	280	146	101	.692
5.	Ed Kelly	53	23	15	.652
6.	David Hensen	72	37	24	.649
7.	Mike Grooms	55	24	15	.625
8.	Jim Rempe	166	90	56	.622
9.	Steve Mizerak	68	34	21	.618
10.	Larry Nelson	142	74	45	.608

RUN OUT OPPORTUNITIES

#	NAME	OPPOR-TUNITIES	RUN OUTS	PCT.
1.	Caesar Morales	86	61	70.9
2.	Earl Strickland	403	269	66.7
3.	Allen Hopkins	131	85	64.9
4.	Wade Crane	306	197	64.4
5.	Buddy Hall	390	250	64.1
6.	Dick Lane	68	43	63.2
7.	Bob Williams	250	155	62.0
8.	Paul Brienza	124	76	61.3
9.	Kim Davenport	267	163	61.0
10.	Mike Sigel	246	150	61.0

MISSES
(PER 100 BALLS POCKETED)

#	NAME	BALLS MADE	SHOTS MISSED	AVG
1.	Caesar Morales	492	28	5.7
2.	Earl Strickland	2164	133	6.1
3.	Allen Hopkins	676	47	7.0
4.	Dick Lane	328	23	7.0
5.	Buddy Hall	1980	146	7.4
6.	Kim Davenport	1237	92	7.4
7.	Mike Sigel	1233	95	7.7
8.	Nick Varner	347	27	7.8
9.	Billy Burge	353	28	7.9
10.	Mike Gulyassy	1302	108	8.3

POSITION ERRORS
(PER 100 BALLS POCKETED)

#	NAME	BALLS MADE	POSITION ERRORS	AVG
1.	Caesar Morales	492	15	3.0
2.	Jim Marino	277	11	4.0
3.	Wade Crane	1547	67	4.3
4.	Bobby Legg	253	11	4.3
5.	Buddy Hall	1980	93	4.7
6.	Dick Lane	328	16	4.9
7.	Earl Strickland	2164	106	4.9
8.	Billy Burge	353	18	5.1
9.	Bob Williams	1238	66	5.3
10.	Kim Davenport	1237	66	5.3

ACCU-FACT

The PBA rules were used at this tournament. After a scratch on the break, the incoming player had cue ball in hand anywhere on the table. Did this affect the statistics of scratching on the break? In Ohio (cue ball behind the head string), the cue ball scratched on the break 11% of the time. In Richmond (cue ball anywhere), 11% also.

DEFINITIONS

ABBREVIATIONS

BPA - Break Performance Average
KPA - Kick Performance Average
SPA - Safety Performance Average
TPA - Total Performance Average

TERMS & EXPRESSIONS

ACCU-STATS AVERAGE - Same as TPA or TOTAL PERFORMANCE AVERAGE
BALLS MADE - Total balls pocketed
BREAK - The 9-ball break shot
ERROR - Any miss, scratch on the break, bad kick, bad safety, or bad position (see ERROR category)
GAME - One completed 9-ball rack
GOOD BREAK - A break shot in which a ball is made without scratching
GOOD KICK - A kick which results in a "good hit" (even if the cue ball scratches afterwards)
GOOD SAFETY - A safety after which the opponent fails to pocket a ball (excluding kick-ins)
KICK - A shot in which a player attempts to hit a ball that cannot be "seen" and requires either a rail first, masse' or jump shot to complete
MAKEABLE SHOT - A shot that is as easy or easier than a spot shot
OPPORTUNITY - Exists when a player makes an attempt to run out by pocketing at least one ball or approaching the table with a makeable shot
POINTS - Number of balls pocketed
POSITION ERROR - Same as BAD POSITION
RUN OUT - Occurs any time the 9-ball is pocketed
SAFETY - A shot in which a player's primary concern is defense
SESSION - A race to a specified number of games
SHOTS MISSED - See MISS
SNOOKERED - A condition that exists when a player is unable to "see" the lowest ball on the table

ERRORS

MISS - Occurs when a player's primary concern is to pocket a ball that can be "seen", but fails to do so and is forced to leave the table
SCRATCH ON THE BREAK - Occurs when a player scratches on the break, regardless of whether a ball is pocketed or not
BAD KICK - Occurs when a player attempts, but fails to make a good hit after being snookered
BAD SAFETY - Occurs when a player's opponent pockets a ball immediately after a safety (excluding kick-ins)
BAD POSITION - Occurs when inadequate position causes a player to leave the table (excluding immediately after the break shot)

STATISTICAL RANKINGS

BREAK PERFORMANCE AVERAGE - Reflects a player's ability to make a ball on the break without scratching
KICK PERFORMANCE AVERAGE - Reflects a player's ability to make a good hit when snookered
RUN OUT OPPORTUNITIES - Reflects a player's ability to run out the rack after pocketing at least one ball or approaching the table with a makeable shot
SAFETY PERFORMANCE AVERAGE - Reflects a player's ability to play a safety which prevents his opponent from pocketing a ball
TOTAL PERFORMANCE AVERAGE - A player's "batting average", considered are balls pocketed and errors

CALCULATIONS

BREAK PERFORMANCE AVERAGE OR BPA:
Good breaks/Total breaks
KICK PERFORMANCE AVERAGE OR KPA:
Good kicks/Total kicks
MISSES PER 100 BALLS POCKETED:
(Misses x 100)/Balls pocketed
POSITION ERRORS PER 100 BALLS POCKETED:
(Position errors x 100)/Balls Pocketed
RUN OUT OPPORTUNITIES:
Run outs/Opportunities
RUN OUTS FROM THE BREAK:
Run outs from break/Breaks
SAFETY PERFORMANCE AVERAGE OR SPA:
Good safeties/Total safeties
SCRATCH ON THE BREAK:
(Scratches on break x 100)/Breaks
TOTAL PERFORMANCE AVERAGE OR TPA:
Balls pocketed/(Balls pocketed + Errors)

ACCU-STATS
204 EAGLE ROCK AVENUE
ROSELAND, NJ 07068

Address Correction Requested

Bulk Rate
U.S. Postage
PAID
Roseland, NJ
Permit #42

1985 MAJOR TOURNAMENT RESULTS

(MINIMUM: $300 WINNINGS)

NAME	EVENTS	IN MONEY	YTD$ WINNINGS	SESSIONS WON LOST	HOUSTON	OHIO	RHMD KY
STRICKLAND, EARL	3	3	20000.00	24 - 3	3	1	1
MORALES, CAESAR	1	1	10500.00	7 - 0	1	.	.
CRANE, WADE	3	3	8500.00	15 - 6	2	5-6	7-8
MCCREADY, KEITH	2	1	6000.00	6 - 4	97-108	.	2
HALL, BUDDY	3	3	5250.00	20 - 6	7-8	2	9-12
HOWARD, DAVID	3	3	4950.00	12 - 6	25-32	9-12	3
WILLIAMS, BOB	3	2	3900.00	12 - 6	5-6	3	49-57
GULYASSY, MIKE	3	2	3500.00	11 - 6	4	5-6	25-32
REID, JIMMY	2	2	3400.00	10 - 4	5-6	.	5-6
HOPKINS, ALLEN	1	1	3000.00	7 - 2	.	.	4
DILIBERTO, DANNY	3	3	1950.00	10 - 6	9-12	17-24	13-16
SWANSON, JAY	3	2	1950.00	9 - 6	65-96	9-12	5-6
DAVENPORT, KIM	3	2	1800.00	12 - 6	7-8	13-16	49-57
HUBBART, LARRY	2	2	1700.00	7 - 4	17-24	.	7-8
HODGES, JIMMY	2	1	1500.00	6 - 4	.	4	33-48
MASSEY, MIKE	3	2	1250.00	9 - 6	25-32	7-8	25-32
REMPE, JIM	2	1	1200.00	6 - 4	9-12	.	17-24
LEMKE, LOUIE	1	1	1200.00	4 - 2	9-12	.	.
HENSEN, DAVID	1	1	1200.00	3 - 2	9-12	.	.
HUNTER, BOB	3	1	1000.00	7 - 6	13-16	25-32	33-48
RHODES, DAVE	1	1	1000.00	6 - 2	13-16	.	.
WEAVER, DICK	1	1	1000.00	5 - 2	13-16	.	.
SELL, BLAINE	1	1	1000.00	3 - 2	13-16	.	.
BOLLMAN, DAVE	3	2	1000.00	8 - 6	33-48	17-24	9-12
SIGEL, MIKE	3	2	950.00	11 - 6	25-32	9-12	17-24
SWEET, TOBY	2	2	950.00	9 - 4	.	9-12	13-16
COLEMAN, TONY	2	2	800.00	6 - 4	.	13-16	13-16
VICKERY, HOWARD	3	1	750.00	7 - 6	65-96	33-48	9-12
GARRISON, RICK	2	1	750.00	6 - 4	.	7-8	25-32
DOBROWOLSKI, S.	1	1	750.00	4 - 2	.	.	9-12
MEDINA, DANNY	2	1	700.00	5 - 4	17-24	.	33-48
VARNER, NICK	1	1	700.00	3 - 2	17-24	.	.
MARTIN, RAY	3	1	700.00	6 - 6	17-24	33-48	33-48
HILL, LARRY	1	1	700.00	3 - 2	17-24	.	.
DENNIS, BUDDY	1	1	700.00	3 - 2	17-24	.	.
CHAPMAN, COYT	1	1	700.00	4 - 2	17-24	.	.
SMITH, STEVE	1	1	700.00	2 - 2	17-24	.	.
LANE, DICK	1	1	500.00	3 - 2	25-32	.	.
MATHEWS, GRADY	3	1	500.00	7 - 6	25-32	25-32	17-24
BRINSON, CHARLIE	1	1	500.00	3 - 2	25-32	.	.
LABLANC, ROBERT	1	1	500.00	3 - 2	25-32	.	.
KING, WILSON	1	1	500.00	3 - 2	25-32	.	.
FAVOR, DAVE	2	1	500.00	5 - 4	.	33-48	13-16
JOHNSON, BOB	2	1	300.00	6 - 4	.	13-16	17-24
BELL, CLARENCE	1	1	300.00	4 - 2	.	13-16	.