ACCU STATS 9

A STATISTICAL ANALYSIS OF 9-BALL POCKET BILLIARDS

$2.00 Jan. 1 - Feb. 2, 1985 Vol. 1, No. 1

MORALES STUNS FIELD AT RED'S

HOUSTON - Caesar Morales (signs his name Efren Reyes) was never threatened as he cruised undefeated through **Red's** 108 player double elimination tournament. The Filipino earned $10,500 while outclassing Jones, Matlock, Hunter, DiLiberto, Gulyassy, and Wade Crane twice. Ironically, Crane, the only other player using an alias (Billy Johnson),took second place honors.

RED'S — HOUSTON, TEXAS
Jan. 28 - Feb. 2, 1985

FINAL STANDINGS

#	NAME	AVG.	PRIZE
1.	Caesar Morales	(.896)	$10,500
2.	Wade Crane	(.876)	6,500
3.	Earl Strickland	(.869)	4,000
4.	Mike Gulyassy	(.862)	2,500
5th-6th			
	Bob Williams	(.860)	1,900
	Jimmy Reid	(.851)	1,900
7th-8th			
	Buddy Hall	(.874)	1,500
	Kim Davenport	(.855)	1,500
9th-12th			
	Danny DiLiberto	(.833)	1,200
	Jim Rempe	(.819)	1,200
	Louie Lemke	(.813)	1,200
	David Hensen	(.804)	1,200
13th-16th			
	Bob Hunter	(.872)	1,000
	Dave Rhodes	(.815)	1,000
	Dick Weaver	(.794)	1,000
	Blaine Sell	(.760)	1,000
17th-24th			
	Danny Medina	(.833)	700
	Nick Varner	(.828)	700
	Ray Martin	(.818)	700
	Larry Hubbart	(.815)	700
	Larry Hill	(.802)	700
	Buddy Dennis	(.791)	700
	Coyt Chapman	(.782)	700
	Steve Smith	(.768)	700
25th-32nd			
	Mike Sigel	(.874)	500
	Dick Lane	(.848)	500
	David Howard	(.835)	500
	Grady Mathews	(.828)	500
	Mike Massey	(.818)	500
	Charlie Brinson	(.781)	500
	Robert LaBlanc	(.755)	500
	Wilson King	(.748)	500
33rd-48th			
	CC Jones	(.821)	
	Gilbert Martinez	(.813)	
	Dave Bollman	(.805)	
	Larry Nelson	(.802)	
	Romero Flores	(.793)	
	Dave Matlock	(.788)	
	Jr. Harris	(.784)	
	Ronnie Allen	(.783)	
	Harry Aporff	(.781)	
	Robert Newkirk	(.777)	
	Tom Spencer	(.766)	
	Billy-Dan Rogers	(.765)	
	Jim Williams	(.764)	
	Cliff Brown	(.752)	
	Willie Elder	(.744)	
	John Barnshaw	(.671)	
49th-64th			
	Steve Cook	(.833)	
	Terry Bell	(.803)	
	Paul Brienza	(.802)	
	Tom Brown	(.785)	
	Eddie Brown	(.785)	
	Willie Munson	(.782)	
	Jack Breit	(.782)	
	Tim Kwong	(.775)	
	Sammy Jones	(.763)	
	Charlie Jones	(.759)	
	Darrell Norquest	(.722)	
	Rudy Pasqual	(.716)	
	Charles Inman	(.713)	
	Gary Dozier	(.708)	
	Peter McCoy	(.706)	
	Joe Magic	(.614)	
65th-96th			
	Jay Swanson	(.787)	
	Howard Vickery	(.784)	
	Jim Mataya	(.783)	
	Garry Drennan	(.783)	
	Steve Lillis	(.775)	
	Don Fulks	(.775)	
	Jack Stenner	(.757)	
	Robert Gonzales	(.755)	
	Wolfgang Smailus	(.749)	
	Al Winchenbaugh	(.745)	
	Jim McKittrick	(.743)	
	Joe Bowman	(.743)	
	Tom Ruocco	(.735)	
	Jimmy King	(.735)	
	Mark Jarvis	(.733)	
	Phil Fasciano	(.726)	
	Fritz Johnson	(.723)	
	Paul Baker	(.709)	
	Frank Piasecki	(.692)	
	Gary Blackwell	(.685)	
	Scott LeClair	(.681)	
	Wayne Boomer	(.659)	
	Robert Nicholl	(.655)	
	Laney Herrin	(.653)	
	John Pasquarella	(.651)	
	Steve Snider	(.631)	
	Barry Porter	(.618)	
	Bill Amadeo	(.600)	
	George Farmer	(.582)	
	James Willard	(.560)	
	Michael Arning	(.548)	
	JD Jackson	(.527)	
97th-108th			
	Chas. Rosenblatt	(.778)	
	Keith McCready	(.757)	
	Fred Bentivegna	(.753)	
	Javier Franko	(.734)	
	Joe Rocha	(.732)	
	James Davis	(.718)	
	Neal Hatch	(.678)	
	Kim Cummings	(.659)	
	Louis Vickio	(.578)	
	James Aubert	(.577)	
	GV Bieberstein	(.565)	
	Don Hare	(.510)	

SCORES & ACCU-STATS AVERAGES

#	Name	Score	Avg.
1)	G. Drennan	10	(.766)
	GV Bieberstein	5	(.551)
2)	L. Lemke	10	(.875)
	K. Davenport	7	(.797)
3)	C. Chapman	10	(.786)
	B. Porter	7	(.618)
4)	D. Fulks	10	(.750)
	T. Ruocco	5	(.724)
5)	R. Nicholl	10	(.712)
	J. Jackson	9	(.537)
6)	W. Crane	10	(.800)
	N. Hatch	8	(.663)
7)	H. Vickery	10	(.813)
	J. King	9	(.776)
8)	D. Weaver	10	(.839)
	F. Johnson	2	(.674)
9)	W. King	10	(.747)
	J. Barnshaw	3	(.574)
10)	D. Medina	10	(.852)
	S. Jones	7	(.696)
11)	N. Varner	10	(.765)
	J. Rocha	6	(.701)
12)	W. Boomer	10	(.667)
	J. Pasquarella	8	(.596)
13)	C. Brinson	10	(.779)
	J. Davis	5	(.753)
14)	F. Piasecki	10	(.704)
	G. Farmer	8	(.602)
15)	T. Brown	10	(.750)
	G. Blackwell	7	(.630)
16)	J. Mataya	10	(.780)
	P. Baker	7	(.733)
17)	M. Sigel	10	(**.951**)
	J. Aubert	1	(.577)
18)	E. Strickland	10	(.804)
	R. Pasqual	5	(.635)
19)	W. Elder	10	(.770)
	J. Willard	5	(.615)
20)	CC Jones	10	(.800)
	J. McKittrick	5	(.719)
21)	J. Reid	10	(.787)
	K. Cummings	5	(.753)
22)	W. Munson	10	(.707)
	S. LeClair	7	(.659)
23)	T. Spencer	10	(.817)
	K. McCready	8	(.778)
24)	J. Breit	10	(.837)
	J. Bowman	7	(.764)
25)	J. Harris	10	(.759)
	W. Smailus	9	(.748)
26)	B. Dennis	10	(.818)
	P. McCoy	5	(.719)
27)	R. LaBlanc	10	(.806)
	Winchenbaugh	9	(.780)
28)	D. Norquest	10	(.776)
	D. Rhodes	6	(.690)
29)	B. Hunter	10	(.891)
	F. Bentevegna	5	(.704)
30)	C. Brown	10	(.786)
	J. Stenner	9	(.720)
31)	C. Jones	10	(.729)
	G. Dozier	7	(.701)
32)	R. Flores	10	(.858)
	C. Rosenblatt	8	(.780)
33)	D. Matlock	10	(.804)
	H. Aporff	6	(.770)
34)	S. Lillis	10	(.805)
	L. Vickio	2	(.547)
35)	L. Hubbart	10	(.857)
	P. Fasciano	7	(.776)
36)	D. Lane	10	(**.929**)
	T. Kwong	3	(.659)
37)	L. Nelson	10	(.798)
	M. Arning	2	(.525)
38)	J. Rempe	10	(**.926**)
	G. Mathews	7	(.878)
39)	E. Brown	10	(.771)
	P. Brienza	9	(.786)
40)	B.D. Rogers	10	(.739)
	D. Hare	6	(.567)
41)	B. Williams	10	(.893)
	G. Martinez	4	(.712)
42)	M. Gulyassy	10	(.816)
	T. Bell	6	(.769)
43)	J. Swanson	10	(.808)
	R. Martin	7	(.758)
44)	B. Hall	10	(.859)
	J. Franko	6	(.763)
45)	K. Davenport	10	(.766)
	GV Bieberstein	2	(.585)
46)	J. King	10	(.788)
	N. Hatch	5	(.697)
47)	S. Jones	10	(.820)
	J. Rocha	8	(.766)
48)	J.Pasquarella	10	(.736)
	J. Davis	7	(.684)
49)	R. Pasqual		
	J. Aubert		(FORFEIT)
50)	S. LeClair	10	(.698)
	K. Cummings	5	(.570)
51)	J. Bowman	10	(.766)
	K. McCready	6	(.734)
52)	D. Rhodes	10	(.846)
	F. Bentivegna	9	(.783)
53)	H. Aporff	10	(.800)
	C. Rosenblatt	9	(.776)
54)	P. Fasciano	10	(.697)
	L. Vickio	4	(.600)
55)	P. Brienza	10	(.759)
	D. Hare	3	(.424)
56)	R. Martin	10	(.757)
	J. Franko	8	(.711)
57)	L. Lemke	10	(.809)
	G. Drennan	5	(.779)
58)	C. Chapman	10	(.782)
	B. Amadeo	7	(.667)
59)	S. Smith	10	(.737)
	D. Fulks	7	(.775)
60)	R. Newkirk	10	(.835)
	R. Nicholl	2	(.513)

SCORES & ACCU-STATS AVERAGES

#	Name	Score	Avg.
61)	W. Crane	10	(.878)
	H. Vickery	4	(.701)
62)	D. Weaver	10	(.766)
	C. Inman	6	(.679)
63)	W. King	10	(.755)
	S. Snider	4	(.610)
64)	N. Varner	10	(.896)
	D. Medina	2	(.733)
65)	C. Brinson	10	(.775)
	W. Boomer	5	(.695)
66)	B. Sell	10	(.716)
	F. Piasecki	6	(.574)
67)	L. Hill	10	(.867)
	T. Brown	8	(.867)
68)	D. Hensen	10	(.866)
	J. Mataya	3	(.633)
69)	E. Strickland	10	(.862)
	M. Sigel	5	(.776)
70)	W. Elder	10	(.730)
	L. Herrin	7	(.588)
71)	CC Jones	10	(**.905**)
	R. Allen	1	(.529)
72)	J. Reid	10	(**.909**)
	W. Munson	3	(.691)
73)	T. Spencer	10	(.774)
	J. Breit	6	(.727)
74)	D. DiLiberto	10	(.802)
	J. Harris	6	(.713)
75)	B. Dennis	10	(.797)
	M. Massey	4	(.712)
76)	R. LaBlanc	10	(.713)
	R. Gonzales	7	(.707)
77)	B. Hunter	10	(.865)
	D. Norquest	3	(.702)
78)	C. Brown	10	(.810)
	J. Williams	5	(.674)
79)	C. Morales	10	(.877)
	C. Jones	0	(.478)
80)	D. Matlock	10	(.789)
	R. Flores	9	(.764)
81)	L. Hubbart	10	(.800)
	S. Lillis	9	(.750)
82)	D. Lane	10	(.853)
	M. Jarvis	9	(.771)
83)	D. Bollman	10	(.812)
	L. Nelson	6	(.722)
84)	J. Rempe	10	(.860)
	J. Magic	2	(.548)
85)	E. Brown	10	(.851)
	B.D. Rogers	6	(.768)
86)	B. Williams	10	(**.928**)
	D. Howard	2	(.766)
87)	M. Gulyassy	10	(.889)
	S. Cook	7	(.755)
88)	B. Hall	10	(.876)
	J. Swanson	6	(.733)
89)	K. Davenport	10	(.819)
	J. Swanson	9	(.798)
90)	S. Cook	10	(**.911**)
	B. Porter	3	(.618)
91)	D. Howard	10	(.895)
	T. Ruocco	3	(.750)
92)	E. Brown	10	(.778)
	J. Jackson	2	(.508)
93)	J. Magic	10	(.639)
	J. King	9	(.686)
94)	L. Nelson	10	(.788)
	F. Johnson	6	(.750)
95)	J. Barnshaw	10	(.808)
	M. Jarvis	4	(.673)
96)	S. Jones	10	(.809)
	S. Lillis	4	(.769)
97)	R. Flores	10	(**.917**)
	J. Pasquarella	1	(.565)
98)	C. Jones	10	(.890)
	G. Farmer	2	(.500)
99)	J. Williams	10	(.764)
	G. Blackwell	7	(.728)
100)	D. Norquest	10	(.718)
	P. Baker	9	(.690)
101)	R. Pasqual	10	(.847)
	R. Gonzales	7	(.831)
102)	M. Massey	10	(.823)
	J. Willard	1	(.477)

Willie Elder's
CHAMPIONSHIP BILLIARDS
EXHIBITIONS • INSTRUCTIONS
EQUIPMENT
(713) 649-5706
WILLIE ELDER
® Ball Side Pocket
P. O. BOX 87311
HOUSTON, TX 77287

NEW TELEPHONE NUMBER
MANX
NEW MAIL ADDRESS
superior leather cases for cue sticks
You KNOW the craftsmanship
You KNOW the quality
Telephone (512) 440-7959 and ask for
Ann Gore, Designer
P.O. Box 43903, Austin, Texas 78745

Kim Davenport had the longest winning streak of the tournament. After losing his first match, he won eight in a row.

#	Name	Score	Avg.
103)	J. Harris	10	(.835)
	J. McKittrick	8	(.762)
104)	J. Breit	10	(.759)
	S. LeClair	9	(.686)
105)	W. Munson	10	(.851)
	J. Bowman	6	(.696)
106)	R. Allen	10	(.750)
	W. Smailus	4	(.750)
107)	P. McCoy	10	(.733)
	L. Herrin	7	(.667)
108)	M. Sigel	10	(.851)
	Winchenbaugh	5	(.685)
109)	D. Rhodes	10	(.766)
	J. Mataya	7	(.835)
110)	T. Brown	10	(.738)
	J. Stenner	8	(.792)
111)	G. Dozier	10	(.768)
	F. Piasecki	8	(.748)
112)	H. Aporff	10	(.826)
	W. Boomer	3	(.607)
113)	D. Medina	10	(.864)
	P. Fasciano	2	(.707)
114)	T. Kwong	10	(.812)
	S. Snider	6	(.656)
115)	C. Inman	10	(.741)
	M. Arning	3	(.566)
116)	G. Mathews	10	(.840)
	H. Vickery	8	(.825)
117)	P. Brienza	10	(.947)
	R. Nicholl	1	(.500)
118)	G. Martinez	10	(.885)
	D. Fulks	6	(.809)
119)	T. Bell	10	(.897)
	B. Amadeo	0	(.375)
120)	R. Martin	10	(.864)
	G. Drennan	8	(.807)
121)	K. Davenport	10	(.820)
	S. Cook	6	(.789)
122)	D. Howard	10	(.895)
	E. Brown	2	(.667)
123)	L. Nelson	10	(.720)
	J. Magic	4	(.616)
124)	J. Barnshaw	10	(.675)
	S. Jones	7	(.716)

4th Annual

Clyde Childress

World 9-Ball Open

MEN's 9-BALL
1st PLACE
$12,000.00
Plus Ring Guaranteed
$10,000.00 ADDED

At The
MAVERICK CLUB
1507 East Main Street
Richmond, KY 40475
OPEN 24 HOURS
FOOD & DRINKS
EXTRA TABLES AVAILABLE

TO ENTER CALL OR WRITE
Monroe Brock
58 Mt. View Estates
Berea, KY 40403
(606) 623-0421 **Maverick Club**
(606) 623-8777 **Maverick Liquor**
(606) 986-9744 **Home**

MEN'S 9-BALL BANKS
Based On 32 Players
$1,000.00 ADDED

APRIL 1-6, 1985

1-Foul Cue In Hand

Winner Breaks

Double Elmination

Winner In Winners Division Must Be Beaten Twice

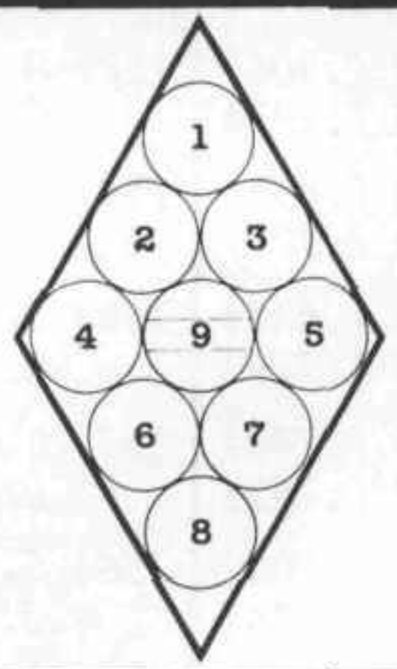

9-BALL
Entry Fee $400.00
11 out of 21
128 Possible Players

9-BALL BANKS
Entry Fee $200.00
Race to 5 Finals to 6
Limited to 32 Players

4½x9 Brunswick Gold Crown Tables

Provided By

Louisville Billiard Supply

Special Thanks To:
J.C. Juett

PLAYERS MEETING
April 1-1:00 p.m.
FIRST MATCH
April 1 8:00 p.m.

TOURNAMENT DIRECTORS
Grady Matthews
Joe Kerr
PROMOTORS
Monroe Brock
Eric Williams

ENTRY FEE PAID BY MARCH 20
Spectator Fee-$6.00
Per Session
$8.00 For Finals

SCORES & ACCU-STATS AVERAGES

#	Name	Score	Avg.
125)	R. Flores	10	(.784)
	C. Jones	9	(.736)
126)	J. Williams	10	(.844)
	D. Norquest	3	(.630)
127)	M. Massey	10	(.896)
	R. Pasqual	2	(.579)
128)	J. Harris	10	(.817)
	J. Breit	8	(.789)
129)	R. Allen	10	(.831)
	W. Munson	8	(.861)
130)	M. Sigel	10	(.880)
	P. McCoy	3	(.545)
131)	D. Rhodes	10	(.850)
	T. Brown	9	(.812)
132)	H. Aporff	10	(.778)
	G. Dozier	9	(.663)
133)	D. Medina	10	(.806)
	T. Kwong	5	(.797)
134)	G. Mathews	10	(.839)
	C. Inman	4	(.704)
135)	G. Martinez	10	(.848)
	P. Brienza	7	(.719)
136)	R. Martin	10	(.740)
	T. Bell	7	(.755)
137)	L. Lemke	10	(.800)
	C. Chapman	7	(.734)
138)	S. Smith	10	(.821)
	R. Newkirk	8	(.833)
139)	W. Crane	10	(.871)
	D. Weaver	5	(.817)
140)	N. Varner	10	(.813)
	W. King	7	(.747)
141)	B. Sell	10	(.830)
	C. Brinson	9	(.814)
142)	D. Hensen	10	(.738)
	L. Hill	8	(.736)
143)	E. Strickland	10	(.896)
	W. Elder	2	(.684)
144)	J. Reid	10	(.859)
	CC Jones	8	(.798)
145)	D. DiLiberto	10	(.816)
	T. Spencer	9	(.755)
146)	B. Dennis	10	(.831)
	R. LaBlanc	5	(.776)
147)	B. Hunter	10	(.887)
	C. Brown	3	(.717)
148)	C. Morales	10	(**.900**)
	D. Matlock	2	(.790)
149)	L. Hubbart	10	(.812)
	D. Lane	7	(.739)
150)	J. Rempe	10	(.783)
	D. Bollman	9	(.762)
151)	B. Williams	10	(.786)
	B.D. Rogers	3	(.703)
152)	M. Gulyassy	10	(**.924**)
	B. Hall	8	(.843)
153)	K. Davenport	10	(.869)
	CC Jones	6	(.792)
154)	D. Howard	10	(.795)
	W. Elder	4	(.750)
155)	L. Hill	10	(.780)
	L. Nelson	5	(.686)
156)	C. Brinson	10	(.814)
	J. Barnshaw	3	(.500)
157)	W. King	10	(.720)
	R. Flores	8	(.670)
158)	D. Weaver	10	(.788)
	J. Williams	9	(.782)
159)	M. Massey	10	(.810)
	R. Newkirk	7	(.658)
160)	C. Chapman	10	(.804)
	J. Harris	7	(.775)
161)	B. Hall	10	(.888)
	R. Allen	7	(.833)
162)	M. Sigel	10	(**.905**)
	B.D. Rogers	7	(.881)
163)	D. Rhodes	10	(.876)
	D. Bollman	9	(.852)
164)	D. Lane	10	(.897)
	H. Aporff	4	(.714)
165)	D. Medina	10	(.884)
	D. Matlock	5	(.759)
166)	G. Mathews	10	(.849)
	C. Brown	6	(.652)
167)	R. LaBlanc	10	(.804)
	G. Martinez	8	(.763)
168)	R. Martin	10	(.856)
	T. Spencer	3	(.632)
169)	K. Davenport	10	(.845)
	D. Howard	9	(.792)
170)	L. Hill	10	(.832)
	C. Brinson	6	(.707)
171)	D. Weaver	10	(.800)
	W. King	9	(.786)
172)	C. Chapman	10	(.835)
	M. Massey	7	(.825)
173)	B. Hall	10	(**.918**)
	M. Sigel	7	(.871)
174)	D. Rhodes	10	(.871)
	D. Lane	6	(.787)
175)	D. Medina	10	(.840)
	G. Mathews	8	(.710)
176)	R. Martin	10	(**.907**)
	R. LaBlanc	0	(.533)
177)	L. Lemke	10	(.835)
	S. Smith	5	(.673)
178)	W. Crane	10	(.869)
	N. Varner	5	(.880)
179)	D. Hensen	10	(.779)
	B. Sell	3	(.627)
180)	J. Reid	10	(.828)
	E. Strickland	9	(.844)
181)	D. DiLiberto	10	(.888)
	B. Dennis	3	(.641)

During the entire tournament there were 29 sessions decided by one game, 3 shutouts, and 1 no-show.

SCORES & AVERAGES

#	Name	Score	Avg.
182)	C. Morales	10	(.952)
	B. Hunter	6	(.806)
183)	J. Rempe	10	(.872)
	L. Hubbart	6	(.816)
184)	M. Gulyassy	10	(.811)
	B. Williams	7	(.827)
185)	K. Davenport	10	(.917)
	B. Dennis	4	(.783)
186)	B. Hunter	10	(.929)
	L. Hill	2	(.789)
187)	D. Weaver	10	(.776)
	L. Hubbart	3	(.783)
188)	B. Williams	10	(.768)
	C. Chapman	6	(.747)
189)	B. Hall	10	(.840)
	S. Smith	8	(.798)
190)	D. Rhodes	10	(.816)
	N. Varner	9	(.808)
191)	B. Sell	10	(.835)
	D. Medina	8	(.811)
192)	E. Strickland	10	(.874)
	R. Martin	9	(.859)
193)	K. Davenport	10	(.889)
	B. Hunter	6	(.842)
194)	B. Williams	10	(.833)
	D. Weaver	7	(.765)
195)	B. Hall	10	(.970)
	D. Rhodes	3	(.714)
196)	E. Strickland	10	(.910)
	B. Sell	5	(.735)
197)	W. Crane	10	(.857)
	L. Lemke	6	(.806)
198)	J. Reid	10	(.896)
	D. Hensen	5	(.821)
199)	C. Morales	10	(.868)
	D. DiLiberto	6	(.766)
200)	M. Gulyassy	10	(.930)
	J. Rempe	3	(.644)
201)	K. Davenport	10	(.949)
	D. Hensen	3	(.840)
202)	B. Williams	10	(.855)
	L. Lemke	3	(.726)
203)	B. Hall	10	(.871)
	J. Rempe	6	(.741)
204)	E. Strickland	10	(.965)
	D. DiLiberto	4	(.923)
205)	B. Williams	10	(.943)
	K. Davenport	3	(.923)
206)	E. Strickland	10	(.849)
	B. Hall	7	(.800)
207)	W. Crane	10	(.934)
	J. Reid	4	(.841)
208)	C. Morales	10	(.895)
	M. Gulyassy	6	(.865)
209)	M. Gulyassy	10	(.895)
	B. Williams	7	(.929)
210)	E. Strickland	10	(.865)
	J. Reid	9	(.859)
211)	E. Strickland	10	(.833)
	M. Gulyassy	6	(.766)
212)	C. Morales	10	(.881)
	W. Crane	8	(.886)
213)	W. Crane	10	(.908)
	E. Strickland	5	(.880)
214)	C. Morales	13	(.902)
	W. Crane	9	(.881)

JOE BURNS & JOE KERR PRESENT:

OHIO STATE OPEN — 9-BALL CHAMPIONSHIP

Open 24 Hrs.

$21,000.

ENTER EARLY!! Last Tournament Filled Completely

($5,000. Guaranteed & Added By Joe Burns)



MARCH 20th THRU 24th

(Prize Fund Based & Limited To First 64 Paid Entries.)

• Entry Fee $250.00 •

Cashiers Check OR Money Order Only.

Tournament Rules: One FOUL, Double Elimination, Race To 11, Winner Breaks.

"WIN YOUR FIRST TWO MATCHES & YOU'RE IN THE MONEY"

Recommended Motel Knights Inn 1-513-898-1212.

Spectator Admission—
$5 PER AFTERNOON and EVENING SESSIONS.

Promoted and Directed By Joe Kerr.

PRIZE FUND:
NOTE: 24 out of 64 places PAID!

1st	$6,000
2nd	$3,000
3rd	$2,000
4th	$1,500
5th - 6th	$1,000
7th - 8th	$ 750
9th - 12th	$ 450
13th - 16th	$ 300
17th - 24th	$ 250

FOREST PARK BILLIARDS
4425 N. Main Street
Forest Park Plaza
Dayton, Ohio 45405
1-513-277-9407

• Tournament Room
• 350 Seat Capacity
• 9 ft. Gold Crowns

Separate Room With 18 Tables.
Snack Bar, Games.
● OPEN 24 HOURS ●

☆ → PLEASE POST ← ☆

What is an Accu-Stats average (TPA)?

An Accu-Stats average or Total Performance Average (TPA) is to pool the same as a batting average is to baseball. Essentially, everyone pockets balls and everyone makes errors. A simple computation figures an average. Accu-Stats kept score of 214 matches at Red's. The actual scores and averages for each session are listed in this publication. Usually the player who wins the session has a higher average, but not always. This average gives you a better idea of how the contestants played rather than just the score of the match. The only way that you can figure out your own average is to learn how to keep score. There are brief instructions below to help you read the finals match between Morales and Crane. If you want to learn the complete instructions, they are available free by simply marking the subscription form or writing to Accu-Stats requesting the scoresheet instructions. Once you've learned how to keep score, you can compare yourself with anyone and monitor your progress.

What is an error?

An error is one of the factors used in determining the TPA. There are five possible errors. They are any Miss, Scratch on the Break, Bad Kick, Bad Safety, and Bad Position. These errors are defined on page 19.

How is the TPA calculated?

The TPA formula is total balls pocketed divided by (total balls pocketed plus errors). After scoring a match the total of misses, scratches on the break, bad kicks, bad safeties, and bad position are added to the total balls pocketed. This figure divides into the total balls pocketed. For instance, a player pockets 60 balls and makes 15 errors. Divide 75 into 60 to compute the average of .800.

HOW DO I READ THAT SCORESHEET?

On the back page, you will see the actual scoresheet for **Red's** finals between Caesar Morales and Wade Crane. Let me give you a general idea on how to read it. Essentially, the scoresheet is read from left to right, each column revealing what happened that inning. The **LARGE NUMBERS** to the right of each player's name tells us how many balls that player pocketed during his inning. The **SMALL NUMBERS** tell us how many balls went in on the break. The **CIRCLED NUMBERS** mean that the player also won the rack during that inning. The **BOTTOM** of the scoresheet shows the running totals of the score. Hang on, you're almost there! You will also see a **GREY SECTION** filled with 1's and 2's (there are no 12's). The 1's represent player #1 and the 2's represent player #2. They tell us how that player ended each inning. For instance, in inning #13 of the first page, player #2 (Crane) pocketed two balls and then missed a called shot. You will also notice small letters (N,B,K,J,P,Q,X). They stand for No reason, Bank, Kiss, Jump, Push, and misQue. The X means that the player did not intend to run out. In inning #16 of page one, player #2 (Crane) makes three balls on the break, runs another three and plays a safety. Just one more example, and you're on your own. In inning #3 of page two, player #2 (Crane) pockets no balls, is forced to kick, makes a good hit but scratches in the pocket. See if you can read (and feel) the match. I'll start you off. In inning #1, Morales makes nothing on the break and Crane plays a safety. In inning #2, Morales runs eight and out. Good luck!

Meucci Originals . . .

"Standard of the Industry"

According to Accu-Stats,

Red's paid $48,700

in the men's division.

$23,000 or 47 per cent

was earned with

Meucci Cues.

The closest total

for any other cue brand

was only $8,400 or 17 per cent.

Getting The Message Yet?

Meucci Originals 7472 Old Highway 78, Olive Branch, MS 38654 (601)895-4877

FLOW CH

Below is a 128 player double elimination flow chart. Due to space limitations a slightly different technique was used to fit the entire chart. The bold center line separates the winner's bracket from the loser's bracket. The names bordering the center line are

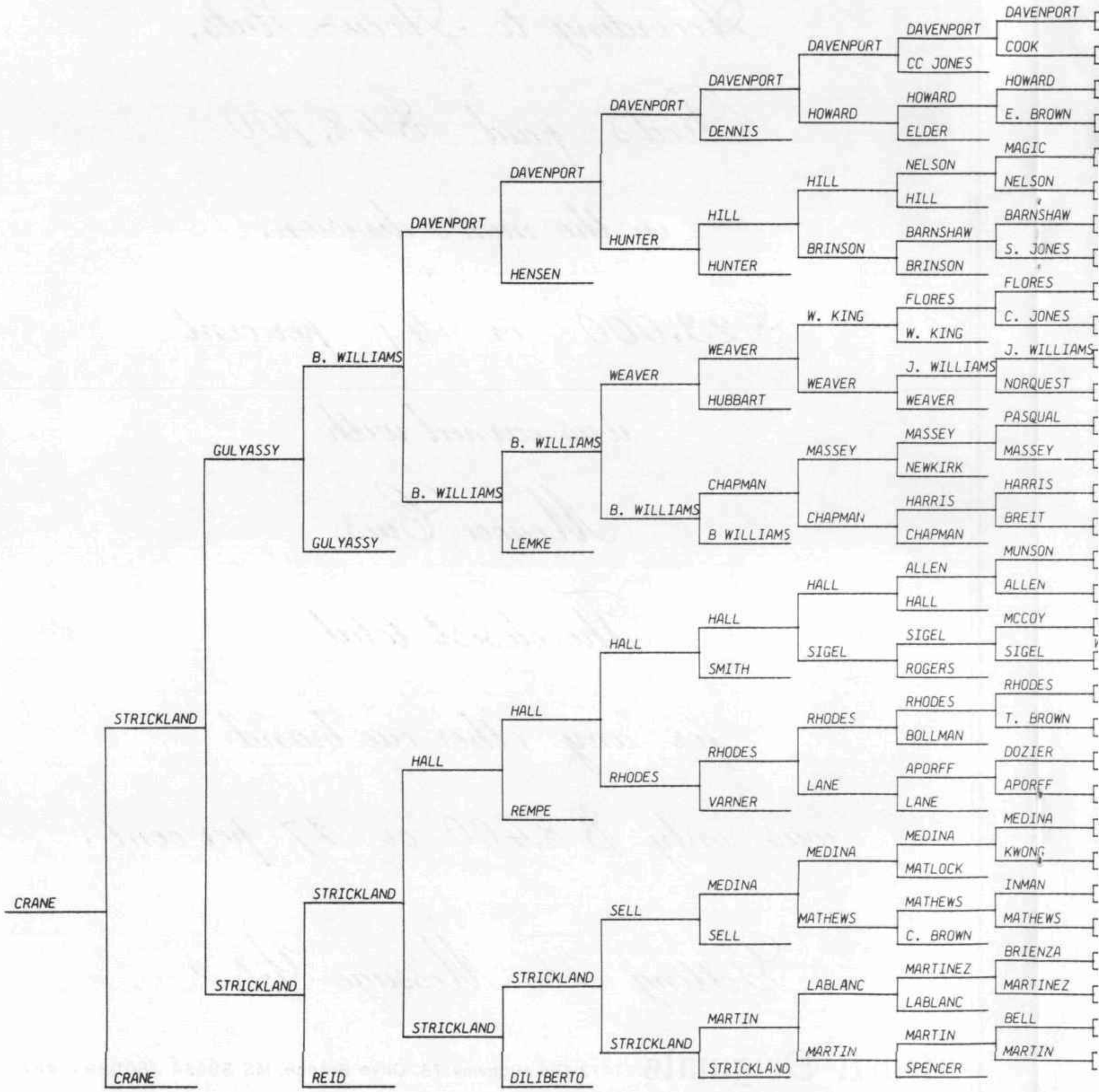

N CHART

the results of the first round of play. For example, Bieberstein lost to Drennan. This technique reduced the standard chart's height in half while still displaying the results of the first round.

"We'll Sweat Your Match" T-Shirts

(See Coupon)

ACCU-STATS

Vol. 1, No. 1

Publisher-Editor	Red's
Field Coordinator	Patrick Fleming
Advertising Manager	Julie Hunter
Circulation Manager	Peter Fleming
Scorekeepers	Fran McKee
	Rick Bouley
	Barney Cogan
	Pete Congi
	Tom Harmon
	Bill McClelland
	Fred Yates
	Debbie Young

Red's Tournament Staff:

Host	Red Walling
Tournament Director	Scott Smith
Asst. Tournament Director	Leonard Bludworth
Head Referee	Jay Flowers
Flow Chart Manager	Reeves Smith

Accu-Stats' present policy for statistical coverage of a 9-ball event are these minimums:

9 Foot Pool Table
$20,000 Purse
$5,000 1st prize
32 Player Field

Do you like this issue? If the answer is yes, subscribe today. Our future plans include complete statistcal coverage of women events.

We've Been In Houston

Accu-Stats was in Houston from January 26 through February 3 for **Red's Third Annual 9-Ball Tournament.** We arrived early to hire and train scorekeepers. It was quite apparent that there was going to be a 100 plus field. It was an enormous task for Red's tournament staff to prepare and direct the biggest tourney of the year. The people who deserve credit for this year's successful running of the tournament are Red Walling - Host, Scott Smith - Tournament Director, Leonard Bludworth - Asst. Tournament Director, Jay Flowers - Head Referee, and Reeves Smith - Flow Chart Manager.

We're Going To Dayton...

On March 20, 1985, Joe Burns and Joe Kerr host the **Ohio State Open.** The purse is $21,000 and Accu-Stats will be there. Just as in Houston, we will keep statistics on each and every session. The next Accu-Stats issue will be packed with tournament stats. These promotors always fill their 64 man fields, so if your a player, make your arrangements now!

And Richmond

On April 1, 1985, Monroe Brock hosts the **4th Annual Clyde Childress 9-Ball Tournament.** This too is a major tournament that draws a minimum of 64 players. This tournament is boasting a $10,000 added purse, so don't miss this one! Accu-Stats will be there too for complete statistical coverage.

YES!! Enter my name as an Accu-Stats subscriber

SUBSCRIPTION RATE: One Year For Only $15.00

"We'll Sweat Your Match" T-Shirts Please specify quantity _____ and size _____ s,m,l,xl

Regular (tan) $8.50 ☐ Collared (white) $17.00 ☐

Card # _____ Exp. Date _____
Signature _____
Name _____
Address _____
City _____ State _____ Zip _____

Check - m/o ☐
Master Card ☐
Visa ☐

Please send me free scoresheet instructions ☐

Accu-Stats 204 Eagle Rock Avenue • Roseland, New Jersey 07068 201-838-7089

Total Performance Average (TPA) Tournament Ranking

If you reviewed any of the scores on the previous pages, you probably noticed a number in parentheses to the right of each score. It was called the Accu-Stats Average. It is actually another name for Total Performance Average. Those numbers reflect the player's ability for a single session. What follows are the overall tournament averages for each contestant. For the inside story of the TPA, see page 8 for a complete explanation.

1.	CAESAR MORALES	.896
2.	WADE CRANE	.876
3.	MIKE SIGEL	.874
4.	BUDDY HALL	.874
5.	BOB HUNTER	.872
6.	EARL STRICKLAND	.869
7.	MIKE GULYASSY	.862
8.	BOB WILLIAMS	.860
9.	KIM DAVENPORT	.855
10.	JIMMY REID	.851
11.	DICK LANE	.848
12.	DAVID HOWARD	.835
13.	STEVE COOK	.833
14.	DANNY MEDINA	.833
15.	DANNY DILIBERTO	.833
16.	GRADY MATHEWS	.828
17.	NICK VARNER	.828
18.	CC JONES	.821
19.	JIM REMPE	.819
20.	RAY MARTIN	.818
21.	MIKE MASSEY	.818
22.	DAVE RHODES	.815
23.	LARRY HUBBART	.815
24.	LOUIE LEMKE	.813
25.	GILBERT MARTINEZ	.813
26.	DAVE BOLLMAN	.805
27.	DAVID HENSEN	.804
28.	TERRY BELL	.803
29.	LARRY HILL	.802
30.	PAUL BRIENZA	.802
31.	DICK WEAVER	.794
32.	ROMERO FLORES	.793
33.	BUDDY DENNIS	.791
34.	DAVE MATLOCK	.788
35.	JAY SWANSON	.787
36.	TOM BROWN	.785
37.	EDDIE BROWN	.785
38.	JR. HARRIS	.784
39.	HOWARD VICKERY	.784
40.	RONNIE ALLEN	.783
41.	JIM MATAYA	.783
42.	GARRY DRENNAN	.783
43.	COYT CHAPMAN	.782
44.	WILLIE MUNSON	.782
45.	JACK BREIT	.782
46.	CHARLIE BRINSON	.781
47.	HARRY APORFF	.781
48.	CHAS. ROSENBLATT	.778
49.	ROBERT NEWKIRK	.777
50.	STEVE LILLIS	.775
51.	TIM KWONG	.775
52.	DON FULKS	.775
53.	STEVE SMITH	.768
54.	TOM SPENCER	.766
55.	BILLY-DAN ROGERS	.765
56.	JIM WILLIAMS	.764
57.	SAMMY JONES	.763
58.	BLAINE SELL	.760
59.	CHARLIE JONES	.759
60.	KEITH MCCREADY	.757
61.	JACK STENNER	.757
62.	ROBERT GONZALES	.755
63.	ROBERT LABLANC	.755
64.	FRED BENTIVEGNA	.753
65.	CLIFF BROWN	.752
66.	WOLFGANG SMAILUS	.749
67.	WILSON KING	.748
68.	LARRY NELSON	.747
69.	AL WINCHENBAUGH	.745
70.	WILLIE ELDER	.744
71.	JIM MCKITTRICK	.743
72.	JOE BOWMAN	.743
73.	TOM RUOCCO	.735
74.	JIMMY KING	.735
75.	JAVIER FRANKO	.734
76.	MARK JARVIS	.733
77.	JOE ROCHA	.732
78.	PHIL FASCIANO	.726
79.	FRITZ JOHNSON	.723
80.	DARRELL NORQUEST	.722
81.	JAMES DAVIS	.718
82.	RUDY PASQUAL	.716
83.	CHARLES INMAN	.713
84.	PAUL BAKER	.709
85.	GARY DOZIER	.708
86.	PETER MCCOY	.706
87.	FRANK PIASECKI	.692
88.	GARY BLACKWELL	.685
89.	SCOTT LECLAIR	.681
90.	NEAL HATCH	.678
91.	JOHN BARNSHAW	.671
92.	WAYNE BOOMER	.659
93.	KIM CUMMINGS	.659
94.	ROBERT NICHOLL	.655
95.	LANEY HERRIN	.653
96.	JOHN PASQUARELLA	.651
97.	STEVE SNIDER	.631
98.	BARRY PORTER	.618
99.	JOE MAGIC	.614
100.	BILL AMADEO	.600
101.	GEORGE FARMER	.582
102.	LOUIS VICKIO	.578
103.	JAMES AUBERT	.577
104.	GV BIEBERSTEIN	.565
105.	JAMES WILLARD	.560
106.	MICHAEL ARNING	.548
107.	JD JACKSON	.527
108.	DON HARE	.510

Lou Butera

8 x 10 Pool Photographs
by BILLIE BILLING
Large Selection Available
$5.95 each or 6/$30
Plus $1.50 postage & handling
Send check or money order to:
BILLIE BILLING
311 6th Avenue
Brooklyn, NY 11215

TRIVIA

Buddy Hall had the tournament high TPA (.970) for a single session. Tough luck, David Rhodes. Also, Bob Williams shot a .929 and lost.

PERFORMANCE BESTS

"Performance Bests" credits players for achievments in many statistical catagories. Too often a player's performance is overlooked by not finishing "in the money". As you will see, there are many "stars" that are proficient in a variety of skills.

TOTAL PERFORMANCE AVERAGE

This confirms that winning the tournament was no fluke. **Caesar Morales** won this catagory easily with a TPA of .896, 20 points over his nearest competitor.

BREAK PERFORMANCE AVERAGE

Terry Bell made a ball on the break without scratching 19 of 24 times for a BPA of .792.

KICK PERFORMANCE AVERAGE

Jim Mataya took this honor by kicking at 14 balls and successfully hitting each one for a KPA of 1.000.

SAFETY PERFORMANCE AVERAGE

Garry Drennan's opponents failed to pocket a ball after 14 of his 15 safeties giving Drennan a SPA of .933.

LEAST MISSES PER BALLS POCKETED

Caesar Morales owns this catagory too by pocketing 492 balls while missing only 28 called shots. That's 5.7 misses for every 100 balls pocketed.

LEAST POSITION ERRORS

Yes, **Morales** copped this catagory too by pocketing 492 balls while his position play forced him to leave the table only 15 times. That's 3.0 position errors for every 100 balls pocketed.

RUN OUT OPPORTUNITIES

Bob Hunter is still hot from his Classic Cup finish. He ran out 51 of 71 opportunities for 71.8%

RUN OUTS FROM THE BREAK

It's **Caesar Morales** again. Of his 61 break shots, he ran out 20 times or 32.8%.

RUN OUTS AFTER GOOD BREAK

Of the 34 times he pocketed a ball on the break, **Morales** ran out 20 times for 58.8% of the time.

Caesar Morales pocketed 44 consecutive balls against Gulyassy.

RUN OUTS WITH BALL IN HAND

Jimmy Reid had ball in hand anywhere on the table 16 times and ran out each time for 100%.

9-BALL MADE ON THE BREAK

David Howard's strong break forced the 9-ball in 5 times during his 40 break tournament for 12.5%.

LEAST SCRATCHES ON THE BREAK

Willie Munson made sure the cue ball never scratched during his 31 break shots.

LEAST SCRATCHES GOING FOR POSITION

Of the 3 players who never scratched (excluding on the break), **Terry Bell** pocketed the most balls, 200, for top honors in this catagory.

Burton Spain Speaks

For the serious player the hit, balance and feel of his cue are of the utmost importance. He wants and needs *solidity* and *sensitivity*. Whether or not his cue is solid and sensitive depends entirely on how it is put together and no element is more important than the design and construction of the joint.

In 1976, after years of research and experimentation, I developed a unique design and construction for the billiard cue joint. In 1976 I thought I had a good thing. Now, after eight years of making and using this design I am certain that I have the best thing going.

Send for my literature and the large color picture of my 14 basic models. In the 1960's I made the 4-prong blanks for legendary cue-makers Frank Paradise and George Balabushka. It's about time I made something for you.

BURTON SPAIN
3724 W. Division St., AS
Chicago, IL 60651
312/235-2811

PERFORMANCE RANKINGS

TOTAL PERFORMANCE

The Total Performance Average is computed as follows: Divide total balls made by (total balls made plus errors). See page 19 for the five possible errors.

#	NAME	GAMES	BALLS MADE	ERRORS	TPA
1.	Caesar Morales	98	492	57	.896
2.	Wade Crane	150	693	98	.876
3.	Mike Sigel	87	424	61	.874
4.	Buddy Hall	148	659	95	.874
5.	Bob Hunter	85	401	59	.872
6.	Earl Strickland	176	803	121	.869
7.	Mike Gulyassy	130	608	97	.862
8.	Bob Williams	132	632	103	.860
9.	Kim Davenport	151	595	101	.855
10.	Jimmy Reid	113	451	79	.851
11.	Dick Lane	79	328	59	.848
12.	David Howard	70	328	65	.835
13.	Steve Cook	46	175	35	.833
14.	Danny Medina	107	484	97	.833
15.	Danny DiLiberto	78	334	67	.833

KICK PERFORMANCE

(MINIMUM KICKS = 11)

A kick is a shot in which a player attempts to hit a ball that cannot be "seen" and requires either a rail first, masse' or jump shot to complete.

#	NAME	GAMES	KICKS	GOOD	KPA
1.	Jim Mataya	47	14	14	1.000
2.	Don Fulks	48	13	13	1.000
3.	Caesar Morales	98	26	25	.962
4.	Jim Rempe	93	26	25	.962
5.	Mike Gulyassy	130	25	24	.960
6.	Steve Cook	46	19	18	.947
7.	Wade Crane	150	34	32	.941
8.	Eddie Brown	59	17	16	.941
9.	Ray Martin	112	31	29	.935
10.	Bill Amadeo	27	15	14	.933
11.	Rudy Pasqual	44	13	12	.923
12.	Willie Elder	46	12	11	.917
13.	Scott LeClair	51	12	11	.917
14.	Mike Sigel	87	22	20	.909
15.	Larry Hubbart	82	22	20	.909

POOL & BILLIARD
SCRATCH SHEET
THE MONTHLY NATIONAL NEWSMAGAZINE OF THE SPORT

Read what professionals are reading

One-Year $15

Send a year of POOL & BILLIARD SCRATCH SHEET

NAME—Please print in block letters

ADDRESS

CITY STATE ZIP

Please list additional gifts on a separate sheet, and be sure to print your own name and address at right.

MY NAME

MY ADDRESS

CITY STATE ZIP

Include my own—

☐ New subscription ☐ Enclosed is $

☐ Renewal subscription

MAIL ORDER TO: POOL & BILLIARD SCRATCH SHEET
25 W 775 Lake Street
Roselle, Illinois 60172

PERFORMANCE RANKINGS

BREAK PERFORMANCE

(MINIMUM BREAKS = 18)

#	NAME	GAMES	BREAK SHOTS	BALL MADE W/O SCR.	BPA
1.	Terry Bell	43	24	19	.792
2.	Tom Brown	72	38	27	.711
3.	David Howard	70	40	28	.700
4.	Jack Stenner	37	18	12	.667
5.	Paul Brienza	60	35	23	.657
6.	David Hensen	72	37	24	.649
7.	Joe Bowman	49	24	15	.625
8.	Charlie Jones	58	30	18	.600
9.	Willie Munson	64	31	18	.581
10.	Willie Elder	46	19	11	.579
11.	Jimmy Reid	113	64	37	.578
12.	Bob Williams	132	82	47	.573
13.	Jim Rempe	93	49	28	.571
14.	Charles Inman	43	21	12	.571
15.	Larry Hill	79	37	21	.568

RUN OUT OPPORTUNITIES

#	NAME	OPPOR-TUNITIES	RUN OUTS	PCT.
1.	Bob Hunter	71	51	71.8
2.	Caesar Morales	86	61	70.9
3.	Wade Crane	122	85	69.7
4.	Earl Strickland	146	99	67.8
5.	Bob Williams	122	81	66.4
6.	Buddy Hall	128	84	65.6
7.	Kim Davenport	128	83	64.8
8.	Dick Lane	68	43	63.2
9.	Mike Sigel	80	50	62.5
10.	Jimmy Reid	101	61	60.4
11.	David Howard	60	36	60.0
12.	Chas. Rosenblatt	25	15	60.0
13.	Mike Gulyassy	117	70	59.8
14.	Nick Varner	77	46	59.7
15.	Grady Mathews	73	43	58.9

RUN OUTS FROM BREAK

(MINIMUM BREAKS = 18)

#	NAME	BREAK SHOTS	RUN OUTS	PCT.
1.	Caesar Morales	61	20	32.8
2.	David Howard	40	13	32.5
3.	Jim Rempe	49	13	26.5
4.	Ronnie Allen	29	7	24.1
5.	Wade Crane	83	20	24.1
6.	Bob Hunter	50	12	24.0
7.	Mike Sigel	50	12	24.0
8.	Bob Williams	82	19	23.2
9.	Danny DiLiberto	39	9	23.1
10.	Earl Strickland	99	22	22.2
11.	David Hensen	37	8	21.6
12.	Terry Bell	24	5	20.8
13.	Joe Bowman	24	5	20.8
14.	Jimmy Reid	64	13	20.3
15.	Jr. Harris	45	9	20.0

Did you have any difficulty understanding any terms, expressions or calculations? If so, see page 19 for definitions or page 8 for an in depth explanation of the TPA and errors.

There are Many Reasons McDermott is the Leading Custom Cue Manufactured in the United States

- Wood to Wood Joint, for a solid hit and feel, like a one-piece cue.
- 58", Standard Length, to go the extra distance.
- Choice of Wraps — Nylon, Irish Linen, Cork or Calf Skin Leather.
- Fibre Ferrule — hits like ivory, but doesn't crack or chip.
- Personalized Weight Adjustment.
- Finest and most durable finish in the billiard industry.
- Your choice of 5 different stains at no extra charge.
- You specify the weight and shaft diameter on each cue you order.
- Our high quality is consistent throughout the entire line.
- We do expert repairs on all makes of cues.
- Fastest delivery of orders and repairs in our industry.
- 26 models to choose from, with a price range to fit any budget.
- Many options are available to meet your personal preferences.

Custom Designed Cues — You Design It, We'll Build It!

100% American Made in the United States of America!

Send Today for "FREE" Color Brochure!

Dealer Inquiries Invited — *Join the Winning Team!*

CUE MANUFACTURING, INC.
W186 N7137 MARCY ROAD
MENOMONEE FALLS, WI 53051-4998
PHONE 414/251-4090

PERFORMANCE RANKINGS

MISSES
(PER 100 BALLS POCKETED)

A miss occurs when a player's primary concern is to pocket a ball but fails to do so.

#	NAME	SHOTS MADE	SHOTS MISSED	AVG
1.	Caesar Morales	492	28	5.7
2.	Earl Strickland	803	50	6.2
3.	Bob Hunter	401	25	6.2
4.	Kim Davenport	595	38	6.4
5.	Buddy Hall	659	45	6.8
6.	Steve Cook	175	12	6.9
7.	Mike Gulyassy	608	42	6.9
8.	Dick Lane	328	23	7.0
9.	Ray Martin	499	36	7.2
10.	Mike Sigel	424	31	7.3
11.	Wade Crane	693	51	7.4
12.	Bob Williams	632	49	7.8
13.	Nick Varner	347	27	7.8
14.	David Howard	328	27	8.2
15.	Dave Matlock	204	18	8.8

POSITION ERRORS
(PER 100 BALLS POCKETED)

A position error occurs when inadequate position causes a player to leave to table.

#	NAME	BALLS MADE	POSITION ERRORS	AVG
1.	Caesar Morales	492	15	3.0
2.	Wade Crane	693	24	3.5
3.	Bob Hunter	401	15	3.7
4.	Jimmy Reid	451	17	3.8
5.	Buddy Hall	659	26	3.9
6.	Bob Williams	632	28	4.4
7.	Mike Sigel	424	19	4.5
8.	Earl Strickland	803	39	4.9
9.	Dick Lane	328	16	4.9
10.	Kim Davenport	595	31	5.2
11.	Al Winchenbaugh	108	6	5.6
12.	Grady Mathews	323	18	5.6
13.	Buddy Dennis	265	15	5.7
14.	Jay Swanson	211	12	5.7
15.	Chas. Rosenblatt	105	6	5.7

WEST billiards arcade END

QUALIFYING TOURNAMENTS for 14.1 World Open 9-Ball Resorts

March 3 & 17
entry: $40

Sundays

February 24
March 10
April 7 & 21
May 5, 19 & 26
June 2 & 9
entry: $50

also... Tuesdays, open handicap: $25
Thursdays, B & C class: $10

25 Westfield Avenue, Elizabeth, New Jersey 07208 201-352-4019

DEFINITIONS

ABBREVIATIONS

BPA - Break Performance Average
KPA - Kick Performance Average
SPA - Safety Performance Average
TPA - Total Performance Average

TERMS & EXPRESSIONS

ACCU-STATS AVERAGE - Same as TPA or TOTAL PERFORMANCE AVERAGE
BALLS MADE - Total balls pocketed
BREAK - The 9-ball break shot
ERROR - Any miss, scratch on the break, bad kick, bad safety, or bad position (see ERROR category)
GAME - One completed 9-ball rack
GOOD BREAK - A break shot in which a ball is made without scratching
GOOD KICK - A kick which results in a "good hit" (even if the cue ball scratches afterwards)
GOOD SAFETY - A safety after which the opponent fails to pocket a ball (excluding kick-ins)
KICK - A shot in which a player attempts to hit a ball that cannot be "seen" and requires either a rail first, masse' or jump shot to complete
MAKEABLE SHOT - A shot that is as easy or easier than a spot shot
OPPORTUNITY - Exists when a player makes an attempt to run out by pocketing at least one ball or approaching the table with a makeable shot
POINTS - Number of balls pocketed
POSITION ERROR - Same as BAD POSITION
RUN OUT - Occurs any time the 9-ball is pocketed
SAFETY - A shot in which a player's primary concern is defense
SESSION - A race to a specified number of games
SHOTS MISSED - See MISS
SNOOKERED - A condition that exists when a player is unable to "see" the lowest ball on the table

ERRORS

MISS - Occurs when a player's primary concern is to pocket a ball that can be "seen", but fails to do so and is forced to leave the table
SCRATCH ON THE BREAK - Occurs when a player scratches on the break, regardless of whether a ball is pocketed or not
BAD KICK - Occurs when a player attempts, but fails to make a good hit after being snookered
BAD SAFETY - Occurs when a player's opponent pockets a ball immediately after a safety (excluding kick-ins)
BAD POSITION - Occurs when inadequate position causes a player to leave the table (excluding immediately after the break shot)

STATISTICAL RANKINGS

BREAK PERFORMANCE AVERAGE - Reflects a player's ability to make a ball on the break without scratching
KICK PERFORMANCE AVERAGE - Reflects a player's ability to make a good hit when snookered
RUN OUT OPPORTUNITIES - Reflects a player's ability to run out the rack after pocketing at least one ball or approaching the table with a makeable shot
SAFETY PERFORMANCE AVERAGE - Reflects a player's ability to play a safety which prevents his opponent from pocketing a ball
TOTAL PERFORMANCE AVERAGE - A player's "batting average", considered are balls pocketed and errors

CALCULATIONS

BREAK PERFORMANCE AVERAGE OR BPA:
Good breaks/Total breaks
KICK PERFORMANCE AVERAGE OR KPA:
Good kicks/Total kicks
MISSES PER 100 BALLS POCKETED:
(Misses x 100)/Balls pocketed
POSITION ERRORS PER 100 BALLS POCKETED:
(Position errors x 100)/Balls Pocketed
RUN OUT OPPORTUNITIES:
Run outs/Opportunities
RUN OUTS FROM THE BREAK:
Run outs from break/Breaks
SAFETY PERFORMANCE AVERAGE OR SPA:
Good safeties/Total safeties
SCRATCH ON THE BREAK:
(Scratches on break x 100)/Breaks
TOTAL PERFORMANCE AVERAGE OR TPA:
Balls pocketed/(Balls pocketed + Errors)

ACCU-STATS
204 EAGLE ROCK AVENUE
ROSELAND, NJ 07068

Address Correction Requested

Bulk Rate
U.S. Postage
PAID
Roseland, NJ
Permit #42

Morales vs. Crane

Kick ins:																							
Scorer: GB	1	2	3	4	5	6	7	8	9	10	11	12	13	14	15	16	17	18	19	20	21	22
1 Morales	°0	8	°0	2	'2	0	7	°0	0	9	'9	°0	0	7	°0		0			1	0	3
2 Crane	0		7		0	0		0	0			0	2		9	3 6	3	2 9	°0	0	5	
MISS			2N		2N	2							2				1				2N	
KICK					1	1			2												1	
SAFETY	2							2P	1			2P	1			2				1M 2		
Scr. Pocket			1																			
Scr. No Hit																	1					
Score 1		1		2			3			4	5			6	6		6	6				7
Score 2		0		0			0			0	0			0	1		2	3				3

Kick ins:																								
																			2					
Scorer: GB	1	2	3	4	5	6	7	8	9	10	11	12	13	14	15	16	17	18	19	20	21	22	23
1 Morales	°0		0	5		3	°0	X	2	'1	8	'4			9	2 9	°0	0	0		3		9
2 Crane	9	°0	0	4	2 6		0	0		0		5	'9	°0			0	3	6	°0	6	°0	
MISS			1	1N	2C					2C		1											
KICK			2					2										2	1		1		
SAFETY							2P	1		1P							2	1					
Scr. Pocket			2																				
Scr. No Hit																							
Score 1	7			7		8			9		10	10	10		11	12			12		12		13
Score 2	4			5		5			5		5	6	7		7	7			8		9		9

Final Match

CAESAR MORALES - 13 | 9 - WADE CRANE

.385	5 of 13	Break Performance Average	4 of 9	.444
1.000	5 of 5	Kick Performance Average	5 of 5	1.000
.667	4 of 6	Safety Performance Average	6 of 7	.857
.154	2 of 13	Run Out From The Break	2 of 9	.222
.722	13 of 18	Run Out Opportunities	9 of 16	.563
11 errors, 101 pocketed			12 errors, 89 pocketed	
.902		Total Performance Average		**.881**
11		Errors	12	
5 misses, 1 scratch on break, 0 bad kicks, 3 bad position, 2 bad safeties.			7 misses, 0 scratch on break, 0 bad kicks, 4 bad position, 1 bad safety.	