

ACCUS TATS

A STATISTICAL ANALYSIS OF 9-BALL POCKET BILLIARDS

\$2.00

Nov. 15 - Dec. 31, 1984

Vol. 0-No. 2

DILIBERTO CAPTURES CLASSIC CUP




Photo by BILLIE BILLING

C H I C A G O - Danny DiLiberto won the seeded single-elimination tournament the only way possible - undefeated. In a field of 28, he defeated Brunt, Mathews, Munson, Hubbart, and Hunter to win the last major tournament of 1984. Only eight players shared the winner's circle during the thirteen tournament year.

CLASSIC CUP — CHICAGO

Nov. 30 ~ Dec. 2, 1984

FINAL STANDINGS

FLOW CHART

#	NAME	TPA	PRIZE
1.	Danny DiLiberto (.836)		\$5,000
2.	Bob Hunter (.871)		3,000
3-4.	Larry Hubbart (.873)		2,000
	Buddy Hall (.867)		2,000
5-8.	Willie Munson (.862)		1,125
	Howard Vickery (.862)		1,125
	Mike Massey (.859)		1,125
	Danny Medina (.902)		1,125
9-16.	Mike Sigel (.911)		
	Louie Roberts (.818)		
	Mike Gulyassy (.841)		
	Grady Mathews (.775)		
	Tom Karabotsos (.806)		
	Ron Dobesenski (.775)		
	Pat Fleming (.808)		
	Steve Lillis (.912)		
17-27.	Tom Spencer (.867)		
	Terry Bell (.839)		
	Rusty Brandmeyer (.901)		
	Jeff Carter (.865)		
	George Brunt (.731)		
	Jim Rempe (.871)		
	Dallas West (.865)		
	Jim Cattrano (.819)		
	Paul Baker (.844)		
	Earl Strickland (.761)		
	Fred Bentivegna (.607)		



PBA MAJOR 9-BALL RULE MODIFICATIONS

The Professional Billiards Association (PBA) has adopted for 1985, modifications to the standard rules. These rules had their preview at the Classic Cup. They are listed below.

RULE & description

CALL SHOT - One ball must be called in a designated pocket. Additional balls pocketed during the same shot will count. When a ball is pocketed illegally or after a called safety or push, the incoming player has the option of shooting or forcing his opponent to shoot again.

DECLARATION OF SHOT - Unless obvious to both referee and/or opponent, the shooter must either declare a called shot, safety, or push.

PUSH AFTER BREAK - The player at the table immediately after the break has the option to push out. After a push, the incoming player has the option of shooting or forcing his opponent to shoot again. A push is not considered a foul. After a scratch on the break, the incoming player cannot push.

BALL IN HAND ALWAYS - After any scratch or foul, the incoming player will have cue ball in hand anywhere on the table. This includes after a scratch on the break.

NO BALLS SPOTTED - All illegally pocketed balls, balls pocketed during a safety or push, or jumped object balls will not be spotted. Essentially, the 9-ball is the only ball that can be spotted.

FOUL ON CUE/OBJECT BALLS - Foul on cue ball only, except during tournament finals or televised matches, at which time foul on all balls will apply.

PLAY BEGINS - Each rack of 9-ball will begin when the cue ball passes the head string.

SCORES & ACCU-STATS AVERAGES

(Round One)

#	NAME	SCORE	AVG
1.	P. FLEMING	11	(.821)
	E. STRICKLAND	6	(.761)
2.	W. MUNSON	11	(.886)
	J. REMPE	7	(.871)
3.	D. DILIBERTO	11	(.835)
	G. BRUNT	8	(.731)
4.	S. LILLIS	11	(.907)
	F. BENTIVEGNA	6	(.607)
5.	L. ROBERTS	11	(.810)
	T. BELL	10	(.839)
6.	R. DOBESENSKI	11	(.896)
	J. CARTER	8	(.865)
7.	B. HUNTER	11	(.893)
	P. BAKER	6	(.844)
8.	M. SIGEL	11	(.938)
	D. WEST	7	(.865)
9.	M. MASSEY	11	(.845)
	T. SPENCER	10	(.867)
10.	T. KARABOTSOS	11	(.840)
	J. CATTRANO	7	(.819)
11.	B. HALL	11	(.851)
	R. BRANDMEYER	8	(.901)

(Round Two)

12.	W. MUNSON	11	(.842)
	P. FLEMING	6	(.795)
13.	D. DILIBERTO	11	(.865)
	G. MATHEWS	9	(.775)
14.	L. HUBBART	11	(.929)
	S. LILLIS	5	(.927)
15.	H. VICKERY	11	(.859)
	L. ROBERTS	10	(.829)
16.	B. HUNTER	11	(.838)
	R. DOBESENSKI	8	(.616)
17.	D. MEDINA	11	(.917)
	M. SIGEL	10	(.886)
18.	M. MASSEY	11	(.852)
	T. KARABOTSOS	8	(.757)
19.	B. HALL	11	(.883)
	M. GULYASSY	9	(.841)

(Quarter Finals)

#	NAME	SCORE	AVG
20.	D. DILIBERTO	11	(.825)
	W. MUNSON	9	(.859)
21.	L. HUBBART	11	(.880)
	H. VICKERY	8	(.866)
22.	B. HUNTER	11	(.945)
	D. MEDINA	4	(.867)
23.	B. HALL	11	(.878)
	M. MASSEY	6	(.892)

(Semi-Finals)

24.	D. DILIBERTO	11	(.826)
	L. HUBBART	8	(.817)
25.	B. HUNTER	11	(.870)
	B. HALL	8	(.855)

(Finals)

26.	D. DILIBERTO	13	(.832)
	B. HUNTER	11	(.825)

WOMEN FINALISTS

(Quarter Finals)

1.	J. BALUKAS	9	(.893)
	J. TOMASELLO	1	(.333)
2.	E. MATAYA	9	(.758)
	G. WALKER	5	(.516)
3.	B. BEARDON	9	(.718)
	B. BILLING	6	(.675)
4.	L. OGONOWSKI	9	(.781)
	M. KENNISTON	5	(.789)

(Semi-Finals)

5.	J. BALUKAS	9	(.783)
	E. MATAYA	4	(.577)
6.	L. OGONOWSKI	9	(.732)
	B. BEARDON	7	(.659)

(Finals)

7.	J. BALUKAS	11	(.880)
	L. OGONOWSKI	8	(.731)

PERFORMANCE BESTS

"Performance Bests" credits players for achievements in many statistical categories. Too often a player's performance is overlooked by not finishing "in the money". As you will see, there are many "stars" that are proficient in a variety of skills.

TOTAL PERFORMANCE AVERAGE

Steve Lillis pocketed 135 balls while committing only 13 errors for a tournament high TPA of .912.

BREAK PERFORMANCE AVERAGE

Dallas West made a ball on the break without scratching 6 of 7 times for a BPA of .857.

KICK PERFORMANCE AVERAGE

Mike Sigel and Pat Fleming share this honor with 5 of 5 good kicks for a KPA of 1.000.

SAFETY PERFORMANCE AVERAGE

Willie Munson's opponents failed to pocket a ball after any of his 20 safeties giving Munson a SPA of 1.000.

LEAST MISSES PER BALLS POCKETED

Jim Rempe narrowly copped this honor from Rusty Brandmeyer by missing only 2 called shots while pocketing 74.

LEAST POSITION ERRORS

Danny Medina pocketed 138 balls while his position play forced him to leave the table only 3 times.

RUN OUT OPPORTUNITIES

Mike Sigel ran out 20 of the 25 opportunities he had to run out for 80% of the time.

RUN OUTS FROM THE BREAK

Dallas West copped this honor too by running out from the break 3 of 7, or 42.9% of the time.

RUN OUTS AFTER GOOD BREAK

Although Grady Mathews pocketed a ball on the break only 5 times, he ran out 3 of them for 60% of the time.

RUN OUTS WITH BALL IN HAND

Tom Spencer had ball in hand anywhere on the table 5 times and ran out each time for 100%.

BALL MADE ON THE BREAK

Paul Baker made a ball on the break each of the 6 times he broke for 100%.

9-BALL MADE ON THE BREAK

Pat Fleming made the yellow stripe on the break 3 times in one session against the unlucky recipient Earl Strickland. By breaking 18 times, he made the 9-ball 16.7% of the time.

LEAST SCRATCHES ON THE BREAK

Dallas West and Fred Bentivegna kept their cue ball away from a pocket on each of their 7 break shots.

LEAST SCRATCHES GOING FOR POSITION

Of the 9 players who never scratched (excluding on the break), Terry Bell pocketed the most balls, 78, for top honors in this category.

NEW TELEPHONE NUMBER  NEW MAIL ADDRESS

superior leather cases for cue sticks

You KNOW the craftsmanship.

You KNOW the quality.

Telephone (512) 440-7959 and ask for

Ann Gore, Designer

P.O. Box 43903, Austin, Texas 78745

CLASSIC TRIVIA

Most run outs from the break in one session: Bob Hunter (6)

Most balls made on one break: Danny DiLiberto (5 plus cue ball)

Tournament Average for scratching on the break: 11.0%

Tournament Average for making the 9-ball on the break: 5.5%

PERFORMANCE RANKINGS

(In The Money Finishers)

TOTAL PERFORMANCE

#	NAME	GAMES	BALLS MADE	ERRORS	TPA
1.	DANNY MEDINA	36	138	15	.902
2.	LARRY HUBBART	54	227	33	.873
3.	BOB HUNTER	94	439	65	.871
4.	BUDDY HALL	75	301	46	.867
5.	WILLIE MUNSON	55	213	34	.862
6.	HOWARD VICKERY	40	156	25	.862
7.	MIKE MASSEY	57	232	38	.859
8.	DANNY DILIBERTO	102	404	79	.836

BREAK PERFORMANCE

#	NAME	GAMES	BREAK BALL SHOTS	MADE W/O SCR.	BPA
1.	MIKE MASSEY	57	27	21	.778
2.	BOB HUNTER	94	55	39	.709
3.	HOWARD VICKERY	40	19	13	.684
4.	LARRY HUBBART	54	31	20	.645
5.	BUDDY HALL	75	41	25	.610
6.	WILLIE MUNSON	55	30	18	.600
7.	DANNY MEDINA	36	14	8	.571
8.	DANNY DILIBERTO	102	54	29	.537

RUN OUTS FROM BREAK

#	NAME	BREAK SHOTS	RUN OUTS	PCT.
1.	BOB HUNTER	55	20	36.4
2.	LARRY HUBBART	31	10	32.3
3.	DANNY MEDINA	14	4	28.6
4.	BUDDY HALL	41	11	26.8
5.	DANNY DILIBERTO	54	14	25.9
6.	MIKE MASSEY	27	7	25.9
7.	HOWARD VICKERY	19	4	21.1
8.	WILLIE MUNSON	30	6	20.0

RUN OUT OPPORTUNITIES

#	NAME	OPPOR- TUNITIES	RUN OUTS	PCT.
1.	DANNY MEDINA	21	15	71.4
2.	LARRY HUBBART	39	27	69.2
3.	BUDDY HALL	58	38	65.5
4.	WILLIE MUNSON	45	29	64.4
5.	BOB HUNTER	82	52	63.4
6.	DANNY DILIBERTO	90	52	57.8
7.	HOWARD VICKERY	33	19	57.6
8.	MIKE MASSEY	48	27	56.3

KICK PERFORMANCE

#	NAME	GAMES	KICKS	GOOD	KPA
1.	HOWARD VICKERY	40	4	4	1.000
2.	BOB HUNTER	94	16	14	.875
3.	LARRY HUBBART	54	9	7	.778
4.	WILLIE MUNSON	55	13	10	.769
5.	MIKE MASSEY	57	11	8	.727
6.	BUDDY HALL	75	19	12	.632
7.	DANNY DILIBERTO	102	17	9	.529
8.	DANNY MEDINA	36	6	3	.500

SAFETY PERFORMANCE

#	NAME	GAMES	SAFETIES	GOOD	SPA
1.	WILLIE MUNSON	55	20	20	1.000
2.	DANNY MEDINA	36	6	6	1.000
3.	BOB HUNTER	94	32	26	.813
4.	BUDDY HALL	75	29	23	.793
5.	DANNY DILIBERTO	102	37	28	.757
6.	MIKE MASSEY	57	16	12	.750
7.	LARRY HUBBART	54	16	10	.625
8.	HOWARD VICKERY	40	13	8	.615

MISSES

(PER 100 BALLS POCKETED)

#	NAME	BALLS MADE	SHOTS MISSED	AVG
1.	LARRY HUBBART	227	10	4.4
2.	HOWARD VICKERY	156	7	4.5
3.	DANNY MEDINA	138	7	5.1
4.	BUDDY HALL	301	16	5.3
5.	BOB HUNTER	439	30	6.8
6.	MIKE MASSEY	232	17	7.3
7.	DANNY DILIBERTO	404	31	7.7
8.	WILLIE MUNSON	213	18	8.5

POSITION ERRORS

(PER 100 BALLS POCKETED)

#	NAME	BALLS MADE	POSITION ERRORS	AVG
1.	DANNY MEDINA	138	3	2.2
2.	BUDDY HALL	301	13	4.3
3.	WILLIE MUNSON	213	10	4.7
4.	BOB HUNTER	439	21	4.8
5.	LARRY HUBBART	227	12	5.3
6.	MIKE MASSEY	232	13	5.6
7.	DANNY DILIBERTO	404	23	5.7
8.	HOWARD VICKERY	156	12	7.7

Burton Spain Speaks

For the serious player the hit, balance and feel of his cue are of the utmost importance. He wants and needs *solidity* and *sensitivity*. Whether or not his cue is solid and sensitive depends entirely on how it is put together and no element is more important than the design and construction of the joint.

In 1976, after years of research and experimentation, I developed a unique design and construction for the billiard cue joint. In 1976 I thought I had a good thing. Now, after eight years of making and using this design I am certain that I have the best thing going.

Send for my literature and the large color picture of my 14 basic models. In the 1960's I made the 4-prong blanks for legendary cue-makers Frank Paradise and George Balabushka. It's about time I made something for you.

BURTON SPAIN
3724 W. Division St., AS
Chicago, IL 60651
312/235-2811

CLASSIC RATING

Harold Simonsen played host to the Classic Cup and receives the following evaluation:

Tournament Rating (0-4 stars):

Tables (Gold Crown).....****
 Balls (Centennial).....****
 Cloth (New, 75-25).....****
 Lighting (Florescent).....****
 Playing Conditions.....****
 Rules (PBA).....****
 Referees (Finals only).....*
 Scoreboard (Small).....**
 Prize Money & Breakdown.....****
 Draw & Flow Chart.....****
 Scheduling (Posted).....****
 Practice Tables (Two).....****

Tournament Format:

Field: 28 players
 Entrance Fee: \$400.00
 Purse: \$16,500
 Session: Race to 11 (Finals:13)
 Flow Chart: Single Elimination
 Seeding: Scratch Sheet Ranking
 Rules: PBA (see page 2)
 Tables: Four 4 1/2 X 9
 Length: 3 Days

SESSIONS DECIDED BY ONE GAME

(MINIMUM SESSIONS = 3, LISTED ALPHABETICALLY)

Name	Won	Lost	Pct.
Ronnie Allen	7	2	.778
Richie Ambrose	2	3	.400
Terry Bell	4	5	.444
Dave Bollman	3	3	.500
Rusty Brandmeyer	2	3	.400
Lou Butera	3	2	.600
Jim Cattrano	3	3	.500
Kim Davenport	3	2	.600
Tony Davis	1	2	.333
Danny DiLiberto	2	4	.333
Ernesto Dominguez	3	0	1.000
Pat Fleming	2	4	.333
Javier Franko	2	1	.667
Jim Fusco	3	1	.750
Mike Gulyassy	4	4	.500
Buddy Hall	7	2	.778
Allen Hopkins	4	2	.667
David Howard	7	5	.583
Larry Hubbard	2	1	.667
Bob Hunter	3	3	.500
G.F. Johnson	2	2	.500
Danny Jones	3	0	1.000
Bobby Legg	3	1	.750
Steve Lillis	2	1	.667
Jim Marino	0	3	.000
Jim Martin	3	0	1.000
Ray Martin	4	3	.571
Grady Mathews	3	6	.333
Dave Matlock	3	4	.429
Dick Megiveron	3	1	.750
Dennis McMahon	2	1	.667
Danny Medina	5	4	.556
Willie Munson	0	3	.000
Jim Reid	3	3	.500
Jim Rempe	2	3	.400
David Rhodes	3	0	1.000
Louie Roberts	3	4	.429
Joe Root	2	1	.667
Tom Ruocco	1	2	.333
Joe Salazar	3	0	1.000
John Shuput	1	3	.250
Mike Sigel	1	4	.200
Earl Strickland	9	2	.818
Jay Swanson	5	2	.714
Toby Sweet	6	0	1.000
Nick Varner	1	3	.250
Howard Vickery	8	7	.533
Dallas West	3	2	.600
Bob Williams	0	3	.000

Meucci Originals . . .

"Standard of the Industry"

*According to Accu-Stats,
the top 15 money winners
of 1984
won \$248,480.*

*Meucci Cues
won 70 per cent of the total
for \$172,848.*

Need We Say More?

Meucci Originals 7472 Old Highway 78, Olive Branch, MS 38654 (601)895-4877

1984 MAJOR TOURNAMENT RESULTS

(MINIMUM: \$515.00 WINNINGS)


Name	Events	In Money	YTD\$ Winnings	Sessions Won Lost	HOUSTON		MILWKEE		RCKYMNT		AUSTIN		US OPEN		DAYTON		
					TAMPA	RHMD	KY	NORFOLK	VEGAS	ATLCITY	TAHOE	CHICAGO					
STRICKLAND, EARL	11	10	58016.00	62 - 15	.	1	2	1	.	9-12	1	13-16	17-32	1	4	5-6	17-27
HALL, BUDDY	12	10	37100.00	59 - 18	1	3	13-16	3-4	.	2	65-96	9-12	65-89	5-6	1	1	3-4
SWANSON, JAY	6	4	28400.00	30 - 10	.	4	5-6	.	.	.	49-64	.	1	13-16	25-32	.	.
HOWARD, DAVID	10	8	17450.00	47 - 22	3	9-12	7-8	.	1	25-32	3	13-16	5-8	7-8	25-32	.	.
SIGEL, MIKE	10	7	15750.00	41 - 17	2	25-32	.	.	5-6	1	33-48	13-16	33-64	2	13-16	.	9-16
HOPKINS, ALLEN	6	3	15200.00	30 - 13	.	.	4	.	17-24	25-32	.	1	3-4	33-48	.	.	.
REMPE, JIM	11	6	13466.00	29 - 21	7-8	33-48	.	.	2	33-41	65-89	17-24	17-32	17-24	2	25-32	17-27
GULYASSY, MIKE	6	4	12700.00	25 - 14	7-8	.	2	3-4	25-32	9-12	.	9-16
BELL, TERRY	8	3	12150.00	22 - 15	.	65-96	3	17-24	.	.	2	49-64	65-89	.	17-24	.	17-27
VARNER, NICK	5	4	10632.00	25 - 11	.	.	33-48	.	.	.	17-24	7-8	9-16	.	3	.	.
BRANDMEYER, RUSTY	4	2	10300.00	16 - 11	2	.	33-48	13-16	17-27
MIZERAK, STEVE	6	5	8700.00	33 - 12	.	2	.	.	4	.	.	9-12	33-64	4	.	3	.
HUBBART, LARRY	9	8	8616.00	37 - 17	.	17-24	25-32	7-8	.	.	9-12	5-6	17-32	7-8	13-16	.	3-4
DILIBERTO, DANNY	9	4	8300.00	21 - 16	9-12	17-24	.	9-12	.	.	33-48	65-90	65-89	.	7-8	33-48	1
MEDINA, DANNY	8	5	8157.00	23 - 15	.	49-64	25-32	2	.	.	17-24	65-90	9-16	.	9-12	.	5-8
MCCREADY, KEITH	7	3	7932.00	24 - 13	.	33-48	1	.	.	.	33-48	49-64	9-16	5-6	33-48	.	.
WEST, DALLAS	7	3	7016.00	25 - 14	.	5-6	33-48	13-16	.	25-32	4	.	17-32	.	.	.	17-27
MARTIN, RAY	6	4	6832.00	22 - 14	7-8	.	7-8	.	9-16	25-32	65-96	2	.
VICKERY, HOWARD	12	7	6800.00	38 - 24	.	17-24	17-24	5-6	3	17-24	13-16	5-6	33-64	33-48	33-48	7-8	5-8
DAVENPORT, KIM	5	5	5700.00	21 - 12	.	25-32	25-32	17-24	5-8	.	9-12	.	.
SWEET, TOBY	8	6	5700.00	29 - 16	.	.	17-24	.	5-6	5-6	17-24	13-16	33-64	3	.	9-12	.
HUNTER, BOB	9	4	5291.00	21 - 18	.	25-32	.	.	13-16	.	13-16	49-64	17-32	25-32	33-48	33-48	2
MATLOCK, DAVE	5	2	5100.00	19 - 10	.	49-64	33-48	.	.	.	5-6	3-4	.	.	65-96	.	.
BOLLMAN, DAVE	8	4	4925.00	18 - 16	.	9-12	13-16	.	13-16	13-16	5-6	.	65-89	33-48	.	25-32	.
BUTERA, LOU	7	3	4200.00	22 - 17	.	5-6	9-12	25-32	.	.	33-48	33-48	5-8	.	65-96	.	.
MATHEWS, GRADY	11	3	4150.00	19 - 21	.	49-64	17-24	17-24	.	9-12	7-8	7-8	33-64	33-48	97-98	25-32	9-16
REID, JIM	6	4	4100.00	16 - 12	.	13-16	9-12	.	.	3	17-24	49-64	65-89
DOMINGUEZ, ERNEST	2	2	4000.00	8 - 4	17-24	.	.	.	5-6	.	.
MASSEY, MIKE	10	5	3925.00	28 - 19	.	33-48	9-12	9-12	.	.	17-24	49-64	33-64	9-12	25-32	7-8	9-16
BRIENZA, PAUL	3	2	3150.00	7 - 6	9-12	.	65-89	.	13-16	.	.
DOBESENSKI, RON	2	1	3000.00	5 - 3	5-6	.	9-16
FLEMING, PAT	12	5	2966.00	22 - 24	13-16	9-12	49-64	13-16	17-24	5-6	49-64	25-32	17-32	17-24	49-64	.	9-16
ROBERTS, LOUIE	7	5	2866.00	18 - 14	.	25-32	7-8	.	.	.	25-32	65-90	17-32	13-16	.	.	9-16
PARICA, JOSE	2	2	2550.00	9 - 4	9-12	9-12	.	.
LOUIE, DAN	1	1	2500.00	5 - 2	7-8	.	.
KELLY, ED	3	3	2250.00	8 - 6	.	17-24	17-24	.	.	.	17-24	.	.
ALLEN, RONNIE	5	3	2200.00	13 - 10	.	33-48	9-12	.	.	.	25-32	33-48	.	.	17-24	.	.
VANOVER, BOB	3	1	2100.00	6 - 6	.	.	.	17-24	.	.	.	3-4	.	.	65-96	.	.
LEGG, BOBBY	2	2	2000.00	7 - 4	.	.	.	3-4	17-24	.
FUSCO, JIM	2	1	2000.00	9 - 4	5-8	25-32	.	.	.
COLEMAN, TONY	2	1	1900.00	3 - 4	9-12	.	65-89
WINCHENBAUGH, AL	2	1	1900.00	4 - 4	9-12	.	.	.	65-96	.	.
BRUNT, GEORGE	5	2	1750.00	10 - 9	4	.	17-24	.	.	.	49-64	17-24	17-27
CATTRANO, JIM	8	3	1666.00	14 - 17	.	49-64	49-64	.	17-24	25-32	25-32	.	17-32	13-16	.	.	17-27
COOK, STEVE	4	3	1650.00	10 - 8	5-6	65-89	.	.	9-12	.	13-16	.

COLEMAN, TONY	2	1	1900.00	3 - 4	9-12	.	.	65-96	.	.
WINCHENBAUGH, AL	2	1	1900.00	4 - 4	9-12	.	.	65-96	.	.
BRUNT, GEORGE	5	2	1750.00	10 - 9	4	.	17-24	.	.	49-64	17-24	.	.	17-27	.
CATTRANO, JIM	8	3	1666.00	14 - 17	.	49-64	49-64	.	17-24	25-32	25-32	.	17-32	13-16	17-27
COOK, STEVE	4	3	1650.00	10 - 8	5-6	65-89	.	9-12	13-16	.
CARTER, JEFF	5	2	1550.00	9 - 9	.	65-96	.	.	.	4	65-89	25-32	.	.	17-27
OAKS, STEVE	2	1	1500.00	8 - 4	.	.	17-24	4	.
SHUPUT, JOHN	3	2	1400.00	10 - 6	.	9-12	17-24	9-12	.
HASHIMOTO, BRIAN	1	1	1375.00	5 - 2	13-16
INCARDONA, BILL	2	1	1375.00	7 - 4	13-16	.	.	33-48	.
JOHNSON, BILLY	6	3	1375.00	12 - 12	.	.	49-64	.	9-12	13-16	.	.	65-89	9-12	9-12
ZUGLAN, MIKE	3	2	1332.00	10 - 6	13-16	.	.	.	9-16	17-24	.
BAKER, PAUL	6	2	1300.00	6 - 11	.	.	49-64	25-32	.	.	25-32	17-24	.	65-96	17-27
HODGES, JIMMY	4	2	1300.00	12 - 8	.	.	5-6	25-32	49-64	13-16
MARINO, JIM	4	2	1266.00	11 - 9	.	13-16	.	25-32	.	.	49-64	.	17-32	.	.
JONES, DANNY	3	1	1250.00	9 - 6	.	7-8	33-48	13-16
SALAZAR, JOE	2	1	1250.00	8 - 4	.	7-8	49-64	.
FUTTERNICK, ROY	2	1	1250.00	5 - 4	33-64	.	13-16	.
SAAD, JOE	3	2	1150.00	5 - 6	.	25-32	.	25-32	.	.	25-32
LILLIS, STEVE	7	3	1125.00	10 - 13	13-16	33-48	49-64	.	17-24	65-96
MUNSON, WILLIE	5	1	1125.00	5 - 9	.	97-106	33-48	17-24	.	.	65-89	.	.	.	9-12
BROCK, JERRY	2	1	1032.00	7 - 6	.	49-64	9-16	.	.	5-8
NORQUEST, DARRELL	3	1	1032.00	6 - 7	.	33-48	33-48	.	9-16	.	.
COSTA, ERNIE	1	1	1032.00	4 - 3	9-16	.	.	.
RHODES, DAVE	5	2	1016.00	14 - 11	.	.	13-16	.	.	.	49-64	33-48	17-32	49-64	.
GRAVES, BILLY	1	1	1000.00	2 - 2	17-24
TUGWELL, CECIL	4	1	1000.00	8 - 8	.	33-48	.	5-6	.	.	33-48	33-48	.	.	.
FAVOR, DAVE	5	2	916.00	11 - 10	.	.	49-64	.	.	17-24	.	33-48	17-32	13-16	.
RUOCCO, TOM	3	2	816.00	5 - 7	9-12	.	.	.	17-32	17-24	.
FIX, GREG	2	1	800.00	4 - 4	9-12	.	.	33-48	.
KEIZER, KOOS	1	1	800.00	5 - 2	9-12
NELSON, LARRY	3	2	800.00	8 - 6	.	25-32	25-32	.	25-32	.
REDD, JIM	1	1	800.00	4 - 2	5-6
DAYA, DAVE	2	1	800.00	4 - 4	33-64	.	5-6
CHAPMAN, COYT	2	1	750.00	7 - 4	.	13-16	49-64	.
DICKSON, COLE	2	1	750.00	5 - 4	49-64	.	.	17-24	.
HUTCHINGS, GARY	2	1	750.00	3 - 4	25-32	.	.	65-96	.
MACDONALD, CHRIS	2	1	750.00	3 - 4	49-64	.	.	17-24	.
MCCOY, DON	1	1	750.00	2 - 2	25-32
MCGIVERON, DICK	2	1	750.00	4 - 4	65-89	.	.	17-24	.
SMITH, SCOTT	2	1	750.00	4 - 4	.	13-16	65-96	.
STADLER, JIM	2	1	750.00	3 - 4	65-89	.	.	17-24	.
ROMERIZ, ISMAEL	1	1	750.00	2 - 2	17-24	.
ROOT, JOE	2	1	700.00	3 - 4	7-8	.	.	49-59	.	.
BLACKWELL, GARY	2	1	550.00	2 - 4	.	97-106	17-24	.	.	.
DAVIS, JAMES	2	1	550.00	4 - 4	.	33-48	17-24	.	.	.
DRENIN, GARY	2	1	550.00	4 - 4	.	65-96	17-24	.	.	.
FLANARY, GARY	1	1	550.00	3 - 2	9-12
HALLET, DANA	1	1	550.00	4 - 2	17-24	.	.	.
TRIVETT, ROY	4	2	550.00	7 - 8	13-16	33-41	.	.	.	17-24	17-24
WIGGAM, STEVE	2	1	550.00	4 - 4	9-12	.	.	33-64	.	.
JONES, SAMMY	3	1	516.00	4 - 5	.	65-96	33-48	17-32	.	.
POLO, DON	2	1	516.00	6 - 4	9-12	.	.	.	17-32	.	.
FUSCO, PETE	2	1	516.00	3 - 4	17-32	33-48	.
LODER, LENNY	1	1	516.00	3 - 2	17-32	.	.

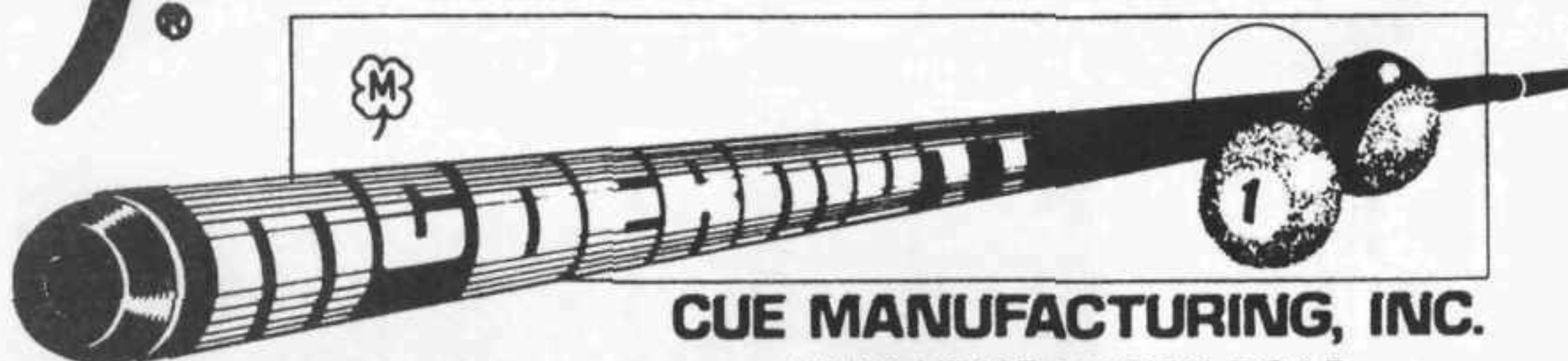
WE'LL SWEAT YOUR MATCH!



"We'll Sweat Your Match" T-Shirts
(See Coupon)



THE MARK OF CRAFTSMANSHIP



CUE MANUFACTURING, INC.

W186 N7137 MARCY ROAD
MENOMONEE FALLS, WI 53051-4998
PHONE 414/251-4090

WHAT'S NEXT?

The next *Accu-Stats* issue will feature Red's Third Annual Nine Ball Tournament which will take place in Houston, Texas January 28 - February 2, 1985. This will be the first major tournament of 1985 and *Accu-Stats* will give you complete and

unprecedented tournament coverage. Red's first two events had over 100 9-ball entrants in each event! So don't hesitate, subscribe now to *Accu-Stats* for coverage of at least 12 major tournaments in 1985.

YES!!

Enter my name as an *Accu-Stats* subscriber

SUBSCRIPTION RATE: One Year For Only \$15.00

"We'll Sweat Your Match" T-Shirts

Please specify quantity _____ and size _____

s,m,l,xl

Regular (tan) \$8.50 ☐

Collared (white) \$17.00 ☐

Card # _____ Exp. Date _____

Signature _____

Name _____

Address _____

City _____ State _____ Zip _____

Check - m/o ☐

Master Card ☐

Visa ☐

Accu-Stats 204 Eagle Rock Avenue • Roseland, New Jersey 07068

201-838-7089

SESSIONS WON — LOST

(MINIMUM SESSIONS = 8)

#	NAME	WON	LOST	PCT	#	NAME	WON	LOST	PCT
1.	Earl Strickand	62	- 15	.805	51.	Bob Hunter	21	- 18	.538
2.	Buddy Hall	59	- 18	.766	52.	Paul Brienza	7	- 6	.538
3.	Jay Swanson	30	- 10	.750	53.	Jerry Brock	7	- 6	.538
4.	Steve Mizerak	33	- 12	.733	54.	Dave Bollman	18	- 16	.529
5.	Mike Sigel	41	- 17	.707	55.	George Brunt	10	- 9	.526
6.	Allen Hopkins	30	- 13	.698	56.	Dave Favor	11	- 10	.524
7.	Nick Varner	25	- 11	.694	57.	Billy Johnson	12	- 12	.500
8.	Jim Fusco	9	- 4	.692	58.	Jeff Carter	9	- 9	.500
9.	Jose Parica	9	- 4	.692	59.	Cecil Tugwell	8	- 8	.500
10.	Larry Hubbard	37	- 17	.685	60.	Bob Vanover	6	- 6	.500
11.	David Howard	47	- 22	.681	61.	Floyd Baxter	4	- 4	.500
12.	Ernesto Dominguez	8	- 4	.667	62.	James Davis	4	- 4	.500
13.	Joe Salazar	8	- 4	.667	63.	Gary Drenin	4	- 4	.500
14.	Steve Oaks	8	- 4	.667	64.	Frank Fisher	4	- 4	.500
15.	Dave Matlock	19	- 10	.655	65.	Greg Fix	4	- 4	.500
16.	Keith McCready	24	- 13	.649	66.	Dick Megiveron	4	- 4	.500
17.	Toby Sweet	29	- 16	.644	67.	Scott Smith	4	- 4	.500
18.	Mike Gulyassy	25	- 14	.641	68.	Steve Smith	4	- 4	.500
19.	Dallas West	25	- 14	.641	69.	Steve Wiggam	4	- 4	.500
20.	Kim Davenport	21	- 12	.636	70.	Al Winchenbaugh	4	- 4	.500
21.	Coyt Chapman	7	- 4	.636	71.	Phil Fasciano	4	- 4	.500
22.	Bill Incardona	7	- 4	.636	72.	Dave Daya	4	- 4	.500
23.	Bobby Legg	7	- 4	.636	73.	Pat Fleming	22	- 24	.478
24.	John Shuput	10	- 6	.625	74.	Grady Mathews	19	- 21	.475
25.	Mike Zuglan	10	- 6	.625	75.	Gilbert Martinez	7	- 8	.467
26.	Romero Flores	5	- 3	.625	76.	Roy Trivett	7	- 8	.467
27.	Ron Dobesenski	5	- 3	.625	77.	Darrell Norquest	6	- 7	.462
28.	Howard Vickery	38	- 24	.613	78.	Joe Saad	5	- 6	.455
29.	Ray Martin	22	- 14	.611	79.	Bill Staton	5	- 6	.455
30.	Danny Medina	23	- 15	.605	80.	Jim Cattrano	14	- 17	.452
31.	Jimmy Hodges	12	- 8	.600	81.	Sammy Jones	4	- 5	.444
32.	Danny Jones	9	- 6	.600	82.	Steve Lillis	10	- 13	.435
33.	Don Polo	6	- 4	.600	83.	Edgar White	6	- 8	.429
34.	Mike Massey	28	- 19	.596	84.	Tom Ruocco	5	- 7	.417
35.	Terry Bell	22	- 15	.595	85.	Buddy Dennis	4	- 6	.400
36.	Rusty Brandmeyer	16	- 11	.593	86.	Jr. Harris	4	- 6	.400
37.	Jim Rempe	29	- 21	.580	87.	Willie Munson	5	- 9	.357
38.	Jim Reid	16	- 12	.571	88.	Paul Baker	6	- 11	.353
39.	Ed Kelly	8	- 6	.571	89.	Bob Williams	7	- 13	.350
40.	Larry Nelson	8	- 6	.571	90.	Forester Slone	5	- 10	.333
41.	Danny DiLiberto	21	- 16	.568	91.	Richie Ambrose	4	- 8	.333
42.	Ronnie Allen	13	- 10	.565	92.	Luther Lassiter	3	- 6	.333
43.	Lou Butera	22	- 17	.564	93.	Louie Lemke	3	- 6	.333
44.	Louie Roberts	18	- 14	.563	94.	Jack Stenner	3	- 6	.333
45.	Dave Rhodes	14	- 11	.560	95.	Bill Burge	5	- 12	.294
46.	Steve Cook	10	- 8	.556	96.	G.F. Johnson	4	- 10	.286
47.	Cole Dickson	5	- 4	.556	97.	Tom Brown	2	- 6	.250
48.	Javier Franko	5	- 4	.556	98.	Tom Spencer	2	- 7	.222
49.	Roy Futterstock	5	- 4	.556	99.	Bob Opsahl	2	- 8	.200
50.	Jim Marino	11	- 9	.550					

ACCU-FACT

In 1984, 388 different players competed in major tournaments.

YTD PERFORMANCE RANKINGS

TOTAL PERFORMANCE

(MINIMUM GAMES = 100)

#	NAME	GAMES	BALLS MADE	ERRORS	TPA
1.	MIKE SIGEL	549	2576	329	.887
2.	ALLEN HOPKINS	356	1608	215	.882
3.	BUDDY HALL	655	2819	419	.871
4.	STEVE MIZERAK	254	1241	194	.865
5.	EARL STRICKLAND	662	3149	496	.864
6.	DAVID HOWARD	581	2681	462	.853
7.	GRADY MATHEWS	281	1220	212	.852
8.	DAVE MATLOCK	312	1373	239	.852
9.	DALLAS WEST	243	1075	197	.845
10.	TOBY SWEET	286	1139	211	.844

BREAK PERFORMANCE

(MINIMUM BREAKS = 50)

#	NAME	GAMES	BREAK BALL SHOTS MADE	W/O SCR.	BPA
1.	STEVE MIZERAK	254	152	106	.697
2.	MIKE MASSEY	238	119	80	.672
3.	DAVID HOWARD	581	320	208	.650
4.	DANNY MEDINA	297	145	92	.634
5.	JIM MARINO	101	54	34	.630
6.	DAVE MATLOCK	312	164	102	.622
7.	BOB HUNTER	333	157	97	.618
8.	MIKE SIGEL	549	323	197	.610
9.	ROY TRIVETT	115	56	34	.607
10.	WADE CRANE	165	86	52	.605

RUN OUT OPPORTUNITIES

#	NAME	OPPOR- TUNITIES	RUN OUTS	PCT.
1.	MIKE SIGEL	457	319	69.8
2.	BUDDY HALL	521	354	67.9
3.	JAY SWANSON	65	44	67.7
4.	ALLEN HOPKINS	296	200	67.6
5.	EARL STRICKLAND	611	385	63.0
6.	GARY FLANARY	62	39	62.9
7.	STEVE WIGGAM	40	25	62.5
8.	TOBY SWEET	238	147	61.8
9.	STEVE MIZERAK	245	151	61.6
10.	BILL INCARDONA	49	30	61.2

KICK PERFORMANCE

(MINIMUM KICKS = 50)

#	NAME	GAMES	KICKS	GOOD	KPA
1.	LARRY HUBBART	367	124	107	.863
2.	DAVE MATLOCK	312	86	74	.860
3.	GRADY MATHEWS	281	85	73	.859
4.	BUDDY HALL	655	162	135	.833
5.	JIM REMPE	381	119	99	.832
6.	DAVE BOLLMAN	250	71	59	.831
7.	DAVID HOWARD	581	159	131	.824
8.	FRANK FISHER	129	56	46	.821
9.	STEVE MIZERAK	254	70	57	.814
10.	PAT FLEMING	536	163	132	.810

MISSES

(PER 100 BALLS POCKETED)

#	NAME	BALLS MADE	SHOTS MISSED	AVG
1.	MIKE SIGEL	2576	176	4.5
2.	ALLEN HOPKINS	1608	93	5.8
3.	BUDDY HALL	2819	178	6.3
4.	STEVE MIZERAK	1241	82	6.6
5.	BOB VANOVER	227	15	6.6
6.	GARY FLANARY	282	19	6.7
7.	DALLAS WEST	1075	76	7.1
8.	EARL STRICKLAND	3149	229	7.3
9.	TOBY SWEET	1139	83	7.3
10.	PAT FLEMING	2226	164	7.4

POSITION ERRORS

(PER 100 BALLS POCKETED)

#	NAME	BALLS MADE	POSITION ERRORS	AVG
1.	ALLEN HOPKINS	1608	57	3.5
2.	JAY SWANSON	333	12	3.6
3.	BUDDY HALL	2819	111	3.9
4.	EDGAR WHITE	200	8	4.0
5.	MIKE SIGEL	2576	107	4.2
6.	SERGIO VARGAS	141	6	4.3
7.	BOBBY LEGG	163	7	4.3
8.	STEVE MIZERAK	1241	55	4.4
9.	JAMES DAVIS	293	13	4.4
10.	EARL STRICKLAND	3149	144	4.6

ACCU-FACT

In 1984, 14.3% or 229 of the 1599 sessions went to the "wire",
while 1.8% or 28 sessions were shutouts.

\$\$\$

IN THE MONEY

DAYTON, OHIO

\$\$\$

NOVEMBER 15-18

NAME	PRIZE	NAME	PRIZE	NAME	PRIZE
1st Buddy Hall	\$6,000	9th-12th		17th-24th	
2nd Ray Martin	3,000	Steve Lillis	\$400	Eddie Tipton	\$250
3rd Steve Mizerak	2,000	John Shuput	400	Jack Wilson	250
4th Steve Oaks	1,500	Toby Sweet	400	Bobby Legg	250
5th-6th		Billy Johnson	400	Roy Trivett	250
Earl Strickland	\$800	13th-16th		Mark Maryo	250
Dave Daya	800	Jimmy Hodges	\$300	Mike Blackwell	250
7th-8th		Steve Cook	300	Ed Metushoneck	250
Howard Vickery	\$550	Gary Spaeth	300	John Dunn	250
Mike Massey	550	R. Brandmeyer	300		

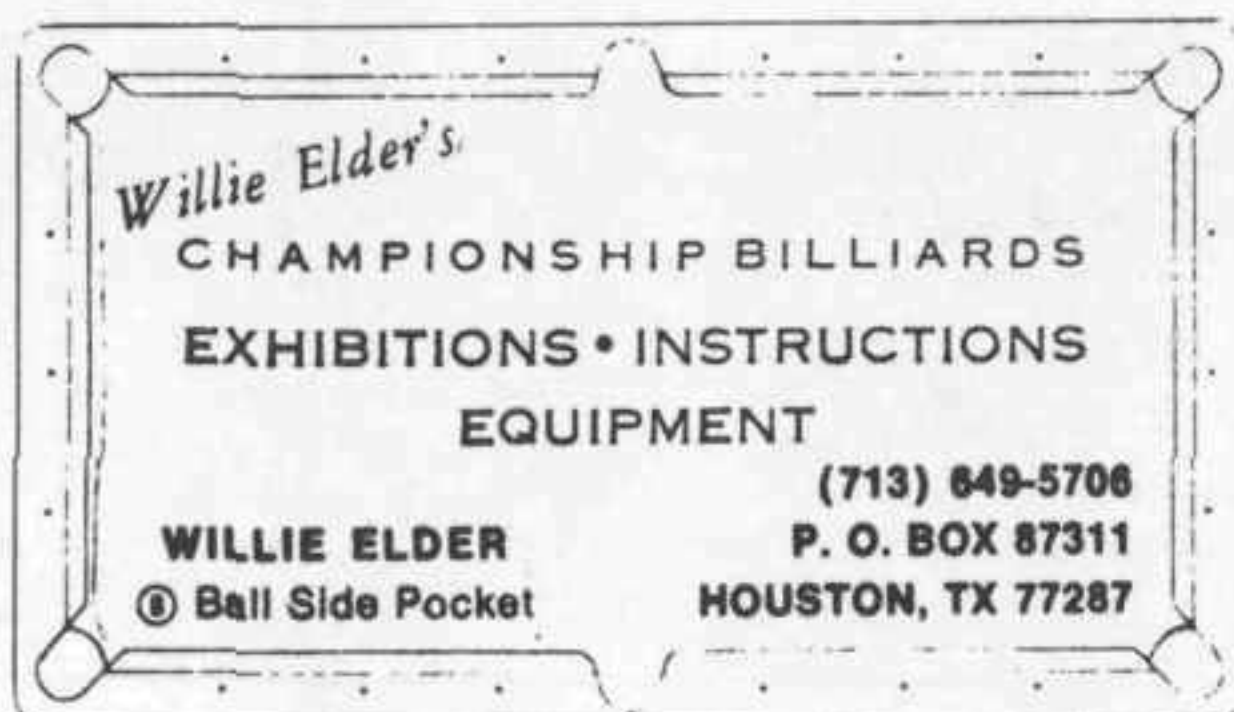
HOW DO I READ THAT SCORESHEET?

On the back page, you will see the actual scoresheet for the **Classic Cup** finals between Bob Hunter and Danny DiLiberto. Let me give you a general idea on how to read it. Essentially, the scoresheet is read from left to right, each column revealing what happened that inning. The **LARGE NUMBERS** to the right of each player's name tells us how many balls that player pocketed during his inning. The **SMALL NUMBERS** tell us how many balls went in on the break. The **CIRCLED NUMBERS** mean that the player also won the rack during that inning. The **BOTTOM** of the scoresheet shows the running totals of the score. Hang on, you're almost there! You will also see a **GREY SECTION** filled with 1's and 2's (there are no 12's). The 1's represent player #1 and the 2's represent

player #2. They tell us how that player ended each inning. For instance, in inning #24 of the first page, player #1 (Hunter) pocketed two balls and then missed a called shot. You will also notice small letters (N,B,K,J,P,Q,X). They stand for No reason, Bank, Kiss, Jump, Push, and misQue. The X means that the player did not intend to run out. In inning #9 of page one, player #2 (DiLiberto) makes two balls on the break, runs another four and misses a bank shot. Just one more example, and you're on your own. In inning #6 of page one, player #2 (DiLiberto) pockets no balls while missing a kiss shot and also scratching in the pocket. See if you can read (and feel) the match. I'll start you off. In inning #1, Bob Hunter makes the 9-ball on the break!

UNUSUAL FORFEITURE

An unusual rule concerning forfeiture was used at the **Classic Cup** in which a contestant who failed to show up for a match on time forfeited one game for each five minutes late. The only instance of this came when David Howard failed to show up for his match with Larry Hubbart. Larry practiced at the table while waiting for David and posted the updated score every five minutes. He won 11-0 by forfeiture.



ACCU-FACT

In 1984, Buddy Hall had the longest winning streak of eighteen sessions.

DEFINITIONS

ABBREVIATIONS

BPA - Break Performance Average
KPA - Kick Performance Average
SPA - Safety Performance Average
TPA - Total Performance Average

TERMS & EXPRESSIONS

ACCU-STATS AVERAGE - Same as TPA or TOTAL PERFORMANCE AVERAGE
BALLS MADE - Total balls pocketed
BREAK - The 9-ball break shot
ERROR - Any miss, scratch on the break, bad kick, bad safety, or bad position (see ERROR category)
GAME - One completed 9-ball rack
GOOD BREAK - A break shot in which a ball is made without scratching
GOOD KICK - A kick which results in a "good hit" (even if the cue ball scratches afterwards)
GOOD SAFETY - A safety after which the opponent fails to pocket a ball (excluding kick-ins)
KICK - A shot in which a player attempts to hit a ball that cannot be "seen" and requires either a rail first, masse' or jump shot to complete
MAKEABLE SHOT - A shot that is as easy or easier than a spot shot
OPPORTUNITY - Exists when a player makes an attempt to run out by pocketing at least one ball or approaching the table with a makeable shot
POINTS - Number of balls pocketed
POSITION ERROR - Same as BAD POSITION
RUN OUT - Occurs any time the 9-ball is pocketed
SAFETY - A shot in which a player's primary concern is defense
SESSION - A race to a specified number of games
SHOTS MISSED - See MISS
SNOOKERED - A condition that exists when a player is unable to "see" the lowest ball on the table

ERRORS

MISS - Occurs when a player's primary concern is to pocket a ball that can be "seen", but fails to do so and is forced to leave the table
SCRATCH ON THE BREAK - Occurs when a player scratches on the break, regardless of whether a ball is pocketed or not

BAD KICK - Occurs when a player attempts, but fails to make a good hit after being snookered
BAD SAFETY - Occurs when a player's opponent pockets a ball immediately after a safety (excluding kick-ins)
BAD POSITION - Occurs when inadequate position causes a player to leave the table (excluding immediately after the break shot)

STATISTICAL RANKINGS

BREAK PERFORMANCE AVERAGE - Reflects a player's ability to make a ball on the break without scratching
KICK PERFORMANCE AVERAGE - Reflects a player's ability to make a good hit when snookered
RUN OUT OPPORTUNITIES - Reflects a player's ability to run out the rack after pocketing at least one ball or approaching the table with a makeable shot
SAFETY PERFORMANCE AVERAGE - Reflects a player's ability to play a safety which prevents his opponent from pocketing a ball
TOTAL PERFORMANCE AVERAGE - A player's "batting average", considered are balls pocketed and errors

CALCULATIONS

BREAK PERFORMANCE AVERAGE OR BPA:
 $\text{Good breaks} / \text{Total breaks}$
KICK PERFORMANCE AVERAGE OR KPA:
 $\text{Good kicks} / \text{Total kicks}$
MISSES PER 100 BALLS POCKETED:
 $(\text{Misses} \times 100) / \text{Balls pocketed}$
POSITION ERRORS PER 100 BALLS POCKETED:
 $(\text{Position errors} \times 100) / \text{Balls Pocketed}$
RUN OUT OPPORTUNITIES:
 $\text{Run outs} / \text{Opportunities}$
RUN OUTS FROM THE BREAK:
 $\text{Run outs from break} / \text{Breaks}$
SAFETY PERFORMANCE AVERAGE OR SPA:
 $\text{Good safeties} / \text{Total safeties}$
SCRATCH ON THE BREAK:
 $(\text{Scratches on break} \times 100) / \text{Breaks}$
TOTAL PERFORMANCE AVERAGE OR TPA:
 $\text{Balls pocketed} / (\text{Balls pocketed} + \text{Errors})$

ACCU-STATS
204 EAGLE ROCK AVENUE
ROSELAND, NJ 07068

Address Correction Requested

Bulk Rate
U.S. Postage
PAID
Roseland, NJ
Permit #42

HUNTER vs. DILIBERTO

Score		1	2	3	4	5	6	7	8	9	10	11	12	13	14	15	16	17	18	19	20	21	22	23	24	
1 Hunter		①	'1		3		1	①	°0		③	'1				0	4		⑤	'9	°0	0	0	0	1	2
2 Diliberto			⑧	'3	①	°0	0		⑨	²6		⑦	'9	²9	°0	2	③	'3			1	1	0	0	1	
MISS			1 ^B	2 ^Q	1		1 ^B	2 ^K		2 ^B						1 ^N	1 ^N	2 ^N						1	12 ^N	
KICK												1 ^J				2						1	1	2		
SAFETY																					2	2	2			
Scr. Pocket							2					1														
Scr. No Hit																						1				
Score	1	1	1		1			2	2		3	3	3	3			3		4	5						
	2	0	1		2			2	3		3	4	5	6			7		7	7						

Score	1	2	3	4	5	6	7	8	9	10	11	12	13	14	15	16	17	18	19	20	21	22	23
1 Hunter	③	0	0	0		④	2	3	3		0	0	⑨	0	7		①	⑨	⑨	0		5	0
2 Diliberto		0	0	⑨	5	0		0	③	⑨	0	X	0		0	①	2			⑧	0	2	②
MISS			2	1				1 ^N						2 ^N		2 ^K					1 ^N	2	1 ^N
KICK							2					2 ^J											
SAFETY		2	1					1 ^X				1 ^P	2	1									
Scr. Pocket					2									1						1			
Scr. No Hit							2					2											
Score	1	6		6		7		7	7				8		8		9	10	11	11			11
	2	7		8		8		9	10				10		11		11	11	11	12			13

Final Match

BOB HUNTER - 11

13 - DANNY DILIBERTO

.583	7 of 12 Break Performance Average 7 of 12	.583
.666	2 of 3 Kick Performance Average 2 of 4	.500
1.000	4 of 4	... Safety Performance Average 4 of 5	.800
.333	4 of 12 Run Out From The Break 3 of 12	.250
.500	10 of 20 Run Out Opportunities 13 of 23	.565
18 errors, 85 pocketed 20 errors, 99 pocketed				
.825 Total Performance Average			.832

18 Errors 20

11 misses, 1 scratch on break,
1 bad kick, 5 bad position,
0 bad safeties.

9 misses, 1 scratch on break,
2 bad kicks, 7 bad position,
1 bad safety.